
2006 BUDGET BRIEFING NOTE

User Fee Changes Proposed in the 2006 Operating Budget

Issue/Background:

This briefing note identifies changes to existing user fees and charges as well as new fees being recommended to change through the 2006 Operating Budget Process. It also identifies the incremental impact on 2005 revenues as a result of the proposed increases in fees and charges.

The Municipal Act, 2001 empowers municipalities to impose fees or charges for specific services and/or privileges that they provide. Similarly, the Planning Act, The Building Code and specific City by-laws provide specific program areas with the authority to impose or change fees. Many fees and charges are introduced or changed as part of the annual operating budget process, however, the City must comply with legislative requirements as fees are considered during the budget review process. While a significant number of fees and charges have already been approved by City Council, some fees and charges have been referred to the 2006 Budget Process.

Key Point(s):

- Where relevant, notice of intention to change these user fees and charges as part of the 2006 Operating Budget process has been posted on the City of Toronto website pursuant to Section 14 of the Municipal Act. Posting of these notices of intention to change fees under the authority of the City of Toronto Planning Act, the Building Code and specific City by-laws is the responsibility of individual programs to which these fees and charges apply.
- Appendix A lists proposed changes to user fees and charges as well as the incremental revenue to be generated from the increases in 2006. The City ensures that authority to impose or change user fees and the required notice period are satisfied.
- The net incremental revenues from increasing fees and charges listed in Appendix A are estimated to be \$10.3 million.
- Proposed fee increases may be driven by adjustments to achieve full cost recovery, or for inflation as well as changes based on policy objectives or like service comparison e.g. parking fees at the Toronto Zoo versus Wonderland. In most cases, the determination of fee increases includes an assessment of like fees in other jurisdictions and by service providers as well as any impact on services and service recipients.

- Highlights

Cost Recovery

- Although Building Services proposes to increase permits by 4.6%, the incremental revenue is only \$2.2 million. Building Services projected a decrease in the volume of building permits in 2006 which, in part, offsets revenue gained from the permit fee increase. The 4.6% will also allow Building Services to recover full service costs.
- Staff request for increase of 18.2% in community planning fees was referred to the 2006 Operating Budget process, however, the Planning Act authorized the program to increase other planning fees by the CPI of 2.3%.
- Staff request to introduce a new engineering fee for rezoning, site plan application, etc. which will result in full costs recovery was referred to the 2006 Budget Process.

CPI

- Council at its meeting in October 2005 approved increases in Municipal Licensing fees by the Consumers Price Index (CPI) of 2.7% which will generate incremental revenue of \$448,200.
- Council at its meeting in December 2005 referred the request to increase engineering fees by the CPI for consideration with the 2006 Budget.
- The Toronto Municipal Streets and Sidewalks By-law No. 313 authorizes Transportation Services to increase 'right of way' fees by the CPI of 1.7%. At its meeting of May 17, 18 and 19, 2005 City Council adopted Works Committee Report No. 5, Clause 3 authorizing the program to increase parking permits by the annual CPI.

Service Fee Comparison

- Parks, Forestry & Recreation is proposing to increase the half-day Camp fees by 12.8% and the full day Day Camp fees by 14.3% resulting in incremental revenues of \$102,300 in 2006. This increase is as a result of a 2004 Council directive to increase fees over a three-year (2004 – 2006) period to increase recoveries from paying participants.
- Revenue increases proposed by Toronto Zoo primarily for zoomobile tours, camel ride, pony ride concession and simulator concession for an incremental revenue of \$25,250 will allow the program to recover full service costs.
- The new fee introduced for Internet-based Parking Payment under Revenue Services, Office of the Treasurer, projected to generate \$300,000 in 2006 was approved by City Council in November 2005.
- The proposed increase in planning and environmental assessment fees by the Toronto & Region Conservation Authority, primarily due to market comparisons, will generate incremental revenues of \$376,000 in 2006.

Policy Objectives

- Staff proposed increased revenue of \$2.1 million from False Alarm fees for Fire Services to reduce the number of false alarms. This was reversed by Community Services Committee during the review of the 2006 Fire Services budget.
-

Prepared by:

Ruby Sawh, Senior Budget Analyst, Financial Planning Division
(416) 397-4215, rsawh@toronto.ca

Contact for further information:

Bert Riviere, Manager, Financial Planning Division
(416) 397-4227, briviere@toronto.ca

Attachment:

Appendix A – Proposed 2006 User Fee Changes

Date: January 19, 2006

Appendix A
2006 USER FEE ANALYSIS
USER FEE CHANGE - PROPOSED RATE INCREASE IN 2006

User Fee Description	2006				Incremental Revenue	Departmental Contact Name / Phone No.
	2005 Fee	Proposed Fee	Fee Increase over 2005			
			\$	%		
	\$	\$	\$	%	\$	
Parks, Forestry & Recreation						
Early Childhood Programs						
General Day Camp (1/2 day)-Subscriber, weekly session	19.50	22.00	2.50	12.8%	19,740.00	Kelvin Seow 416-395-6190
Children's Programs						
General Day Camp (1/2 day)-Subscriber, weekly session	19.50	22.00	2.50	12.8%	3,520.00	Kelvin Seow 416-395-6190
General Day Camp (full day)-Subscriber, weekly session	35.00	40.00	5.00	14.3%	74,950.00	Kelvin Seow 416-395-6190
Youth Programs						
General Day Camp (1/2 day)-Subscriber, weekly session	19.50	22.00	2.50	12.8%	940.00	Kelvin Seow 416-395-6190
General Day Camp (full day)-Subscriber, weekly session	35.00	40.00	5.00	14.3%	3,150.00	Kelvin Seow 416-395-6190
Fire Services						
False Alarm Fees	350.00	350.00	n/a	n/a	2,122,875.00	Les Hamilton 416-338-9190
Transportation Services						
Awnings, Sign Posts, Gas Lamps, Fire Escape - Annual fee	24.68	25.10	0.42	1.7%	180,400.00	Carmine Bruno 416-392-4442
Awnings, sign Posts, Gas Lamps Fire Escape - agreement fee	415.40	422.46	7.06	1.7%		Carmine Bruno 416-392-4442
Projecting Canopy - Annual fee per square metre	3.46	3.52	0.06	1.7%		Carmine Bruno 416-392-4442
Projecting Canopy - Annual fee per square metre minimum charge	5.14	5.23	0.09	1.8%		Carmine Bruno 416-392-4442
Projecting Canopy - agreement fee	415.40	422.46	7.06	1.7%		Carmine Bruno 416-392-4442
Administration Survey & Inspection fee	64.13	65.22	1.09	1.7%		Carmine Bruno 416-392-4442
Building Encroaching upon a Street < 2.5 stories	705.65	717.65	12.00	1.7%		Carmine Bruno 416-392-4442
Building Encroaching upon a Street > 2.5 stories	1,026.41	1,043.86	17.45	1.7%		Carmine Bruno 416-392-4442
Refacing of Building Encroaching on Street	246.65	250.84	4.19	1.7%		Carmine Bruno 416-392-4442
Tunnels Bridges, areaways, fuel oil pipe or other opening - application fee < .3 metres and < \$1 million	63.46	64.54	1.08	1.7%		Carmine Bruno 416-392-4442
Tunnels Bridges, areaways, fuel oil pipe or other opening application fee > .3 metres and < \$1 million	415.40	422.46	7.06	1.7%	Carmine Bruno 416-392-4442	


Appendix A
2006 USER FEE ANALYSIS
USER FEE CHANGE - PROPOSED RATE INCREASE IN 2006

User Fee Description	2006				Incremental Revenue	Departmental Contact Name / Phone No.
	2005 Fee	Proposed Fee	Fee Increase over 2005			
	\$	\$	\$	%		
Tunnels Bridges, areaways, fuel oil pipe or other opening application fee > .3 metres and > \$1 million	1,788.50	1,818.90	30.40	1.7%	↓	Carmine Bruno 416-392-4442
Market value for exclusive use of tunnels and bridges based on square metres - Annual fee Area 1 - per square metre	23.08	23.47	0.39	1.7%		Carmine Bruno 416-392-4442
Market value for exclusive use of tunnels and bridges based on square metres - Annual fee Area 2 - per square metre	13.86	14.10	0.24	1.7%		Carmine Bruno 416-392-4442
Market value for exclusive use of tunnels and bridges based on square metres - minimum charge	9.20	9.36	0.16	1.7%		Carmine Bruno 416-392-4442
Excavation and Construction i.e. Paving	115.38	117.34	1.96	1.7%		Carmine Bruno 416-392-4442
Encroachments (steps, walls, planters etc.) < .3 metres and < \$1million	63.46	64.54	1.08	1.7%		Carmine Bruno 416-392-4442
Landscaping/Streetscaping > .3 metres and < \$1 million	415.40	422.46	7.06	1.7%		Carmine Bruno 416-392-4442
Fences and Ornamental Walls >.3 metres and > \$1million	1,788.50	1,818.90	30.40	1.7%		Carmine Bruno 416-392-4442
Loading Zone & Entrance Protection - one time installation	68.27	69.43	1.16	1.7%		Carmine Bruno 416-392-4442
Loading Zone - annual fee	256.02	260.37	4.35	1.7%		Carmine Bruno 416-392-4442
Loading Zone - annual fee entrance protection	68.27	69.43	1.16	1.7%		Carmine Bruno 416-392-4442
Marquees - Annual Inspection Charge	25.67	26.11	0.44	1.7%		Carmine Bruno 416-392-4442
Marquees - permit fee	115.38	117.34	1.96	1.7%		Carmine Bruno 416-392-4442
Telecommunications Cable (other than networks) - application fee	415.40	422.46	7.06	1.7%		Carmine Bruno 416-392-4442
Telecommunications Cable (other than networks) - Annual fee per lineal metre - Area 1	23.54	23.94	0.40	1.7%		Carmine Bruno 416-392-4442
Telecommunications Cable (other than networks) Annual fee per lineal metre - Area 2	11.77	11.97	0.20	1.7%		Carmine Bruno 416-392-4442
Piling and Shoring - Application fee	2,884.69	2,933.73	49.04	1.7%		Carmine Bruno 416-392-4442
Piling and Shoring - Inspection fee	64.69	65.79	1.10	1.7%		Carmine Bruno 416-392-4442
Curb cuts - New Access (no encroachments) Permit fee - Commercial/industrial/residential greater than 10 units + construction cost of ramps (dependent on the number of sidewalk bays)	600.01	610.21	10.20	1.7%		Carmine Bruno 416-392-4442

Appendix A
2006 USER FEE ANALYSIS
USER FEE CHANGE - PROPOSED RATE INCREASE IN 2006

User Fee Description	2005		2006		Incremental Revenue	Departmental Contact Name / Phone No.
	Fee	Proposed Fee	Fee Increase over 2005			
	\$	\$	\$	%		
Curb cuts - New Access (no encroachments) Permit fee - Residential less than 10 units + construction cost of ramps (dependent on the number of sidewalk bays)	69.23	70.41	1.18	1.7%	↓	Carmine Bruno 416-392-4442
Property Information fee	60.00	60.00	0.00	0.0%		Carmine Bruno 416-392-4442
Disposal Bins - per day	28.85	29.34	0.49	1.7%		Carmine Bruno 416-392-4442
Hoarding, Covered Way and Scaffolding per metre	10.81	10.99	0.18	1.7%		Carmine Bruno 416-392-4442
Hoarding, Covered Way and Scaffolding per metre for blvd enclosed	3.60	3.66	0.06	1.7%		Carmine Bruno 416-392-4442
Hoisting - Mobile Crane per day	28.85	29.34	0.49	1.7%		Carmine Bruno 416-392-4442
Hoisting Swing Tower Crane, Other Plant (chutes,hoses,hoist),Storage of Materials, Still Photography	28.85	29.34	0.49	1.7%		Carmine Bruno 416-392-4442
Temporary Street Closing for Construction Purposes - per metre	10.81	10.99	0.18	1.7%		Carmine Bruno 416-392-4442
Temporary Street Closing for Construction Purposes - per metre for the blvd enclosed	3.60	3.66	0.06	1.7%		Carmine Bruno 416-392-4442
Loads over Dimensional (Special/Annual Excess) Special fee	28.44	28.92	0.48	1.7%		Carmine Bruno 416-392-4442
Loads over Dimensional (Special/Annual Excess) Annual Fee	170.69	173.59	2.90	1.7%		Carmine Bruno 416-392-4442
Site Service - Permit fee	115.38	117.34	1.96	1.7%		Carmine Bruno 416-392-4442
Banners Application fee	68.27	69.43	1.16	1.7%		Carmine Bruno 416-392-4442
Banners Charitable no sponsorship	no fee	no fee				Carmine Bruno 416-392-4442
Banners Charitable with sponsorship per pole	5.69	5.79	0.10	1.8%		Carmine Bruno 416-392-4442
Banners non-charitable per pole	11.38	11.57	0.19	1.7%		Carmine Bruno 416-392-4442
Banners - Hoisting fee	28.85	29.34	0.49	1.7%		Carmine Bruno 416-392-4442
Banners - BIA only Application fee	68.27	69.43	1.16	1.7%		Carmine Bruno 416-392-4442
Banners with BIA boundary, sponsorship shown on the banner per pole	5.69	5.79	0.10	1.8%		Carmine Bruno 416-392-4442
Banners - BIA only Banners outside BIA boundary	11.38	11.57	0.19	1.7%		Carmine Bruno 416-392-4442
Publication Vending Boxes application fees	62.59	63.65	1.06	1.7%	Carmine Bruno 416-392-4442	
Publication Vending Boxes application fees - Downtown core (there are no areas in 2006)	43.25	N/A			Carmine Bruno 416-392-4442	
Publication Vending Boxes application fees - Area 2 (there are no areas in 2006)	29.01	N/A			Carmine Bruno 416-392-4442	



Appendix A
2006 USER FEE ANALYSIS
USER FEE CHANGE - PROPOSED RATE INCREASE IN 2006

User Fee Description	2005		2006		Incremental Revenue	Departmental Contact Name / Phone No.	
	Fee	Proposed Fee	Fee Increase over 2005				
	\$	\$	\$	%	\$		
Publication Vending Boxes first 100 boxes	N/A	25.00				Carmine Bruno 416-392-4442	
Publication Vending Boxes for each additional box after 100 boxes	N/A	100.00				Carmine Bruno 416-392-4442	
Publication Kiosks - application fee	68.27	69.43	1.16	1.7%		Carmine Bruno 416-392-4442	
Publication Kiosks - annual fee per square metre	68.27	69.43	1.16	1.7%		Carmine Bruno 416-392-4442	
Sidewalk Sales - permit fee	227.59	231.46	3.87	1.7%		Carmine Bruno 416-392-4442	
Special Event Permit (Street Festival, Races)	64.15	65.24	1.09	1.7%		Carmine Bruno 416-392-4442	
Christmas Decorations permit fee	68.27	69.43	1.16	1.7%		Carmine Bruno 416-392-4442	
Permit Parking - first vehicle Annual fee - one month	10.00	10.17	0.17	1.7%		534,400.00	Carmine Bruno 416-392-4442
Permit Parking - first vehicle Annual fee - six months	60.00	61.02	1.02	1.7%		Carmine Bruno 416-392-4442	
Permit Parking - first vehicle Annual fee for - one year	120.00	122.04	2.04	1.7%		Carmine Bruno 416-392-4442	
Permit Parking - second and subsequent vehicle - one month	25.00	25.43	0.43	1.7%		Carmine Bruno 416-392-4442	
Permit Parking - second and subsequent vehicle - six months	150.00	152.55	2.55	1.7%		Carmine Bruno 416-392-4442	
Permit Parking second and subsequent vehicle - one year	300.00	305.10	5.10	1.7%		Carmine Bruno 416-392-4442	
On-street parking with access to parking - one month	35.00	35.60	0.60	1.7%		Carmine Bruno 416-392-4442	
On-street parking with access to parking - six months	210.00	213.57	3.57	1.7%		Carmine Bruno 416-392-4442	
On-street parking with access to parking - one year	420.00	427.14	7.14	1.7%		Carmine Bruno 416-392-4442	
Temporary Permit for Visitors	14.00	14.24	0.24	1.7%		Carmine Bruno 416-392-4442	
Driveway Widening application fee	260.00	264.42	4.42	1.7%		Carmine Bruno 416-392-4442	
Driveway Widening transfer fee	60.00	61.02	1.02	1.7%		Carmine Bruno 416-392-4442	
Driveway Widening annual fee	102.00	122.04	20.04	19.6%	Carmine Bruno 416-392-4442		
Disabled Front Yard Parking Application fee	60.00	61.02	1.02	1.7%	Carmine Bruno 416-392-4442		
Disabled Front Yard Parking Annual fee	102.00	122.04	20.04	19.6%	Carmine Bruno 416-392-4442		
Front Yard Parking Application fee	260.00	264.42	4.42	1.7%	Carmine Bruno 416-392-4442		
Front Yard Parking Transfer fee	60.00	61.02	1.02	1.7%	Carmine Bruno 416-392-4442		
Front Yard Parking Annual fee	102.00	122.04	20.04	19.6%	Carmine Bruno 416-392-4442		

Appendix A
2006 USER FEE ANALYSIS
USER FEE CHANGE - PROPOSED RATE INCREASE IN 2006

User Fee Description	2006				Incremental Revenue	Departmental Contact Name / Phone No.	
	2005 Fee	Proposed Fee	Fee Increase over 2005				
	\$	\$	\$	%			\$
Front Yard Parking non-refundable appeal fee	200.00	203.40	3.40	1.7%	↓	Carmine Bruno 416-392-4442	
Residential Boulevard Parking application fee	260.00	264.42	4.42	1.7%		Carmine Bruno 416-392-4442	
Residential Boulevard Parking transfer fee	60.00	61.02	1.02	1.7%		Carmine Bruno 416-392-4442	
Residential Boulevard Parking Annual fee	102.00	122.04	20.04	19.6%		Carmine Bruno 416-392-4442	
Commercial Boulevard parking application fee	284.48	289.32	4.84	1.7%		Carmine Bruno 416-392-4442	
Commercial Boulevard Parking Annual fee area 1	330.01	335.62	5.61	1.7%		Carmine Bruno 416-392-4442	
Commercial Boulevard Parking Annual fee area 2	250.35	254.61	4.26	1.7%		Carmine Bruno 416-392-4442	
WES - Technical Services							
Engineering Fees							
Engineering Fee (subdivision application) *	3% of municipal infrastructure cost	5% of municipal infrastructure cost	n/a	2.0%	565,000.00	Nhat. Nguyen 416-392-8320	
Engineering Fee (rezoning, site plan application, etc.) [New fee]	n/a	5% of municipal infrastructure cost	n/a	n/a	750,000.00	Nhat. Nguyen 416-392-8320	
City Planning							
Official Plan Amendment/Application	10,250.99	12,116.67	1,865.68	18.2%	↓	Fiona Chapman 392-7566	
Zoning By-law Amendment	4,115.64	4,864.69	749.05	18.2%		(effective April 1, 2006)	Fiona Chapman 392-7566
Holding By-law Amendment	4,100.39	4,846.66	746.27	18.2%		Fiona Chapman 392-7566	
Plan of Subdivision Approval	15,376.48	18,175.00	2,798.52	18.2%		Fiona Chapman 392-7566	
Approval of Description pursuant to the Condominium Act, 1998	10,250.99	12,116.67	1,865.68	18.2%		Fiona Chapman 392-7566	
Part Lot Control under Section 50(5) of the Planning Act	6,151.60	7,271.19	1,119.59	18.2%		Fiona Chapman 392-7566	
Site Plan Control (Approval of Plans and Drawings under Section 41 of the Planning Act	1,708.53	2,019.48	310.95	18.2%		Fiona Chapman 392-7566	
Consent under Section 50(3) of the Planning Act	2,104.03	2,152.42	48.39	2.3%	↓	Fiona Chapman 392-7566	
Additional Lots	1,352.60	1,383.71	31.11	2.3%		(effective Jan. 1, 2006)	Fiona Chapman 392-7566
Other	1,052.02	1,076.22	24.20	2.3%		Fiona Chapman 392-7566	

Appendix A
2006 USER FEE ANALYSIS
USER FEE CHANGE - PROPOSED RATE INCREASE IN 2006

User Fee Description	2006				Incremental Revenue	Departmental Contact Name / Phone No.
	2005 Fee	Proposed Fee	Fee Increase over 2005			
	\$	\$	\$	%	\$	
Minor Variance -Clear Title	450.86	461.23	10.37	2.3%		Fiona Chapman 392-7566
Addition (3 units or less)	601.15	614.98	13.83	2.3%		Fiona Chapman 392-7566
With OTC (order to comply)	1,202.30	1,229.95	27.65	2.3%		Fiona Chapman 392-7566
All Other	1,352.60	1,383.71	31.11	2.3%		Fiona Chapman 392-7566
With OTC (order to comply)	2,705.20	2,767.42	62.22	2.3%		Fiona Chapman 392-7566
Building Services						
Construction - Group A (Assembly Occupancies) - Rec, schools, libraries, place of worship, rest, theatres, arenas etc	21.00	21.97	0.97	4.6%	2,150,000.00 (effective Jan. 1, 2006) 	Bruce Ashton 416-396-5035
Construction - Group A (Assembly Occupancies) - restaurant (shell)	17.58	18.39	0.81	4.6%		Bruce Ashton 416-396-5035
Construction - Group A (Assembly Occupancies) - Open Public Swimming Pools	5.65	5.91	0.26	4.6%		Bruce Ashton 416-396-5035
Construction - Group A (Assembly Occupancies) - Transit Stations, Subways, Bus Terminals	16.25	17.00	0.75	4.6%		Bruce Ashton 416-396-5035
Construction - Group A (Assembly Occupancies) - All Other group A Buildings	21.00	21.97	0.97	4.6%		Bruce Ashton 416-396-5035
Construction - Group B (Institutional Occupancies) - Institutional, Hosp., Nursing Homes, Other Group B Buildings	22.35	23.38	1.03	4.6%		Bruce Ashton 416-396-5035
Construction - Group C (Residential Occupancy) - Single Family Dwellings, Semis, Towns, Duplexes, Live/Work Units	12.60	13.18	0.58	4.6%		Bruce Ashton 416-396-5035
Construction - Group C (Residential Occupancy) - All Other Multiple Unit Buildings, Motels Above 2 Storeys & Hotels	19.95	20.87	0.92	4.6%		Bruce Ashton 416-396-5035
Construction - Group C (Residential Occupancy) - Certification of plans	6.30	6.59	0.29	4.6%		Bruce Ashton 416-396-5035
Construction - Group C (Residential Occupancy) - Permits for certified plans	10.70	11.19	0.49	4.6%		Bruce Ashton 416-396-5035
Construction - Group C (Residential Occupancy) - All Other Residential Occupancies	12.60	13.18	0.58	4.6%		Bruce Ashton 416-396-5035
Construction - Group D (Business and Personal Service Occupancies) - Office Bldg (Shell), All Other Group D Bldg (Shell)	13.20	13.81	0.61	4.6%		Bruce Ashton 416-396-5035
Construction - Group D (Business and Personal Service Occupancies) - Office Bldg (finished), Med Clinics, Fire Halls, Group D Buildings	16.60	17.36	0.76	4.6%		Bruce Ashton 416-396-5035
Construction - Group E (Mercantile Occupancies) - Retail Stores (Shell)	10.70	11.19	0.49	4.6%		Bruce Ashton 416-396-5035

Appendix A
2006 USER FEE ANALYSIS
USER FEE CHANGE - PROPOSED RATE INCREASE IN 2006

User Fee Description	2006				Incremental Revenue	Departmental Contact Name / Phone No.
	2005 Fee	Proposed Fee	Fee Increase over 2005			
	\$	\$	\$	%		
Construction - Group E (Mercantile Occupancies) Retail Stores (finished), Dept Stores, Supermarkets, Other Group E Bldgs.	14.10	14.75	0.65	4.6%	↓	Bruce Ashton 416-396-5035
Construction - Group F (Industrial Occupancies) Industrial Bldgs, Warehouses (Shell less than 7500 sq. m.)	8.40	8.79	0.39	4.6%		Bruce Ashton 416-396-5035
Construction - Group F (Industrial Occupancies) Industrial Bldgs, (finished Less than 7500 sq. m.)	11.55	12.08	0.53	4.6%		Bruce Ashton 416-396-5035
Construction - Group F (Industrial Occupancies) Industrial Bldgs, warehouses, (shell greater than 7500 sq. m.)	6.80	7.11	0.31	4.6%		Bruce Ashton 416-396-5035
Construction - Group F (Industrial Occupancies) (Industrial Bldgs, (finished, greater than 7500 sq. m.)	10.20	10.67	0.47	4.6%		Bruce Ashton 416-396-5035
Construction - Group F (Industrial Occupancies) Gas Stations, Car Washes	10.50	10.98	0.48	4.6%		Bruce Ashton 416-396-5035
Construction - Group F (Industrial Occupancies) Parking Garages (UG Open Air)	5.50	5.75	0.25	4.6%		Bruce Ashton 416-396-5035
Construction - Group F (Industrial Occupancies) All Other Group F Buildings	11.55	12.08	0.53	4.6%		Bruce Ashton 416-396-5035
Alterations and Renovations Interior Alterations (partitions, finishing, etc), Group A, B and D	3.40	3.56	0.16	4.6%		Bruce Ashton 416-396-5035
Alterations and Renovations Interior Alterations (partitions, finishing, etc), Group C, E and F	3.15	3.29	0.14	4.6%		Bruce Ashton 416-396-5035
Demolition All Buildings and Occupancies	0.11	0.12	0.01	4.6%		Bruce Ashton 416-396-5035
Demolition Implosion, (In Addition To Service Index)	1,575.00	1,647.45	72.45	4.6%		Bruce Ashton 416-396-5035
Demolition, Environmental Review (In Addition To Service Index)	700.00	732.20	32.20	4.6%		Bruce Ashton 416-396-5035
Designated Structures (OB C 2.1.2) Communication Tower	288.75	302.03	13.28	4.6%		Bruce Ashton 416-396-5035
Designated Structures (OB C 2.1.2) Crane Runway	288.75	302.03	13.28	4.6%		Bruce Ashton 416-396-5035
Designated Structures (OB C 2.1.2) Exterior Tank and Support	288.75	302.03	13.28	4.6%		Bruce Ashton 416-396-5035
Designated Structures (OB C 2.1.2) Pedestrian Bridge	288.75	302.03	13.28	4.6%		Bruce Ashton 416-396-5035
Designated Structures (OB C 2.1.2) Retaining Wall	8.40	8.79	0.39	4.6%		Bruce Ashton 416-396-5035
Designated Structures (OB C 2.1.2) Satellite Dish, Solar Collector	288.75	302.03	13.28	4.6%		Bruce Ashton 416-396-5035
Stand Alone and Miscellaneous Work Pool Fence Enclosures	84.00	87.86	3.86	4.6%		Bruce Ashton 416-396-5035
Stand Alone and Miscellaneous Work Air Supported Structures	6.00	6.28	0.28	4.6%		Bruce Ashton 416-396-5035
Stand Alone and Miscellaneous Work Balcony Guards (replacements)	1.57	1.64	0.07	4.6%	Bruce Ashton 416-396-5035	
Stand Alone and Miscellaneous Work Balcony Repairs	14.70	15.38	0.68	4.6%	Bruce Ashton 416-396-5035	

Appendix A
2006 USER FEE ANALYSIS
USER FEE CHANGE - PROPOSED RATE INCREASE IN 2006

User Fee Description	2006				Incremental Revenue	Departmental Contact Name / Phone No.
	2005 Fee	Proposed Fee	Fee Increase over 2005			
	\$	\$	\$	%		
Stand Alone and Miscellaneous Work Basements, Finishing In Dwellings/TH	4.20	4.39	0.19	4.6%	↓	Bruce Ashton 416-396-5035
Stand Alone and Miscellaneous Work In Basements, Unfinished, Non-Residential	4.20	4.39	0.19	4.6%		Bruce Ashton 416-396-5035
Stand Alone and Miscellaneous Work Canopy Without Enclosure	4.50	4.71	0.21	4.6%		Bruce Ashton 416-396-5035
Stand Alone and Miscellaneous Work, Ceilings (Added or Replacement)	0.42	0.44	0.02	4.6%		Bruce Ashton 416-396-5035
Stand Alone and Miscellaneous Work Demising Walls (No Other Construction)	4.20	4.39	0.19	4.6%		Bruce Ashton 416-396-5035
Stand Alone and Miscellaneous Work, Electromagnetic Locks	31.50	32.95	1.45	4.6%		Bruce Ashton 416-396-5035
Maximum	315.00	329.49	14.49	4.6%		Bruce Ashton 416-396-5035
Stand Alone and Miscellaneous Work, Emergency Lighting	36.75	38.44	1.69	4.6%		Bruce Ashton 416-396-5035
Maximum	367.50	384.41	16.91	4.6%		Bruce Ashton 416-396-5035
Stand Alone and Miscellaneous Work, Farm Buildings	7.35	7.69	0.34	4.6%		Bruce Ashton 416-396-5035
Stand Alone and Miscellaneous Work, Fire Alarms	52.50	54.92	2.42	4.6%		Bruce Ashton 416-396-5035
Maximum	525.00	549.15	24.15	4.6%		Bruce Ashton 416-396-5035
Stand Alone and Miscellaneous Work, Fire Doors (Retrofit)	21.00	21.97	0.97	4.6%		Bruce Ashton 416-396-5035
Maximum	315.00	329.49	14.49	4.6%		Bruce Ashton 416-396-5035
Stand Alone and Miscellaneous Work, Fireplaces, Woodstoves	84.00	87.86	3.86	4.6%		Bruce Ashton 416-396-5035
Stand Alone and Miscellaneous Work, Mechanical Service Spaces and Penthouses	7.35	7.69	0.34	4.6%		Bruce Ashton 416-396-5035
Stand Alone and Miscellaneous Work - Slab reconstruction	4.20	4.39	0.19	4.6%		Bruce Ashton 416-396-5035
Stand Alone and Miscellaneous Work -Parking Garage repairs	1.57	1.64	0.07	4.6%		Bruce Ashton 416-396-5035
Stand Alone and Miscellaneous Work - Noncertified portable classrooms	105.00	109.83	4.83	4.6%		Bruce Ashton 416-396-5035
Stand Alone and Miscellaneous Work - certifiable portable classrooms	105.00	109.83	4.83	4.6%		Bruce Ashton 416-396-5035
Stand Alone and Miscellaneous Work-certified portable classrooms	52.50	54.92	2.42	4.6%		Bruce Ashton 416-396-5035
Stand Alone and Miscellaneous Work, Repairs or Recladding of Walls, Re-roofing (non structural)	0.52	0.54	0.02	4.6%		Bruce Ashton 416-396-5035
Stand Alone and Miscellaneous Work, Re-roofing with Structural Work, Raise Roof Structure	4.20	4.39	0.19	4.6%		Bruce Ashton 416-396-5035
Stand Alone and Miscellaneous Work, Residential Decks, Porches, Carports	84.00	87.86	3.86	4.6%		Bruce Ashton 416-396-5035
Stand Alone and Miscellaneous Work, Shoring	8.40	8.79	0.39	4.6%		Bruce Ashton 416-396-5035
Stand Alone and Miscellaneous Work, Single Family Detached Garages, Accessory Structures	84.00	87.86	3.86	4.6%		Bruce Ashton 416-396-5035



Appendix A
2006 USER FEE ANALYSIS
USER FEE CHANGE - PROPOSED RATE INCREASE IN 2006

User Fee Description	2006				Incremental Revenue	Departmental Contact Name / Phone No.
	2005 Fee	Proposed Fee	Fee Increase over 2005			
	\$	\$	\$	%	\$	
Stand Alone and Miscellaneous Work, Sprinklers	0.42	0.44	0.02	4.6%	↓	Bruce Ashton 416-396-5035
Stand Alone and Miscellaneous Work, Standpipes (Retrofit)	36.75	38.44	1.69	4.6%	↓	Bruce Ashton 416-396-5035
Maximum	367.50	384.41	16.91	4.6%		Bruce Ashton 416-396-5035
Stand Alone and Miscellaneous Work - Tent certification	84.00	87.86	3.86	4.6%		Bruce Ashton 416-396-5035
Stand Alone and Miscellaneous Work - Additional tent	26.25	27.46	1.21	4.6%		Bruce Ashton 416-396-5035
Stand Alone and Miscellaneous Work - Permits for certified tents	84.00	87.86	3.86	4.6%		Bruce Ashton 416-396-5035
Stand Alone and Miscellaneous Work - All other temporary tents (Up to 225 Sq.m. plus)	1.05	1.10	0.05	4.6%		Bruce Ashton 416-396-5035
Stand Alone and Miscellaneous Work, All Other Temporary Tents (For additional area over 225 sq. m.)	0.26	0.27	0.01	4.6%		Bruce Ashton 416-396-5035
Stand Alone and Miscellaneous Work, Trailers, Sales Pavillions and Temporary Buildings	10.50	10.98	0.48	4.6%		Bruce Ashton 416-396-5035
Stand Alone and Miscellaneous Work, Underpinning	8.40	8.79	0.39	4.6%		Bruce Ashton 416-396-5035
Stand Alone and Miscellaneous Work, Window Replacements (except for SFD)	2.10	2.20	0.10	4.6%		Bruce Ashton 416-396-5035
Stand Alone Mechanical Work (HVAC and Plumbing)	1.30	1.36	0.06	4.6%		Bruce Ashton 416-396-5035
Stand Alone Mechanical Work (HVAC and Plumbing)	131.25	137.29	6.04	4.6%		Bruce Ashton 416-396-5035
Stand Alone Mechanical Work (HVAC and Plumbing)	183.75	192.20	8.45	4.6%		Bruce Ashton 416-396-5035
Stand Alone Mechanical Work (HVAC and Plumbing)	105.00	109.83	4.83	4.6%		Bruce Ashton 416-396-5035
Stand Alone Mechanical Work (HVAC and Plumbing)	105.00	109.83	4.83	4.6%		Bruce Ashton 416-396-5035
Stand Alone Mechanical Work (HVAC and Plumbing)	0.95	0.99	0.04	4.6%		Bruce Ashton 416-396-5035
Stand Alone Mechanical Work (HVAC and Plumbing)	1.05	1.10	0.05	4.6%		Bruce Ashton 416-396-5035
Stand Alone Mechanical Work (HVAC and Plumbing)	157.50	164.75	7.25	4.6%		Bruce Ashton 416-396-5035
Stand Alone Mechanical Work (HVAC and Plumbing)	1.30	1.36	0.06	4.6%		Bruce Ashton 416-396-5035
Stand Alone Mechanical Work (HVAC and Plumbing)	0.26	0.27	0.01	4.6%		Bruce Ashton 416-396-5035
Stand Alone Mechanical Work (HVAC and Plumbing)	0.73	0.76	0.03	4.6%		Bruce Ashton 416-396-5035
Stand Alone Mechanical Work, HVAC and Plumbing, (Add On System)	131.25	137.29	6.04	4.6%		Bruce Ashton 416-396-5035
Stand Alone Mechanical Work, HVAC and Plumbing, (Boiler/Furnace replacement or A/C Unit)	262.50	274.58	12.08	4.6%		Bruce Ashton 416-396-5035
Stand Alone Mechanical Work (HVAC and Plumbing)	315.00	329.49	14.49	4.6%		Bruce Ashton 416-396-5035
Stand Alone Mechanical Work (HVAC and Plumbing)	15.75	16.47	0.72	4.6%		Bruce Ashton 416-396-5035

Appendix A
2006 USER FEE ANALYSIS
USER FEE CHANGE - PROPOSED RATE INCREASE IN 2006

User Fee Description	2005		2006		Incremental Revenue	Departmental Contact Name / Phone No.
	Fee	Proposed Fee	Fee Increase over 2005			
	\$	\$	\$	%	\$	
Stand Alone Mechanical Work (HVAC and Plumbing)	21.00	21.97	0.97	4.6%	↓	Bruce Ashton 416-396-5035
Stand Alone Mechanical Work (HVAC and Plumbing)	84.00	87.86	3.86	4.6%		Bruce Ashton 416-396-5035
Stand Alone Mechanical Work (HVAC and Plumbing)	84.00	87.86	3.86	4.6%		Bruce Ashton 416-396-5035
Stand Alone Mechanical Work (HVAC and Plumbing)	1.78	1.86	0.08	4.6%		Bruce Ashton 416-396-5035
Stand Alone Mechanical Work (HVAC and Plumbing)	1.78	1.86	0.08	4.6%		Bruce Ashton 416-396-5035
Stand Alone Mechanical Work - Other Plumbing Work	26.25	27.46	1.21	4.6%		Bruce Ashton 416-396-5035
Stand Alone Mechanical Work - Other Plumbing Work	63.00	65.90	2.90	4.6%		Bruce Ashton 416-396-5035
Stand Alone Mechanical Work - Other Plumbing Work	262.50	274.58	12.08	4.6%		Bruce Ashton 416-396-5035
Stand Alone Mechanical Work - Other Plumbing Work	525.00	549.15	24.15	4.6%		Bruce Ashton 416-396-5035
Authority to occupy before completion, Minimum	315.00	329.49	14.49	4.6%		Bruce Ashton 416-396-5035
Examinatrion and inspection beyond 5 hours	63.00	65.90	2.90	4.6%		Bruce Ashton 416-396-5035
Other Charges - additional or revised info submitted for a permit which applies to some or all of the permit which has been reviewed, the greater of \$84.00	84.00	87.86	3.86	4.6%		Bruce Ashton 416-396-5035
Minimum	63.00	65.90	2.90	4.6%		Bruce Ashton 416-396-5035
Other Charges - Construction without permit. If construction begins before the issuance of a building permit	50% of permit fees or \$100, whichever is greater					Bruce Ashton 416-396-5035
Maximum	20,000.00	20,920.00	920.00	4.6%		Bruce Ashton 416-396-5035
Other Charges - Construction without permit. Construction projects with permit application foe each stage oc construction.	50% of fee for the stage of construction begun w/o permit					Bruce Ashton 416-396-5035
Maximum	20,000.00	20,920.00	920.00	4.6%		Bruce Ashton 416-396-5035
Conditional Permit Under Section 8(3) of Building Code Act	Additional 10% of full fees					Bruce Ashton 416-396-5035
Minimum	210.00	219.66	9.66	4.6%		Bruce Ashton 416-396-5035
Maximum	2,100.00	2,196.60	96.60	4.6%		Bruce Ashton 416-396-5035
Part Permit, Additional Fee	210.00	219.66	9.66	4.6%		Bruce Ashton 416-396-5035
Permission to Defer Revocation	84.00	87.86	3.86	4.6%		Bruce Ashton 416-396-5035
Permission to Defer Revocation, Plus Each Additional Hour	63.00	65.90	2.90	4.6%		Bruce Ashton 416-396-5035
Permit for Change of Use, Minimum Fee	63.00	65.90	2.90	4.6%		Bruce Ashton 416-396-5035

Appendix A
2006 USER FEE ANALYSIS
USER FEE CHANGE - PROPOSED RATE INCREASE IN 2006

User Fee Description	2006				Incremental Revenue	Departmental Contact Name / Phone No.
	2005 Fee	Proposed Fee	Fee Increase over 2005			
	\$	\$	\$	%	\$	
Permit for Change of Use	210.00	219.66	9.66	4.6%	 CPI (effective Jan. 1, 2006)	Bruce Ashton 416-396-5035
Permit to Revise an Issued Permit, Per Hour of Examination and Inspection Time	63.00	65.90	2.90	4.6%		Bruce Ashton 416-396-5035
Special Inspection Fee, Per Hour of Time	63.00	65.90	2.90	4.6%		Bruce Ashton 416-396-5035
Transfer of Permit	84.00	87.86	3.86	4.6%		Bruce Ashton 416-396-5035
Other Applicable Fees, Fees for Classes of Permits or Services Prescribed Construction	14.70	15.38	0.68	4.6%		Bruce Ashton 416-396-5035
Other Applicable Fees, Fees for Classes of Permits or Services Prescribed Construction, Non-Prescribed Construction	63.00	65.90	2.90	4.6%		Bruce Ashton 416-396-5035
Routine Compliance Search Fee	105.00	109.83	4.83	4.6%		Bruce Ashton 416-396-5035
Sign Permit Fees - Roof	31.77	32.50	0.73	2.3%		Bruce Ashton 416-396-5035
Sign Permit Fees - All other	26.49	27.10	0.61	2.3%		Bruce Ashton 416-396-5035
Sign Permit Fees - Plan revisions	185.34	189.60	4.26	2.3%		Bruce Ashton 416-396-5035
Sign Variance	635.47	650.09	14.62	2.3%		Bruce Ashton 416-396-5035
Residential Unit Fee	-	40.00	N/A	N/A		Bruce Ashton 416-396-5035
						400,000.00 (effective Jan. 1, 2006)
Municipal Licensing & Standards						
Fee Class 01 (Adult Attendants)	328.00	336.86	8.86	2.7%	 448,200.00 (effective Jan. 1, 2006)	Frank Weinstock 416-392-0404
	215.00	220.81	5.80	2.7%		Frank Weinstock 416-392-0404
Fee Class 01 (Adult Attendants)	262.00	269.07	7.07	2.7%		Frank Weinstock 416-392-0404
Holistics	149.00	153.02	4.02	2.7%		Frank Weinstock 416-392-0404
Fee Class 02 (Adult Establishment)	19,419.00	19,943.31	524.31	2.7%		Frank Weinstock 416-392-0404
Owner/Operator	19,054.00	19,568.46	514.46	2.7%		
Body Rub owner	9,743.00	10,006.06	263.06	2.7%		
Body Rub Operator	9,561.00	9,819.15	258.15	2.7%		
Body Rub Operator	9,743.00	10,006.06	263.06	2.7%		
	9,561.00	9,819.15	258.15	2.7%		
Adult Entertainment Parlour Owner/Operator	10,240.00	10,516.48	276.48	2.7%		Frank Weinstock 416-392-0404
	9,875.00	10,141.63	266.63	2.7%		
Adult Entertainment Parlour Owner	5,153.00	5,292.13	139.13	2.7%		
	4,971.00	5,105.22	134.22	2.7%		
Adult Entertainment Parlour Operator	5,153.00	5,292.13	139.13	2.7%		
	4,971.00	5,105.22	134.22	2.7%		
Accessible Owner	420.00	431.34	11.34	2.7%		Frank Weinstock 416-392-0404
	331.00	339.94	8.94	2.7%		Frank Weinstock 416-392-0404
Fee Class 03 (Leisure Establishment)	338.00	347.13	9.13	2.7%		Frank Weinstock 416-392-0404
	182.00	186.91	4.91	2.7%	Frank Weinstock 416-392-0404	
Fee Class 04 (Regulatory)	2,637.00	2,708.20	71.20	2.7%	Frank Weinstock 416-392-0404	
	2,411.00	2,476.10	65.10	2.7%	Frank Weinstock 416-392-0404	

Appendix A
2006 USER FEE ANALYSIS
USER FEE CHANGE - PROPOSED RATE INCREASE IN 2006

User Fee Description	2006				Incremental Revenue	Departmental Contact Name / Phone No.
	2005 Fee	Proposed Fee	Fee Increase over 2005			
	\$	\$	\$	%	\$	
Fee Class 05 (Restaurant)	396.00	406.69	10.69	2.7%	↓	Frank Weinstock 416-392-0404
	225.00	231.08	6.07	2.7%		

Appendix A
2006 USER FEE ANALYSIS
USER FEE CHANGE - PROPOSED RATE INCREASE IN 2006

User Fee Description	2006				Incremental Revenue	Departmental Contact Name / Phone No.
	2005 Fee	Proposed Fee	Fee Increase over 2005			
	\$	\$	\$	%		
Fee Class 06 (Retailer – Foodstuffs)	298.00	306.05	8.05	2.7%	↓	Frank Weinstock 416-392-0404
	182.00	186.91	4.91	2.7%		Frank Weinstock 416-392-0404
Fee Class 07 (Retailer – Other)	504.00	517.61	13.61	2.7%		Frank Weinstock 416-392-0404
	235.00	241.35	6.34	2.7%		Frank Weinstock 416-392-0404
Fee Class 08 (Retailer – Services)	232.00	238.26	6.26	2.7%		Frank Weinstock 416-392-0404
Holistic Centres	115.00	118.11	3.10	2.7%		Frank Weinstock 416-392-0404
Fee Class 08 (Retailer – Services)	298.00	306.05	8.05	2.7%		Frank Weinstock 416-392-0404
	181.00	185.89	4.89	2.7%		Frank Weinstock 416-392-0404
Fee Class 09 (Tradesperson)	325.00	333.78	8.77	2.7%		Frank Weinstock 416-392-0404
	179.00	183.83	4.83	2.7%		Frank Weinstock 416-392-0404
	324.00	332.75	8.75	2.7%		Frank Weinstock 416-392-0404
Fee Class 10 (Vehicular Business – Driver)	223.00	229.02	6.02	2.7%		Frank Weinstock 416-392-0404
	534.00	548.42	14.42	2.7%		Frank Weinstock 416-392-0404
Fee Class 11 (Taxicab Driver)	267.00	274.21	7.21	2.7%		Frank Weinstock 416-392-0404
Fee Class 12 (Vehicular Bus–Owner)	929.00	954.08	25.08	2.7%		Frank Weinstock 416-392-0404
	607.00	623.39	16.39	2.7%		Frank Weinstock 416-392-0404
Fee Class 13 (Standard Taxicab Owner)	3,901.00	4,006.33	105.33	2.7%		Frank Weinstock 416-392-0404
(acquired through the sale of a taxicab)	1,011.00	1,038.30	27.30	2.7%		Frank Weinstock 416-392-0404
	820.00	842.14	22.14	2.7%		Frank Weinstock 416-392-0404
Fee Class 14 (Ambassador Taxicab Owner)	640.00	657.28	17.28	2.7%		Frank Weinstock 416-392-0404
	341.00	350.21	9.21	2.7%		Frank Weinstock 416-392-0404
Fee Class 15 (Vehicular Business - Other)	214.00	219.78	5.78	2.7%		Frank Weinstock 416-392-0404
Fee Class 16 (Driving School Instructor/Operator with Vehicle)	400.00	410.80	10.80	2.7%		Frank Weinstock 416-392-0404
	271.00	278.32	7.32	2.7%		Frank Weinstock 416-392-0404
Adult Entertainment Parlours - Owner	1,852.00	1,902.00	50.00	2.7%		Frank Weinstock 416-392-0404
Up to 6 months	1,799.00	1,847.57	48.57	2.7%		Frank Weinstock 416-392-0404
Adult Entertainment Parlours - Operator	1,852.00	1,902.00	50.00	2.7%		Frank Weinstock 416-392-0404
Up to 6 months	1,799.00	1,847.57	48.57	2.7%		Frank Weinstock 416-392-0404
Accessible Taxicab Owners	426.00	437.50	11.50	2.7%	Frank Weinstock 416-392-0404	
	178.00	182.81	4.81	2.7%	Frank Weinstock 416-392-0404	
Road Allowance - Portrait Artist	300.00	308.10	8.10	2.7%	Frank Weinstock 416-392-0404	
Road Allowance - Chalk Artist/Busker	33.93	34.85	0.92	2.7%	Frank Weinstock 416-392-0404	
Road Allowance - Cleaning Boulevard	48.86	50.18	1.32	2.7%	Frank Weinstock 416-392-0404	
Road Allowance - Propane Training	30.00	30.81	0.81	2.7%	Frank Weinstock 416-392-0404	
Road Allowance - Construction permit	120.93	124.20	3.27	2.7%	Frank Weinstock 416-392-0404	
Former City Streets - (Sidewalk/Boulevard Vending) - Ice Cream & Flowers Permit	1,079.40	1,108.54	29.14	2.7%	Frank Weinstock 416-392-0404	
6 months	539.70	554.27	14.57	2.7%		
4 months	359.80	369.51	9.71	2.7%		
3 months	269.85	277.14	7.29	2.7%		
1 month	89.95	92.38	2.43	2.7%		
Former City Streets - (Sidewalk/Boulevard Vending) - Food & non-food Permit	2,158.82	2,217.11	58.29	2.7%	Frank Weinstock 416-392-0404	
6 months	1,079.41	1,108.55	29.14	2.7%		
4 months	719.61	739.04	19.43	2.7%		
3 months	539.70	554.27	14.57	2.7%		
1 month	179.90	184.76	4.86	2.7%		

Appendix A
2006 USER FEE ANALYSIS
USER FEE CHANGE - PROPOSED RATE INCREASE IN 2006

User Fee Description	2005		2006		Incremental Revenue	Departmental Contact Name / Phone No.
	Fee	Proposed Fee	Fee Increase over 2005			
	\$	\$	\$	%	\$	
Former Metro Roads - (Sidewalk/Boulevard Vending) - Ice Cream & Flowers	1,983.57	2,037.13	53.56	2.7%	↓	Frank Weinstock 416-392-0404
Permit						
6 months	991.78	1,018.56	26.78	2.7%		
4 months	661.19	679.04	17.85	2.7%		
3 months	495.89	509.28	13.39	2.7%		
1 month	165.30	169.76	4.46	2.7%		
Former Metro Roads - (Sidewalk/Boulevard Vending) - Food & non-food	3,968.96	4,076.12	107.16	2.7%		Frank Weinstock 416-392-0404
Permit						
6 months	1,984.48	2,038.06	53.58	2.7%		
4 months	1,322.99	1,358.71	35.72	2.7%		
3 months	992.24	1,019.03	26.79	2.7%		
1 month	330.75	339.68	8.93	2.7%		
Former City Streets - (Curblane Vending) - Ice Cream & Flowers	3,854.99	3,959.07	104.08	2.7%		Frank Weinstock 416-392-0404
Permit						
6 months	1,927.49	1,979.53	52.04	2.7%		
4 months	1,285.00	1,319.70	34.69	2.7%		
3 months	963.75	989.77	26.02	2.7%		
1 month	321.25	329.92	8.67	2.7%		
Former City Streets - (Curblane Vending) - Food & non-food	5,242.81	5,384.37	141.56	2.7%		Frank Weinstock 416-392-0404
Permit						
6 months	2,621.41	2,692.19	70.78	2.7%		
4 months	1,747.60	1,794.79	47.19	2.7%		
3 months	1,310.70	1,346.09	35.39	2.7%		
1 month	436.90	448.70	11.80	2.7%		
Lost parking meter revenue (sidewalk/Boulevard/Café)	3,000.00	3,081.00	81.00	2.7%	Frank Weinstock 416-392-0404	
Former Metro Roads - (Curblane Vending) - Ice Cream & Flowers	3,439.80	3,532.67	92.87	2.7%	Frank Weinstock 416-392-0404	
Permit						
6 months	1,719.90	1,766.34	46.44	2.7%		
4 months	1,146.60	1,177.56	30.96	2.7%		
3 months	859.95	883.17	23.22	2.7%		
1 month	286.65	294.39	7.74	2.7%		
Former Metro Roads - (Curblane Vending) - Food & non-food	6,879.58	7,065.33	185.75	2.7%	Frank Weinstock 416-392-0404	
Permit						
6 months	3,439.79	3,532.66	92.87	2.7%		
4 months	2,293.19	2,355.11	61.92	2.7%		
3 months	1,719.89	1,766.33	46.44	2.7%		
1 month	573.30	588.78	15.48	2.7%		
Boulevard/Sidewalk Café-Area & Rate Code 1	71.40	73.33	1.93	2.7%	Frank Weinstock 416-392-0404	
Boulevard/Sidewalk Café-Area & Rate Code 1	35.68	36.64	0.96	2.7%	Frank Weinstock 416-392-0404	
Boulevard/Sidewalk Café-Area & Rate Code 1	17.87	18.35	0.48	2.7%	Frank Weinstock 416-392-0404	
Enclosure Application Fee	250.00	256.75	6.75	2.7%	Frank Weinstock 416-392-0404	
Boulevard/Sidewalk Marketing-Area & Rate Code 1	95.12	97.69	2.57	2.7%	Frank Weinstock 416-392-0404	
Boulevard/Sidewalk Marketing-Area & Rate Code 2	47.48	48.76	1.28	2.7%	Frank Weinstock 416-392-0404	
Boulevard/Sidewalk Marketing-Area & Rate Code 3	23.44	24.07	0.63	2.7%	Frank Weinstock 416-392-0404	

Appendix A
2006 USER FEE ANALYSIS
USER FEE CHANGE - PROPOSED RATE INCREASE IN 2006

User Fee Description	2006				Incremental Revenue	Departmental Contact Name / Phone No.
	2005 Fee	Proposed Fee	Fee Increase over 2005			
			\$	%		
	\$	\$	\$	%	\$	
Full Enclosure Application Fee	250.00	256.75	6.75	2.7%	↓	Frank Weinstock 416-392-0404
Full Enclosure Annual Fee	28.23	28.99	0.76	2.7%		Frank Weinstock 416-392-0404
Boulevard/Sidewalk Marketing - Canopy/Awning annual fee	28.23	28.99	0.76	2.7%		Frank Weinstock 416-392-0404
Application Fee for A-Frame Sign	200.00	205.40	5.40	2.7%		Frank Weinstock 416-392-0404
Renewal Fee for A-Frame Sign	200.00	205.40	5.40	2.7%		Frank Weinstock 416-392-0404
Application Fee for Mobile Sign	30.00	30.81	0.81	2.7%		Frank Weinstock 416-392-0404
Application Fee for Mobile Sign - Minimum	200.00	205.40	5.40	2.7%		Frank Weinstock 416-392-0404
Office of the Treasurer						
Interactive Voice Response telephone payment (IVR)	1.00	1.50	0.50	50.0%	250,000.00	Anthony Fabrizi 416-392-5880
Internet-based Parking Ticket Payment - (new service fee)	-	1.50	1.50	N/A	300,000.00	Anthony Fabrizi 416-392-5880
City Clerk's Office						
Birth Registration - per registration	27.50	35.00	7.50	27.3%	142,500.00	Greg Essensa 416-392-8019
Births - Travel Letters - per letter	25.00	35.00	10.00	40.0%	17,500.00	Greg Essensa 416-392-8019
Theatres						
St. Lawrence Centre for the Arts						
Rentals - Jane Mallet Theatre Resident License - per day	732.00	754.00	22.00	3.0%	↓	Dorothy Carter 416-366-1656 Ext. 264
Rentals - Jane Mallet Theatre - One-offs per day	1,360.00	1,400.00	40.00	2.9%		Dorothy Carter 416-366-1656 Ext. 264
Rental - Bluma Appel Theatre Resident - per week	7,626.00	7,980.00	354.00	4.6%		Dorothy Carter 416-366-1656 Ext. 264
Rentals - Bluma Appel Theatre Resident - One-off - per day	3,500.00	2,500.00	- 1,000.00	(28.6%)		Dorothy Carter 416-366-1656 Ext. 264
Toronto Centre for the Arts						
Main Stage Rentals - Daily theatre rental fee	6,671.10	8,229.90	1,558.80	23.4%	↓	Pim Schotanus 416-733-9388 Ext. 6075
Recital Hall Rentals - Daily theatre rental fee	4,973.50	5,624.40	650.90	13.1%		Pim Schotanus 416-733-9388 Ext. 6075
Studio Theatre Rentals - Daily theatre rental fee	650.10	719.70	69.60	10.7%		Pim Schotanus 416-733-9388 Ext. 6075
Toronto Zoo						
Zoomobile Tour	5.00	7.00	2.00	40.0%	21,000.00	Robin Hale 416-392-5913
Camel Ride	5.00	6.00	1.00	20.0%	1,500.00	Robin Hale 416-392-5913
Pony Ride Concession	4.00	5.00	1.00	25.0%	1,000.00	Robin Hale 416-392-5913
Simulator Concession	5.00	6.00	1.00	20.0%	1,750.00	Robin Hale 416-392-5913

Appendix A
2006 USER FEE ANALYSIS
USER FEE CHANGE - PROPOSED RATE INCREASE IN 2006

User Fee Description	2006				Incremental Revenue	Departmental Contact Name / Phone No.
	2005 Fee	Proposed Fee	Fee Increase over 2005			
			\$	%		
	\$	\$	\$	%	\$	
Toronto & Region Conservation Authority						
Planning Services:						
Concept Development/Property Enquiry - Application Fee	150.00	175.00	25.00	16.7%	376,000.00	Grace Conte 416-661-6600, ext. 5271
Concept Development/Property Enquiry - Application Fee with one site visit	250.00	285.00	35.00	14.0%		Grace Conte 416-661-6600, ext. 5271
Variances - Application Fee	250.00	285.00	35.00	14.0%		Grace Conte 416-661-6600, ext. 5271
Consent/Severance/Land Division - minor - Application Fee	500.00	575.00	75.00	15.0%		Grace Conte 416-661-6600, ext. 5271
Consent/Severance/Land Division - major - Application Fee	1,200.00	1,380.00	180.00	15.0%		Grace Conte 416-661-6600, ext. 5271
Consent/Severance/Land Division - major - Clearance Fee	600.00	600.00	-	0.0%		Grace Conte 416-661-6600, ext. 5271
Single Residential Site Plan - minor - Application Fee	350.00	400.00	50.00	14.3%		Grace Conte 416-661-6600, ext. 5271
Single Residential Site Plan - major - Application Fee	2,000.00	2,300.00	300.00	15.0%		Grace Conte 416-661-6600, ext. 5271
Single Residential Site Plan - major - Clearance Fee	500.00	500.00	-	0.0%		Grace Conte 416-661-6600, ext. 5271
Non-Residential Site Plan - minor - Application Fee	750.00	865.00	115.00	15.3%		Grace Conte 416-661-6600, ext. 5271
Non-Residential Site Plan - major - 25ha or less - Application Fee	7,000.00	8,050.00	1,050.00	15.0%		Grace Conte 416-661-6600, ext. 5271
Non-Residential Site Plan - major - 25ha or less - Clearance Fee	1,500.00	1,725.00	225.00	15.0%		Grace Conte 416-661-6600, ext. 5271
Non-Residential Site Plan - major - greater than 25ha - Application Fee	10,000.00	11,500.00	1,500.00	15.0%		Grace Conte 416-661-6600, ext. 5271
Non-Residential Site Plan - major - greater than 25ha - Clearance Fee	1,500.00	1,725.00	225.00	15.0%		Grace Conte 416-661-6600, ext. 5271
Official Plan Amendment (OPA) - minor - Application Fee	750.00	865.00	115.00	15.3%		Grace Conte 416-661-6600, ext. 5271
Official Plan Amendment (OPA) - major - Application Fee	3,000.00	3,450.00	450.00	15.0%		Grace Conte 416-661-6600, ext. 5271
Official Plan Amendment (OPA) - major - Clearance Fee	1,500.00	1,500.00	-	0.0%	Grace Conte 416-661-6600, ext. 5271	

Appendix A
2006 USER FEE ANALYSIS
USER FEE CHANGE - PROPOSED RATE INCREASE IN 2006

User Fee Description	2006				Incremental Revenue	Departmental Contact Name / Phone No.
	2005 Fee	Proposed Fee	Fee Increase over 2005			
			\$	%		
\$	\$	\$	%	\$		
Zoning By-Law Amendment/Rezoning (ZBA/RZ) (see Note 1) - minor - Application Fee	700.00	865.00	165.00	23.6%	↓	Grace Conte 416-661-6600, ext. 5271
Zoning By-Law Amendment/Rezoning (ZBA/RZ) (see Note 1) - major - Application Fee	3,000.00	3,450.00	450.00	15.0%		Grace Conte 416-661-6600, ext. 5271
Zoning By-Law Amendment/Rezoning (ZBA/RZ) - major - Clearance Fee	1,500.00	1,725.00	225.00	15.0%		Grace Conte 416-661-6600, ext. 5271
Subdivision or Multi-Unit Application - minor - 5ha or less - Application Fee	7,500.00	8,650.00	1,150.00	15.3%		Grace Conte 416-661-6600, ext. 5271
Subdivision or Multi-Unit Application - minor - Clearance Fee	2,500.00	2,875.00	375.00	15.0%		Grace Conte 416-661-6600, ext. 5271
Subdivision or Multi-Unit Application - major - 25ha or less - Application Fee	15,000.00	17,250.00	2,250.00	15.0%		Grace Conte 416-661-6600, ext. 5271
Subdivision or Multi-Unit Application - major - 25ha or less - Clearance Fee	5,500.00	6,325.00	825.00	15.0%		Grace Conte 416-661-6600, ext. 5271
Subdivision or Multi-Unit Application - major - greater than 25ha - Application Fee	20,000.00	23,000.00	3,000.00	15.0%		Grace Conte 416-661-6600, ext. 5271
Subdivision or Multi-Unit Application - major - greater than 25ha - Clearance Fee	5,500.00	6,325.00	825.00	15.0%		Grace Conte 416-661-6600, ext. 5271
Golf courses or Aggregate pits, Block and Tertiary Plans, MESP Review - 25ha or less - Application Fee	5,000.00	5,750.00	750.00	15.0%		Grace Conte 416-661-6600, ext. 5271
Golf courses or Aggregate pits, Block and Tertiary Plans, MESP Review - greater than 25ha - Application Fee	10,000.00	11,500.00	1,500.00	15.0%		Grace Conte 416-661-6600, ext. 5271
Additional Site Visit Charges - up to 1/2 day	200.00	500.00	300.00	150.0%		Grace Conte 416-661-6600, ext. 5271
Additional Site Visit Charges - up to 1 day	200.00	1,000.00	800.00	400.0%		Grace Conte 416-661-6600, ext. 5271
Additional Clearance Fee for Subdivision Phases	1,000.00	1,150.00	150.00	15.0%		Grace Conte 416-661-6600, ext. 5271
Applicant Driven Formal Modification	500.00	500.00	-	0.0%		Grace Conte 416-661-6600, ext. 5271
Resubmission due to incomplete submissions	2,500.00	2,500.00	-	0.0%		Grace Conte 416-661-6600, ext. 5271
Regulation Services:						
Ontario Regulation 158 Permit Applications:						
Works on Personal Residential Property - minor	250.00	285.00	35.00	14.0%		Grace Conte 416-661-6600, ext. 5271

Appendix A
2006 USER FEE ANALYSIS
USER FEE CHANGE - PROPOSED RATE INCREASE IN 2006

User Fee Description	2006				Incremental Revenue	Departmental Contact Name / Phone No.	
	2005 Fee	Proposed Fee	Fee Increase over 2005				
			\$	%			
\$	\$	\$	%	\$			
Works on Personal Residential Property - major	500.00	575.00	75.00	15.0%	↓	Grace Conte 416-661-6600, ext. 5271	
Municipal Projects: Regional/Local; No EA required	750.00	865.00	115.00	15.3%		Grace Conte 416-661-6600, ext. 5271	
Municipal Projects: Emergency Works	1,500.00	2,800.00	1,300.00	86.7%		Grace Conte 416-661-6600, ext. 5271	
Utilities: Single Residential	2,000.00	1,000.00	- 1,000.00	(50.0%)		Grace Conte 416-661-6600, ext. 5271	
Utilities: Development Project Based	2,000.00	2,300.00	300.00	15.0%		Grace Conte 416-661-6600, ext. 5271	
Projects on Subdivision Lands, Commercial, Industrial and Institutional Properties, Resource-based Recreation and Other Projects - Standard	2,800.00	3,220.00	420.00	15.0%		Grace Conte 416-661-6600, ext. 5271	
Projects on Subdivision Lands, Commercial, Industrial and Institutional Properties, Resource-based Recreation and Other Projects - Major	2,800.00	5,000.00	2,200.00	78.6%		Grace Conte 416-661-6600, ext. 5271	
Industrial and Institutional Properties, Resource-based Recreation and Other Projects - Minor Improvements	1,500.00	1,725.00	225.00	15.0%		Grace Conte 416-661-6600, ext. 5271	
Permit Revisions: Residential minor/major	25% of current fee	25% of current fee		0.0%		Grace Conte 416-661-6600, ext. 5271	
Permit Revisions: Other	25% of current fee	50% of current fee		25.0%		Grace Conte 416-661-6600, ext. 5271	
Permit Renewals	25% of current fee (minimum \$100)	50% of current fee		25.0%		Grace Conte 416-661-6600, ext. 5271	
No permit required/regulatory and fisheries review & advice only	N/A	500.00	500.00	N/A		Grace Conte 416-661-6600, ext. 5271	
Ontario Regulation 158 Property Information:							
Solicitor/Realtor/Property Inquiry	150.00	200.00	50.00	33.3%		Grace Conte 416-661-6600, ext. 5271	
Municipal Building Permit Services - Property Clearances (not regulated)	200.00	230.00	30.00	15.0%		Grace Conte 416-661-6600, ext. 5271	
Environmental Assessment Review:							
Municipal Environmental Assessment Projects (Regional/Local):							
Permit Application Review - per regulated area	N/A	2,000.00	2,000.00	N/A	Grace Conte 416-661-6600, ext. 5271		

Appendix A
2006 USER FEE ANALYSIS
USER FEE CHANGE - PROPOSED RATE INCREASE IN 2006

User Fee Description	2006				Incremental Revenue	Departmental Contact Name / Phone No.
	2005 Fee	Proposed Fee	Fee Increase over 2005			
	\$	\$	\$	%		
Other Agency Environmental Assessment Projects Review:					↓	
EA Review - EA Schedule:						
A (minor review)	N/A	500.00	500.00	N/A		Grace Conte 416-661-6600, ext. 5271
B (medium review)	N/A	1,000.00	1,000.00	N/A		Grace Conte 416-661-6600, ext. 5271
C (major review)	N/A	2,500.00	2,500.00	N/A		Grace Conte 416-661-6600, ext. 5271
Individual EA	N/A	min \$5,000.00 (TBD through negotiation)				Grace Conte 416-661-6600, ext. 5271
Detailed Design Review - per project area	N/A	1,500.00	1,500.00	N/A		Grace Conte 416-661-6600, ext. 5271
EA Property Inquiry	N/A	175.00	175.00	N/A		Grace Conte 416-661-6600, ext. 5271
No permit required/regulatory & fisheries review and advice only	N/A	500.00	500.00	N/A		Grace Conte 416-661-6600, ext. 5271
Private Environmental Assessment Projects Review:						
EA Review - EA Schedule:						
A (minor review)	N/A	500.00	500.00	N/A		Grace Conte 416-661-6600, ext. 5271
B (medium review)	N/A	1,000.00	1,000.00	N/A		Grace Conte 416-661-6600, ext. 5271
C (major review)	N/A	2,500.00	2,500.00	N/A		Grace Conte 416-661-6600, ext. 5271
Individual EA	N/A	5,000.00	5,000.00	N/A		Grace Conte 416-661-6600, ext. 5271
Permit Application Review - per regulated area	N/A	3,220.00	3,220.00	N/A		Grace Conte 416-661-6600, ext. 5271
Permit Application Review - per regulated area for major road crossings/natural channel modifications	N/A	5,000.00	5,000.00	N/A		Grace Conte 416-661-6600, ext. 5271
Additional Site Visits - up to 1/2 day	N/A	500.00	500.00	N/A		Grace Conte 416-661-6600, ext. 5271
Additional Site Visits - up to 1 day	N/A	1,000.00	1,000.00	N/A		Grace Conte 416-661-6600, ext. 5271
TOTAL					10,277,325	

Appendix A
2006 USER FEE ANALYSIS
USER FEE CHANGE - PROPOSED RATE INCREASE IN 2006

User Fee Description	2006				Incremental Revenue	Departmental Contact Name / Phone No.
	2005 Fee	Proposed Fee	Fee Increase over 2005			
	\$	\$	\$	%		

* 2005 Fee does not include the \$299,519.00 that was included by Finance