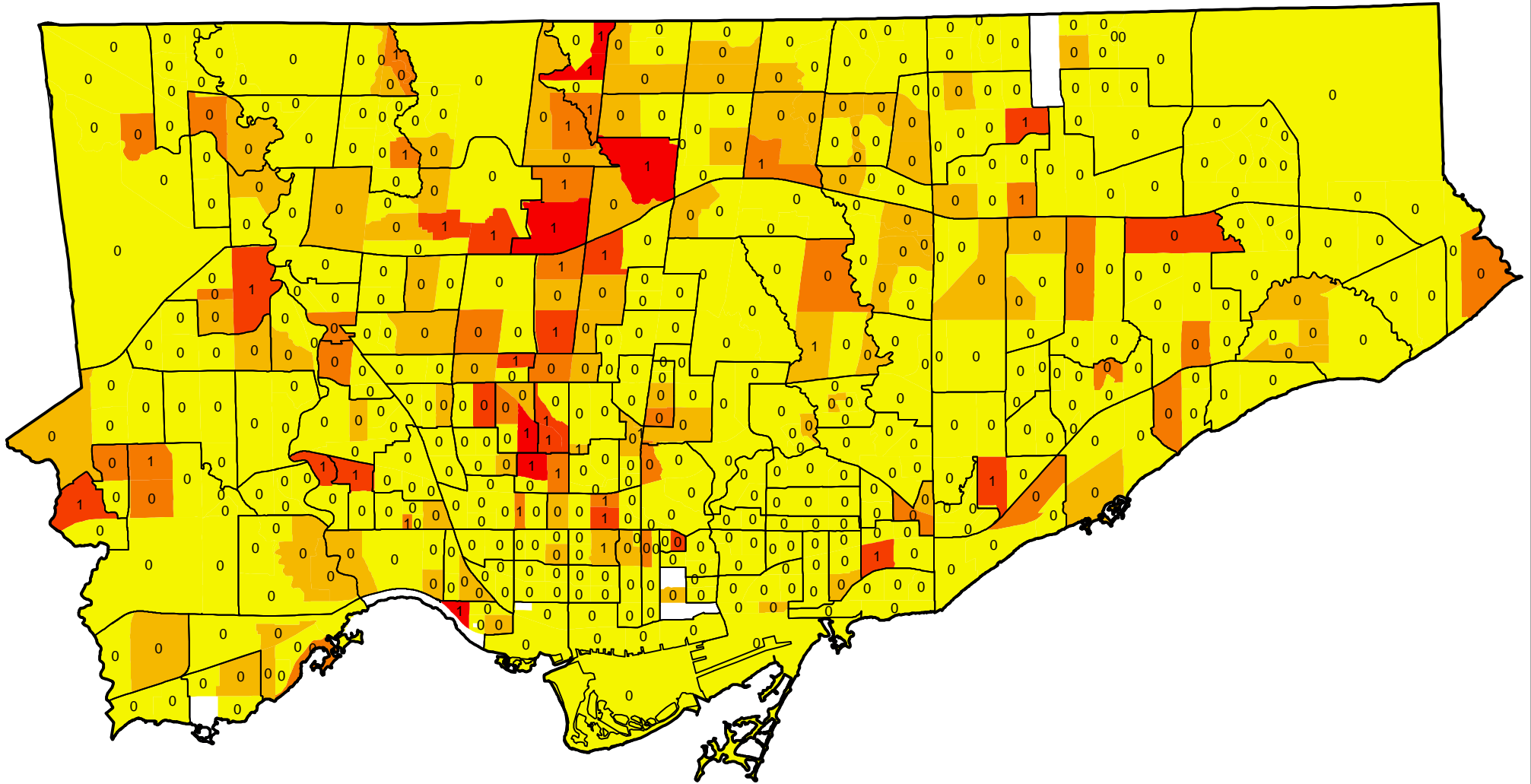
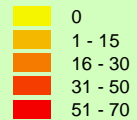


# Hungarian Home Languages by Census Tracts, 2001



## Legend


### Hungarian (single responses)



Neighbourhoods

X This language as a % of all home languages (single responses, by census tract)

Notes: Data is presented by Census Tract and overlaid with Neighbourhood boundaries for reference. Distribution is by Natural Breaks.



**Toronto** Community & Neighbourhood Services  
Social Development & Administration

Source:  
Data - Canada Census 2001  
Mapping - Social Policy Analysis & Research 2004

Copyright City of Toronto 2004. All Rights Reserved.  
Created by: Social Policy Analysis & Research  
Date of Publication: January, 2004  
Contact: spar@toronto.ca