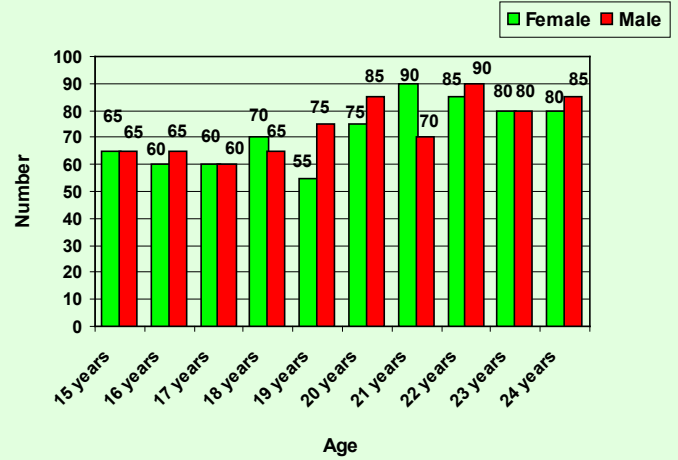
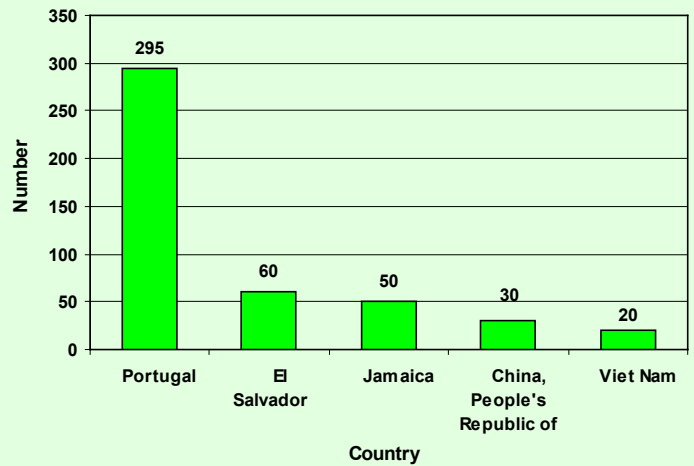




Youth by Age  
Caledonia-Fairbanks, 2006



Immigrant Youth - Top Countries of Birth  
Caledonia-Fairbanks, 2006



### POPULATION BY AGE AND GENDER

Category	15-19		20-24	
	Number	Percent	Number	Percent
Total Youth Population	650	100.0	825	100.0
Males	340	52.3	405	49.1
Females	310	47.7	420	50.9

### NEIGHBOURHOOD AREA AT A GLANCE

	Priority Area		Toronto	
	15-19	20-24	15-19	20-24
Number of Youth	650	825	146,205	172,450
Percent Immigrant Youth	29.8	58.9	37.3	41.5
Percent Visible Minority Youth	38.2	38.4	56.1	54.1
Percent Youth Without a High School Diploma	64.1	22.6	62.6	10.3
Percent of Youth with Post-Secondary Degrees	2.3	26.4	3.2	39.2
Percent of Youth in the Labour Force	49.2	81.0	37.1	72.3
Percent of Youth Unemployed	6.2	6.3	21.3	14.5
Percent of Youth Living Alone	0.0	1.9	0.7	6.4
Percent Low Income Youth	19.8	19.9	30.0	32.1

### LIVING ARRANGEMENTS

Category	15-19		20-24	
	Number	Percent	Number	Percent
Persons by Living Arrangement	655	100.0	795	100.0
Non-family persons	30	4.6	75	9.4
With relatives	30	4.6	30	3.8
With non-relatives only	10	1.5	40	5.0
Alone	0	0.0	15	1.9
In Families	630	96.2	710	89.3

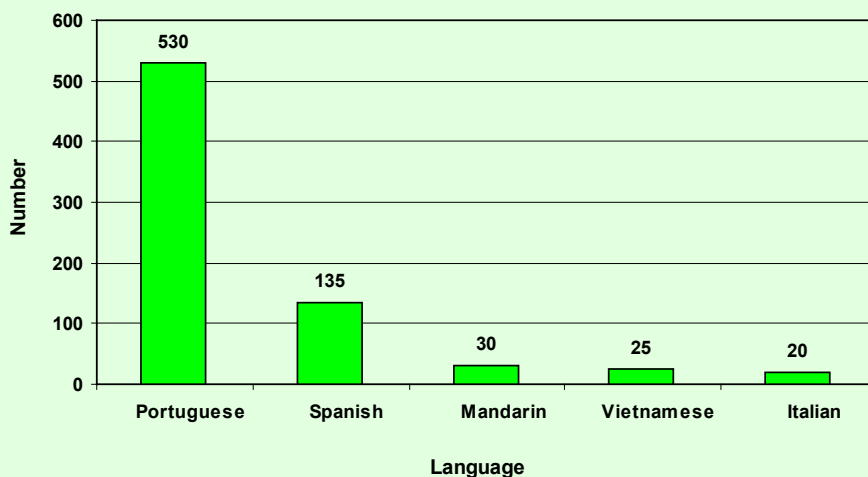
### CITIZENSHIP AND IMMIGRATION STATUS

Category	15-19		20-24	
	Number	Percent	Number	Percent
Total population by citizenship	655	100.0	790	100.0
Canadian Citizenship	540	82.4	615	77.8
Citizenship other than Canadian	110	16.8	175	22.2
Born in province of residence	435	66.4	320	40.5
Born outside province of residence	0	0.0	10	1.3
Non-immigrant population	435	66.4	320	40.5
Immigrants population	195	29.8	465	58.9
Non-permanent residents	10	1.5	10	1.3

VISIBLE MINORITY STATUS				
Category	15-19		20-24	
	Number	Percent	Number	Percent
Total population by visible minority groups	655	100.0	795	100.0
Total visible minority population	250	38.2	305	38.4
Chinese	10	1.5	30	3.8
South Asian	20	3.1	25	3.1
Black	80	12.2	110	13.8
Filipino	15	2.3	0	0.0
Latin American	90	13.7	95	11.9
Southeast Asian	20	3.1	20	2.5
Arab	0	0.0	0	0.0
West Asian	10	1.5	0	0.0
Korean	0	0.0	0	0.0
Japanese	0	0.0	0	0.0
Visible minority, n.i.e.	0	0.0	0	0.0
Multiple visible minorities	0	0.0	20	2.5
All others	400	61.1	480	60.4

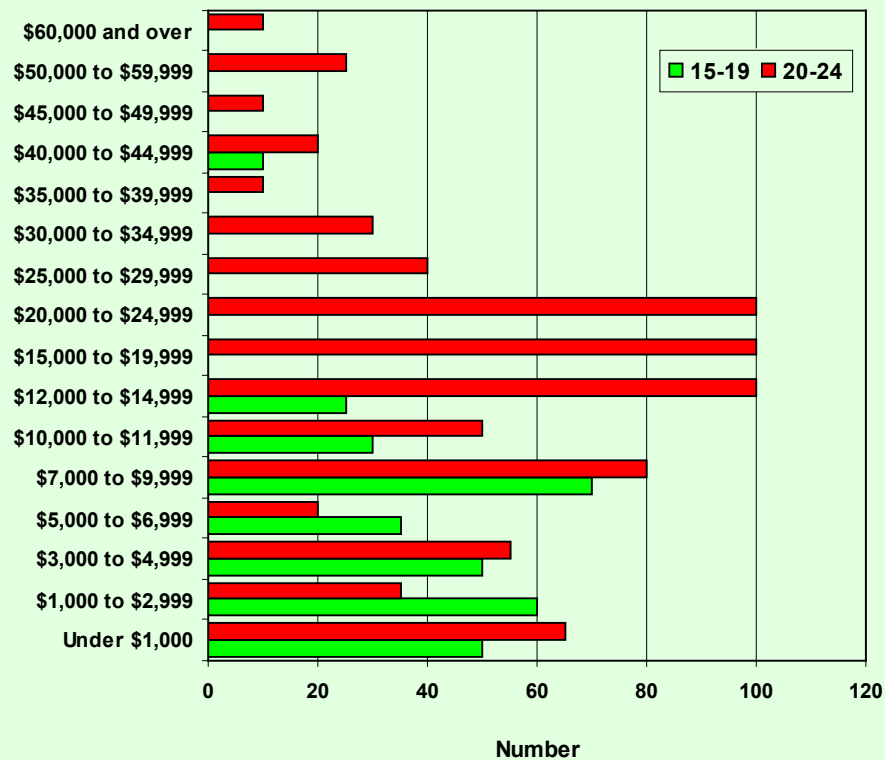
LANGUAGES				
Category	15-19		20-24	
	Number	Percent	Number	Percent
Total population by mother tongue	650	100.0	790	100.0
Single responses	635	97.7	785	99.4
English	305	46.9	290	36.7
French	10	1.5	0	0.0
Non-official languages	325	50.0	500	63.3
Multiple responses	10	1.5	0	0.0

Top Non-Official Mother Tongues  
Caledonia-Fairbanks, 2006



INCOME		
Category	15-19	20-24
Average income \$	\$6,776	\$14,527
Median income \$	\$5,651	\$11,938
Prevalence of Before-Tax Low Income %	19.8	19.9
Prevalence of After-Tax Low Income %	19.4	17.0

Youth by Personal Income  
Caledonia-Fairbanks, 2006



EMPLOYMENT		
Category	15-19	20-24
Population - 15 years and over by labour force activity	660	790
In the labour force - 15 years and over	325	640
Employed - 15 years and over	300	600
Unemployed - 15 years and over	20	40
Not in the labour force - 15 years and over	335	160
Participation rate - 15 years and over	49.2	81.0
Employment rate - 15 years and over	45.5	75.9
Unemployment rate - 15 years and over	6.2	6.3

EDUCATION				
Category	15-19		20-24	
	Number	Percent	Number	Percent
Total population 15 to 24 years by highest certificate, diploma or degree	650	100.0	795	100.0
No certificate, diploma or degree	420	64.6	180	22.6
Certificate, diploma or degree	235	36.2	610	76.7
High school certificate or equivalent	165	25.4	315	39.6
Apprenticeship or trades certificate or diploma	45	6.9	75	9.4
College, CEGEP or other non-university certificate or diploma	15	2.3	170	21.4
University certificate, diploma or degree	0	0.0	40	5.0
University certificate or diploma below bachelor level	0	0.0	0	0.0
University certificate or degree	0	0.0	40	5.0
Bachelor's degree	0	0.0	30	3.8
University certificate or diploma above bachelor level	0	0.0	20	2.5
Degree in medicine, dentistry, veterinary medicine or optometry	0	0.0	0	0.0
Master's degree	0	0.0	10	1.3
Earned doctorate	0	0.0	0	0.0

Youth by Occupation  
Caledonia-Fairbanks, 2006

