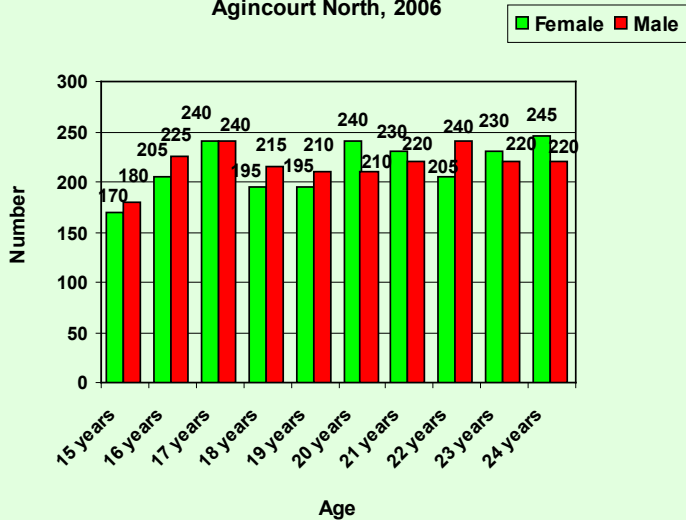
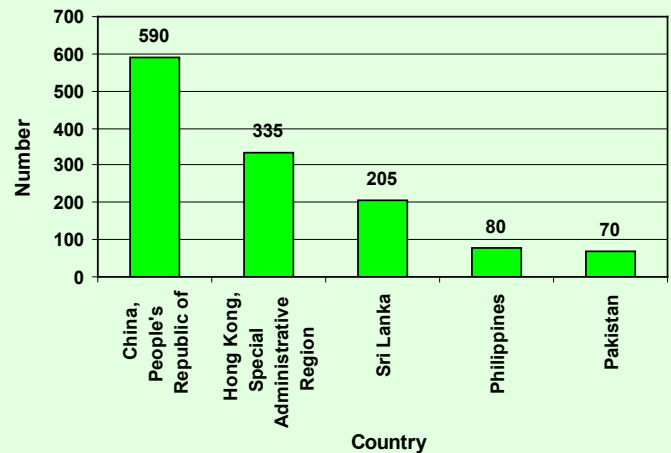


Youth by Age
Agincourt North, 2006



Immigrant Youth - Top Countries of Birth
Agincourt North, 2006



POPULATION BY AGE AND GENDER

Category	15-19		20-24	
	Number	Percent	Number	Percent
Total Youth Population	2,050	100.0	2,275	100.0
Males	1,065	52.0	1,130	49.7
Females	985	48.0	1,145	50.3

NEIGHBOURHOOD AREA AT A GLANCE

	Priority Area		Toronto	
	15-19	20-24	15-19	20-24
Number of Youth	2,050	2,275	146,205	172,450
Percent Immigrant Youth	55.3	55.2	37.3	41.5
Percent Visible Minority Youth	91.5	91.1	56.1	54.1
Percent Youth Without a High School Diploma	61.1	7.0	62.6	10.3
Percent of Youth with Post-Secondary Degrees	2.8	40.6	3.2	39.2
Percent of Youth in the Labour Force	33.5	72.9	37.1	72.3
Percent of Youth Unemployed	16.0	12.2	21.3	14.5
Percent of Youth Living Alone	0.0	0.0	0.7	6.4
Percent Low Income Youth	27.4	40.1	30.0	32.1

LIVING ARRANGEMENTS

Category	15-19		20-24	
	Number	Percent	Number	Percent
Persons by Living Arrangement	1,410	100.0	1,565	100.0
Non-family persons	55	3.9	220	14.1
With relatives	35	2.5	75	4.8
With non-relatives only	30	2.1	130	8.3
Alone	0	0.0	0	0.0
In Families	1,345	95.4	1,360	86.9

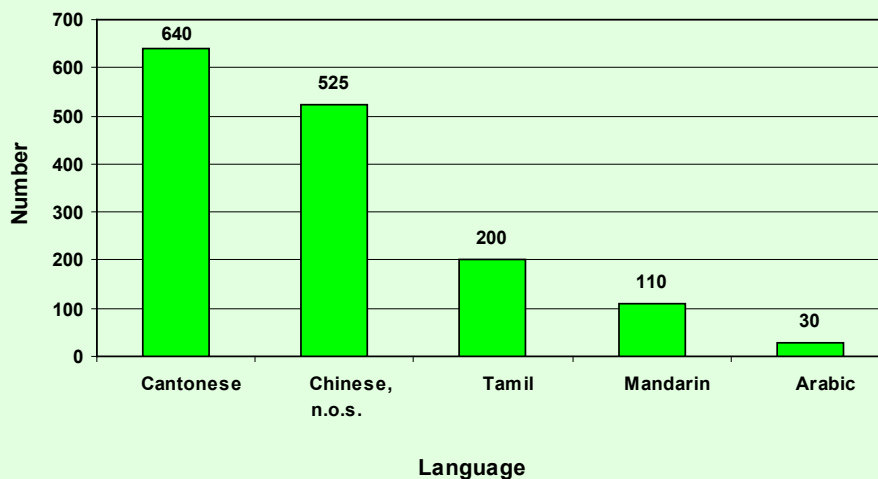
CITIZENSHIP AND IMMIGRATION STATUS

Category	15-19		20-24	
	Number	Percent	Number	Percent
Total population by citizenship	1,410	100.0	1,575	100.0
Canadian Citizenship	1,075	76.2	1,175	74.6
Citizenship other than Canadian	335	23.8	405	25.7
Born in province of residence	590	41.8	525	33.3
Born outside province of residence	0	0.0	45	2.9
Non-immigrant population	590	41.8	525	33.3
Immigrants population	780	55.3	870	55.2
Non-permanent residents	20	1.4	140	8.9

VISIBLE MINORITY STATUS				
Category	15-19		20-24	
	Number	Percent	Number	Percent
Total population by visible minority groups	1,405	100.0	1,570	100.0
Total visible minority population	1,295	92.2	1,435	91.4
Chinese	795	56.6	820	52.2
South Asian	260	18.5	290	18.5
Black	85	6.0	120	7.6
Filipino	85	6.0	80	5.1
Latin American	20	1.4	30	1.9
Southeast Asian	0	0.0	0	0.0
Arab	40	2.8	20	1.3
West Asian	0	0.0	0	0.0
Korean	15	1.1	15	1.0
Japanese	0	0.0	0	0.0
Visible minority, n.i.e.	0	0.0	0	0.0
Multiple visible minorities	10	0.7	10	0.6
All others	80	5.7	150	9.6

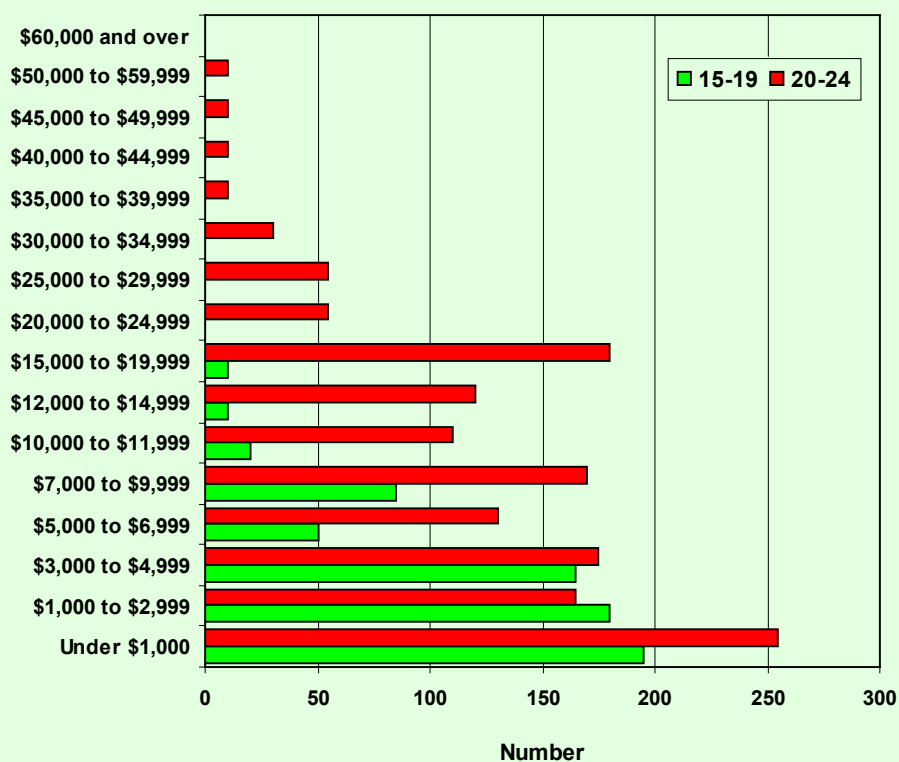
LANGUAGES				
Category	15-19		20-24	
	Number	Percent	Number	Percent
Total population by mother tongue	1,410	100.0	1,570	100.0
Single responses	1,320	93.6	1,550	98.7
English	445	31.6	555	35.4
French	0	0.0	0	0.0
Non-official languages	875	62.1	995	63.4
Multiple responses	40	2.8	15	1.0

Top Non-Official Mother Tongues
Agincourt North, 2006



INCOME		
Category	15-19	20-24
Average income \$	\$3,719	\$11,062
Median income \$	\$2,757	\$8,864
Prevalence of Before-Tax Low Income %	27.4	40.1
Prevalence of After-Tax Low Income %	16.3	33.5

Youth by Personal Income
Agincourt North, 2006



EMPLOYMENT		
Category	15-19	20-24
Population - 15 years and over by labour force activity	1,405	1,570
In the labour force - 15 years and over	470	1,145
Employed - 15 years and over	390	995
Unemployed - 15 years and over	75	140
Not in the labour force - 15 years and over	940	425
Participation rate - 15 years and over	33.5	72.9
Employment rate - 15 years and over	27.8	63.4
Unemployment rate - 15 years and over	16.0	12.2

EDUCATION				
Category	15-19		20-24	
	Number	Percent	Number	Percent
Total population 15 to 24 years by highest certificate, diploma or degree	1,415	100.0	1,565	100.0
No certificate, diploma or degree	865	61.1	110	7.0
Certificate, diploma or degree	550	38.9	1,455	93.0
High school certificate or equivalent	475	33.6	765	48.9
Apprenticeship or trades certificate or diploma	50	3.5	45	2.9
College, CEGEP or other non-university certificate or diploma	40	2.8	275	17.6
University certificate, diploma or degree	0	0.0	365	23.3
University certificate or diploma below bachelor level	0	0.0	95	6.1
University certificate or degree	0	0.0	260	16.6
Bachelor's degree	0	0.0	225	14.4
University certificate or diploma above bachelor level	0	0.0	20	1.3
Degree in medicine, dentistry, veterinary medicine or optometry	0	0.0	0	0.0
Master's degree	0	0.0	10	0.6
Earned doctorate	0	0.0	0	0.0

Youth by Occupation
Agincourt North, 2006

