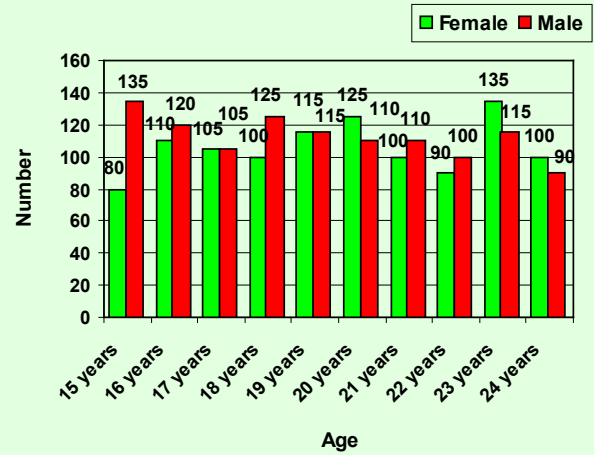
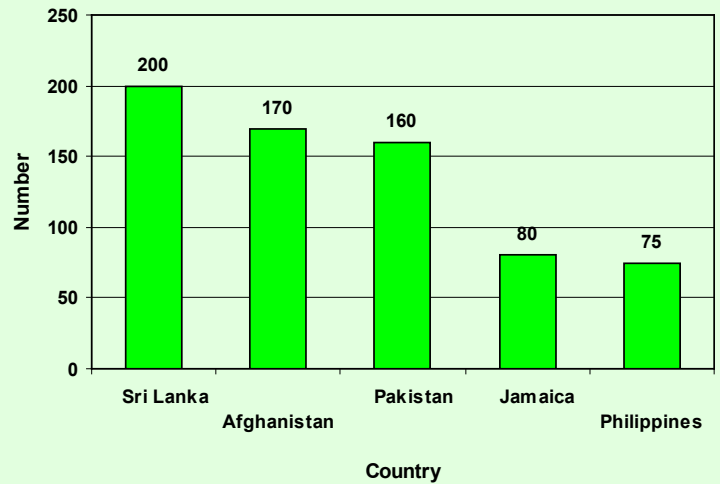


Youth by Age
Scarborough Village, 2006



Immigrant Youth - Top Countries of Birth
Scarborough Village, 2006



POPULATION BY AGE AND GENDER

Category	15-19		20-24	
	Number	Percent	Number	Percent
Total Youth Population	1,135	100.0	1,060	100.0
Males	600	52.9	510	48.1
Females	535	47.1	550	51.9

NEIGHBOURHOOD AREA AT A GLANCE

	Priority Area		Toronto	
	15-19	20-24	15-19	20-24
Number of Youth	1,135	1,060	146,205	172,450
Percent Immigrant Youth	48.7	52.1	37.3	41.5
Percent Visible Minority Youth	69.0	67.3	56.1	54.1
Percent Youth Without a High School Diploma	63.3	16.8	62.6	10.3
Percent of Youth with Post-Secondary Degrees	1.7	29.1	3.2	39.2
Percent of Youth in the Labour Force	37.8	77.7	37.1	72.3
Percent of Youth Unemployed	37.9	17.0	21.3	14.5
Percent of Youth Living Alone	0.9	7.3	0.7	6.4
Percent Low Income Youth	38.5	28.8	30.0	32.1

LIVING ARRANGEMENTS

Category	15-19		20-24	
	Number	Percent	Number	Percent
Persons by Living Arrangement	1,150	100.0	1,090	100.0
Non-family persons	65	5.7	230	21.1
With relatives	15	1.3	50	4.6
With non-relatives only	40	3.5	90	8.3
Alone	10	0.9	80	7.3
In Families	1,080	93.9	875	80.3

CITIZENSHIP AND IMMIGRATION STATUS

Category	15-19		20-24	
	Number	Percent	Number	Percent
Total population by citizenship	1,140	100.0	1,095	100.0
Canadian Citizenship	920	80.7	820	74.9
Citizenship other than Canadian	240	21.1	280	25.6
Born in province of residence	545	47.8	435	39.7
Born outside province of residence	20	1.8	40	3.7
Non-immigrant population	545	47.8	435	39.7
Immigrants population	555	48.7	570	52.1
Non-permanent residents	20	1.8	45	4.1

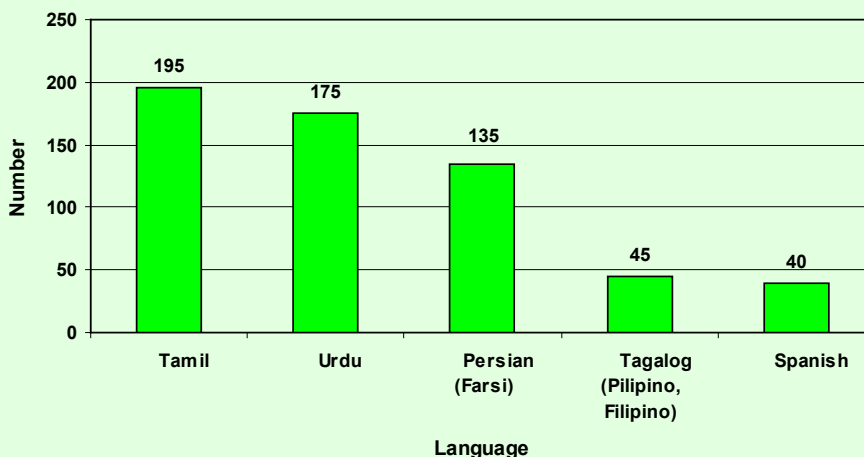
VISIBLE MINORITY STATUS

Category	15-19		20-24	
	Number	Percent	Number	Percent
Total population by visible minority groups	1,140	100.0	1,095	100.0
Total visible minority population	790	69.3	740	67.6
Chinese	10	0.9	10	0.9
South Asian	340	29.8	245	22.4
Black	215	18.9	240	21.9
Filipino	10	0.9	45	4.1
Latin American	20	1.8	20	1.8
Southeast Asian	30	2.6	30	2.7
Arab	0	0.0	0	0.0
West Asian	45	3.9	40	3.7
Korean	0	0.0	0	0.0
Japanese	0	0.0	0	0.0
Visible minority, n.i.e.	45	3.9	30	2.7
Multiple visible minorities	35	3.1	20	1.8
All others	345	30.3	350	32.0

LANGUAGES

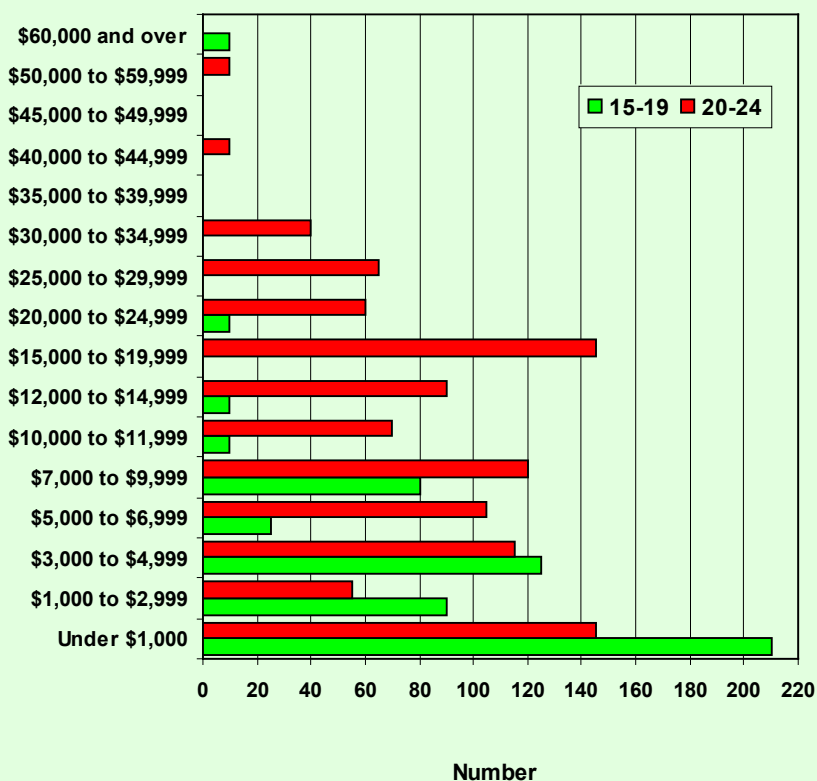
Category	15-19		20-24	
	Number	Percent	Number	Percent
Total population by mother tongue	1,145	100.0	1,095	100.0
Single responses	1,095	95.6	1,090	99.5
English	630	55.0	585	53.4
French	20	1.7	15	1.4
Non-official languages	430	37.6	485	44.3
Multiple responses	30	2.6	10	0.9

Top Non-Official Mother Tongues
Scarborough Village, 2006



INCOME		
Category	15-19	20-24
Average income \$	\$4,505	\$12,642
Median income \$	\$3,099	\$9,370
Prevalence of Before-Tax Low Income %	38.5	28.8
Prevalence of After-Tax Low Income %	28.9	23.5

Youth by Personal Income
Scarborough Village, 2006



EMPLOYMENT		
Category	15-19	20-24
Population - 15 years and over by labour force activity	1,150	1,100
In the labour force - 15 years and over	435	855
Employed - 15 years and over	265	710
Unemployed - 15 years and over	165	145
Not in the labour force - 15 years and over	710	245
Participation rate - 15 years and over	37.8	77.7
Employment rate - 15 years and over	23.0	64.5
Unemployment rate - 15 years and over	37.9	17.0

EDUCATION				
Category	15-19		20-24	
	Number	Percent	Number	Percent
Total population 15 to 24 years by highest certificate, diploma or degree	1,150	100.0	1,100	100.0
No certificate, diploma or degree	725	63.0	185	16.8
Certificate, diploma or degree	420	36.5	915	83.2
High school certificate or equivalent	375	32.6	530	48.2
Apprenticeship or trades certificate or diploma	10	0.9	55	5.0
College, CEGEP or other non-university certificate or diploma	20	1.7	195	17.7
University certificate, diploma or degree	0	0.0	125	11.4
University certificate or diploma below bachelor level	0	0.0	35	3.2
University certificate or degree	0	0.0	80	7.3
Bachelor's degree	0	0.0	65	5.9
University certificate or diploma above bachelor level	0	0.0	10	0.9
Degree in medicine, dentistry, veterinary medicine or optometry	0	0.0	10	0.9
Master's degree	0	0.0	0	0.0
Earned doctorate	0	0.0	0	0.0

Youth by Occupation
Scarborough Village, 2006

