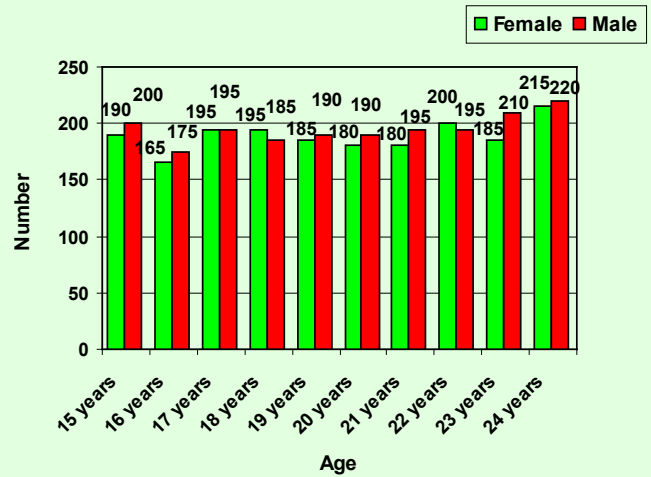
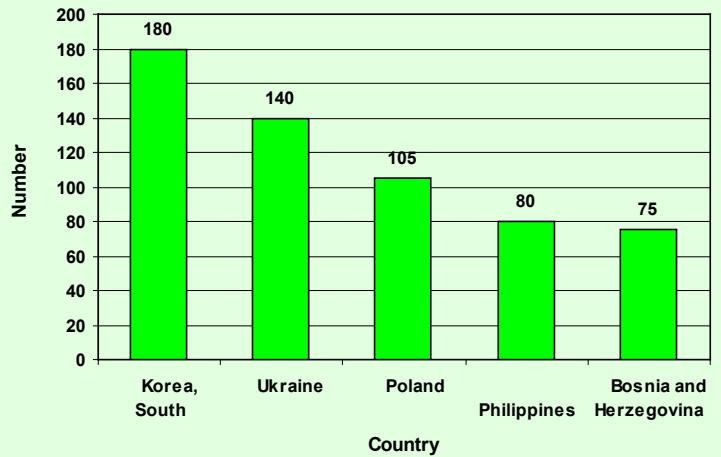


Youth by Age  
Islington-City Centre West, 2006



Immigrant Youth - Top Countries of Birth  
Islington-City Centre West, 2006



### POPULATION BY AGE AND GENDER

Category	15-19		20-24	
	Number	Percent	Number	Percent
Total Youth Population	1,885	100.0	1,995	100.0
Males	960	50.9	1,025	51.4
Females	925	49.1	970	48.6

### NEIGHBOURHOOD AREA AT A GLANCE

	Priority Area		Toronto	
	15-19	20-24	15-19	20-24
Number of Youth	1,885	1,995	146,205	172,450
Percent Immigrant Youth	31.6	41.8	37.3	41.5
Percent Visible Minority Youth	32.0	39.2	56.1	54.1
Percent Youth Without a High School Diploma	65.1	6.8	62.6	10.3
Percent of Youth with Post-Secondary Degrees	5.1	48.5	3.2	39.2
Percent of Youth in the Labour Force	47.3	76.8	37.1	72.3
Percent of Youth Unemployed	18.6	15.0	21.3	14.5
Percent of Youth Living Alone	0.5	5.0	0.7	6.4
Percent Low Income Youth	11.7	17.1	30.0	32.1

### LIVING ARRANGEMENTS

Category	15-19		20-24	
	Number	Percent	Number	Percent
Persons by Living Arrangement	1,850	100.0	2,015	100.0
Non-family persons	50	2.7	240	11.9
With relatives	20	1.1	55	2.7
With non-relatives only	10	0.5	90	4.5
Alone	10	0.5	100	5.0
In Families	1,800	97.3	1,740	86.4

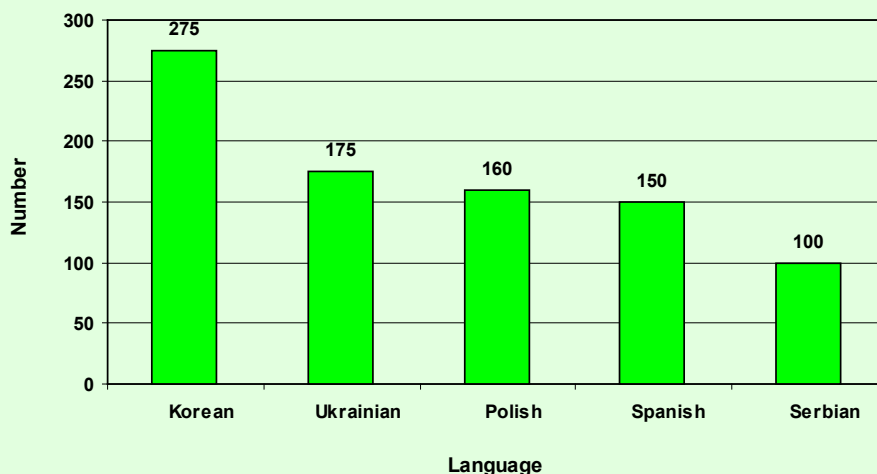
### CITIZENSHIP AND IMMIGRATION STATUS

Category	15-19		20-24	
	Number	Percent	Number	Percent
Total population by citizenship	1,865	100.0	2,010	100.0
Canadian Citizenship	1,640	87.9	1,675	83.3
Citizenship other than Canadian	220	11.8	295	14.7
Born in province of residence	1,170	62.7	1,015	50.5
Born outside province of residence	10	0.5	90	4.5
Non-immigrant population	1,170	62.7	1,015	50.5
Immigrants population	590	31.6	840	41.8
Non-permanent residents	80	4.3	40	2.0

VISIBLE MINORITY STATUS				
Category	15-19		20-24	
	Number	Percent	Number	Percent
Total population by visible minority groups	1,860	100.0	2,005	100.0
Total visible minority population	595	32.0	780	38.9
Chinese	70	3.8	65	3.2
South Asian	80	4.3	130	6.5
Black	115	6.2	135	6.7
Filipino	80	4.3	65	3.2
Latin American	30	1.6	90	4.5
Southeast Asian	10	0.5	30	1.5
Arab	10	0.5	40	2.0
West Asian	35	1.9	10	0.5
Korean	125	6.7	170	8.5
Japanese	0	0.0	10	0.5
Visible minority, n.i.e.	0	0.0	20	1.0
Multiple visible minorities	0	0.0	10	0.5
All others	1,255	67.5	1,210	60.3

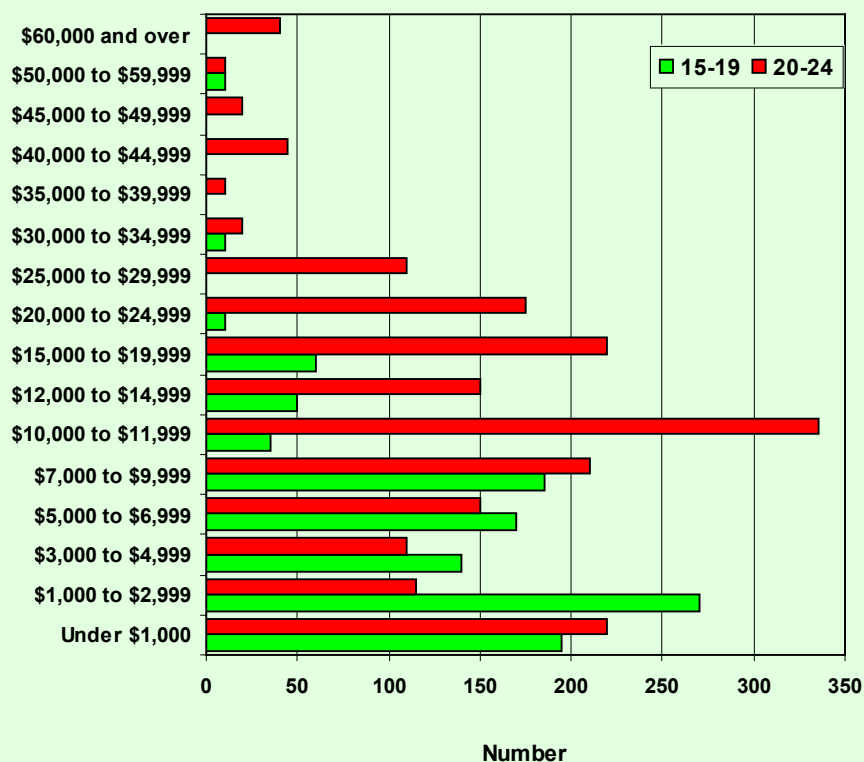
LANGUAGES				
Category	15-19		20-24	
	Number	Percent	Number	Percent
Total population by mother tongue	1,840	100.0	1,995	100.0
Single responses	1,805	98.1	1,970	98.7
English	1,020	55.4	915	45.9
French	35	1.9	40	2.0
Non-official languages	740	40.2	1,015	50.9
Multiple responses	25	1.4	20	1.0

Top Non-Official Mother Tongues  
Islington-City Centre West, 2006



INCOME		
Category	15-19	20-24
Average income \$	\$5,492	\$13,879
Median income \$	\$4,142	\$10,342
Prevalence of Before-Tax Low Income %	11.7	17.1
Prevalence of After-Tax Low Income %	8.9	14.3

Youth by Personal Income  
Islington-City Centre West, 2006



EMPLOYMENT		
Category	15-19	20-24
Population - 15 years and over by labour force activity	1,870	2,000
In the labour force - 15 years and over	885	1,535
Employed - 15 years and over	730	1,310
Unemployed - 15 years and over	165	230
Not in the labour force - 15 years and over	955	450
Participation rate - 15 years and over	47.3	76.8
Employment rate - 15 years and over	39.0	65.5
Unemployment rate - 15 years and over	18.6	15.0

EDUCATION				
Category	15-19		20-24	
	Number	Percent	Number	Percent
Total population 15 to 24 years by highest certificate, diploma or degree	1,870	100.0	2,005	100.0
No certificate, diploma or degree	1,210	64.7	135	6.7
Certificate, diploma or degree	640	34.2	1,860	92.8
High school certificate or equivalent	525	28.1	830	41.4
Apprenticeship or trades certificate or diploma	0	0.0	65	3.2
College, CEGEP or other non-university certificate or diploma	75	4.0	345	17.2
University certificate, diploma or degree	20	1.1	620	30.9
University certificate or diploma below bachelor level	0	0.0	165	8.2
University certificate or degree	20	1.1	455	22.7
Bachelor's degree	10	0.5	405	20.2
University certificate or diploma above bachelor level	0	0.0	30	1.5
Degree in medicine, dentistry, veterinary medicine or optometry	0	0.0	0	0.0
Master's degree	0	0.0	10	0.5
Earned doctorate	0	0.0	0	0.0

Youth by Occupation  
Islington-City Centre West, 2006

