


# **TORONTO ABORIGINAL PERSONS DEMOGRAPHIC SNAPSHOT 2006**

**City of Toronto Social Development, Finance and Administration Division, 2008**

# Aboriginals in the Toronto Region

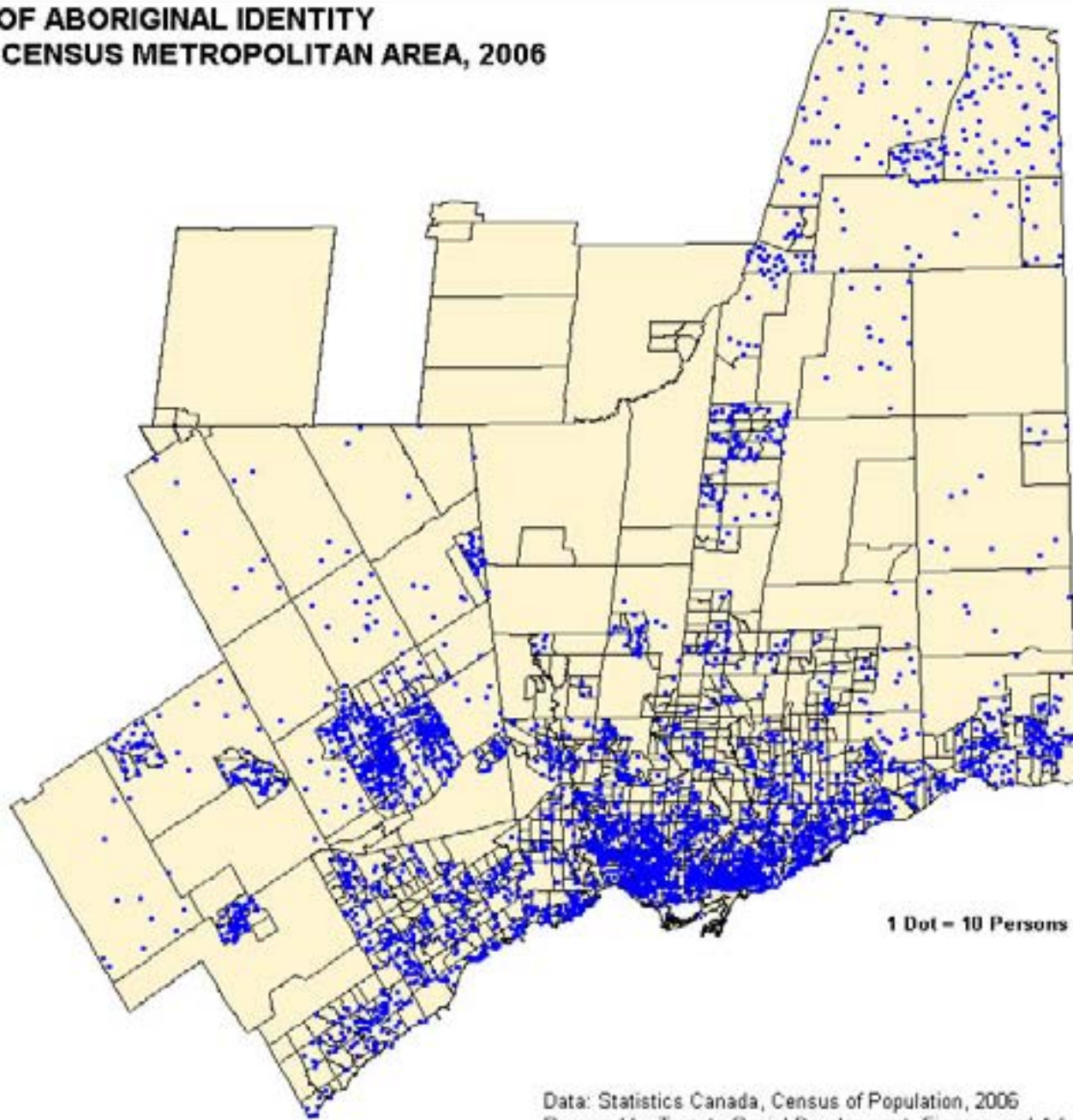
- According to the 2006 Census, there were 31,910 persons of Aboriginal Identity living in the Greater Toronto Area
- This represents nearly 3% of Aboriginals in Canada and 13% of Aboriginals in Ontario.
- From 2001 to 2006 the Aboriginal population in the GTA went from 23,950 to 31,910 persons, an increase of 33%.



Data Source: Statistics Canada, Census of Population, 2006


The Toronto Metropolitan Area had the fourth largest Aboriginal population among major CMA's in Canada, ranking ahead of Montreal and Ottawa

**PERSONS OF ABORIGINAL IDENTITY  
TORONTO CENSUS METROPOLITAN AREA, 2006**



Data: Statistics Canada, Census of Population, 2006  
Prepared by Toronto Social Development, Finance and Administration Division, 2008

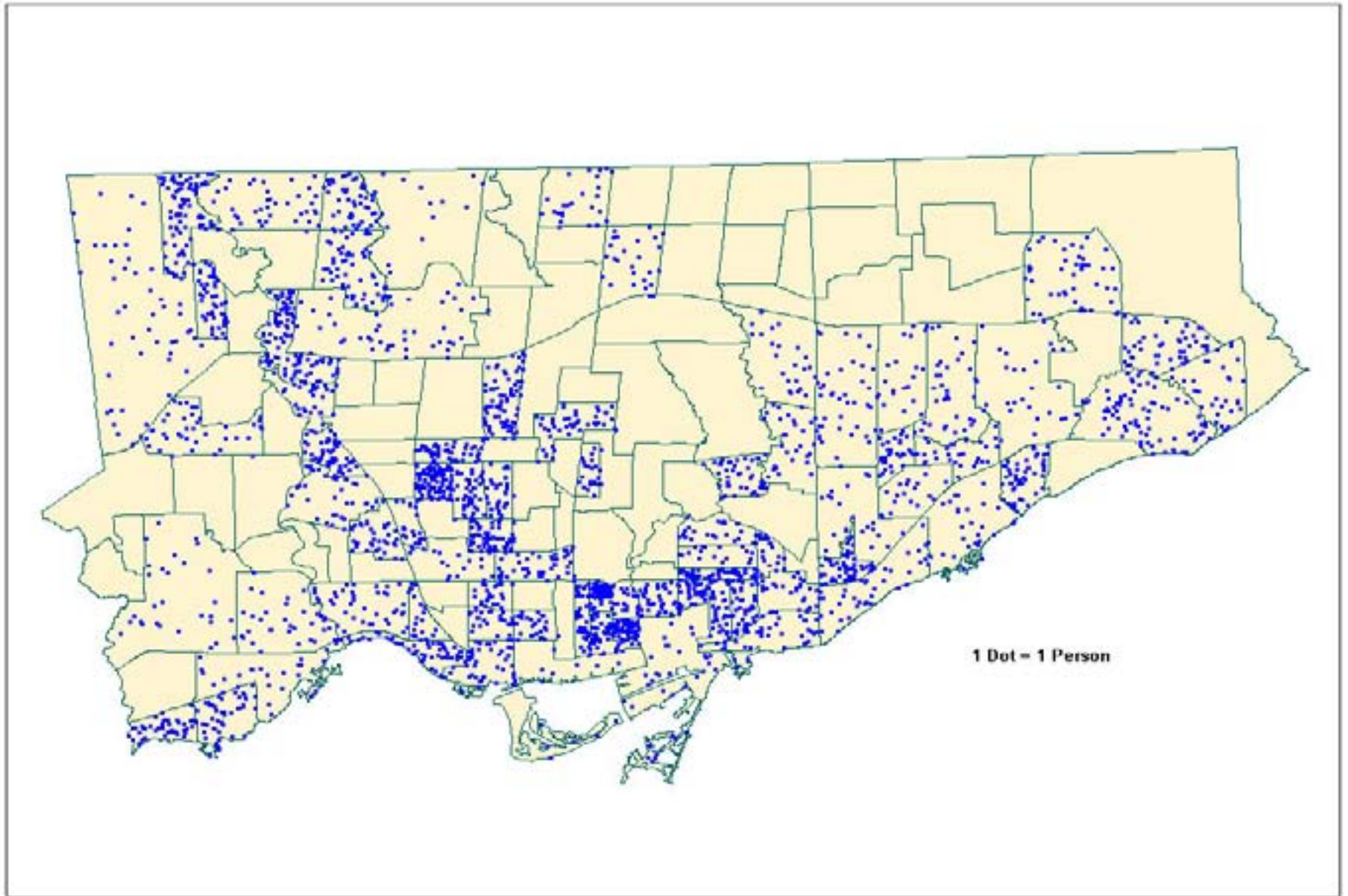
# Aboriginals in the City of Toronto



Data Source: Statistics Canada, Census of Population, 2006

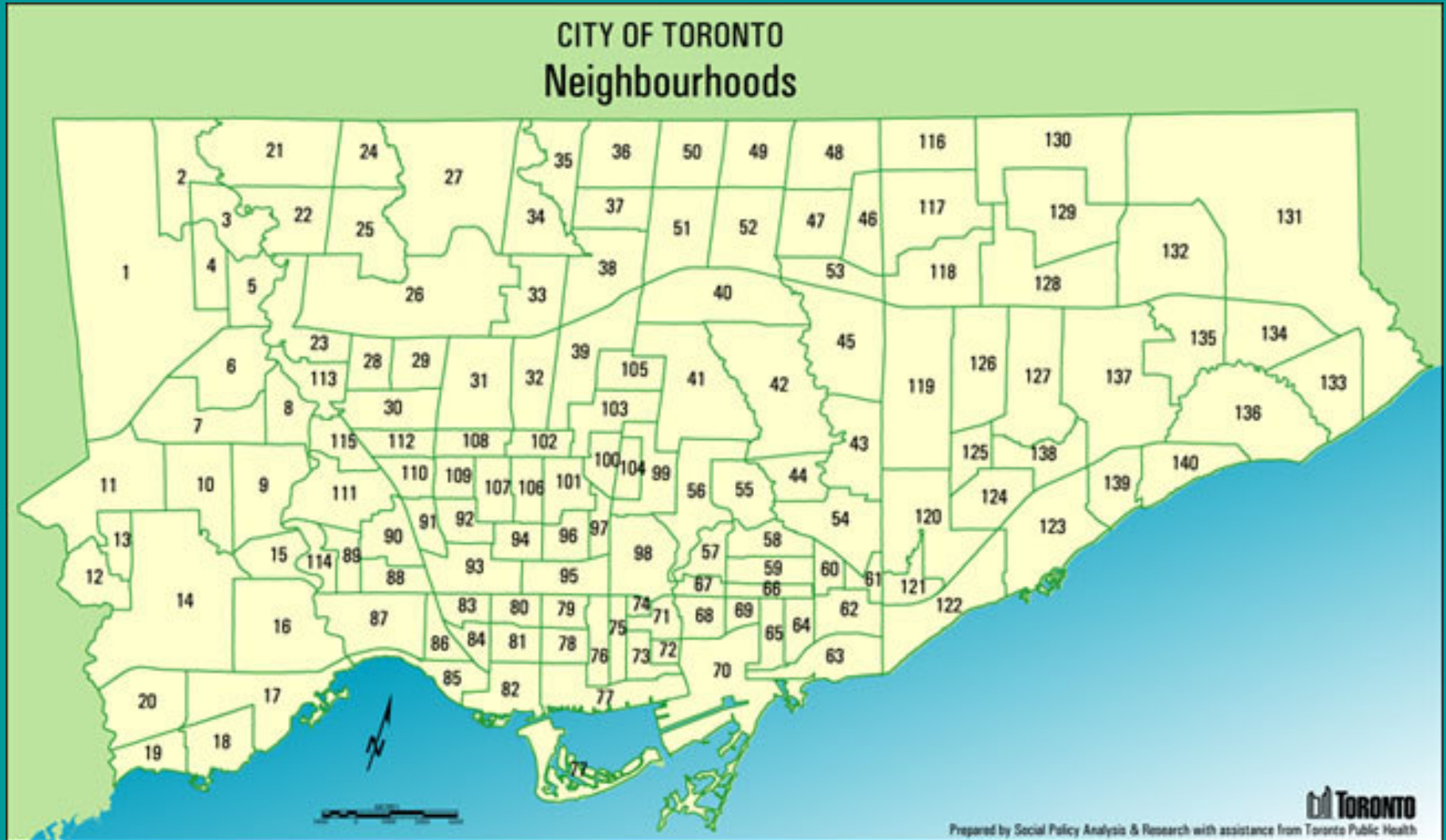
- **13,605 persons of Aboriginal identity lived in the City of Toronto in 2006.**
- **Aboriginals in Toronto comprised 0.5% of the total city population and 43% of the Aboriginal population in the GTA.**
- **From 2001-2006, the number of Aboriginals in Toronto grew by 2,235 persons, an increase of 20%.**

**ABORIGINAL PERSONS, 2006  
CITY OF TORONTO NEIGHBOURHOODS**



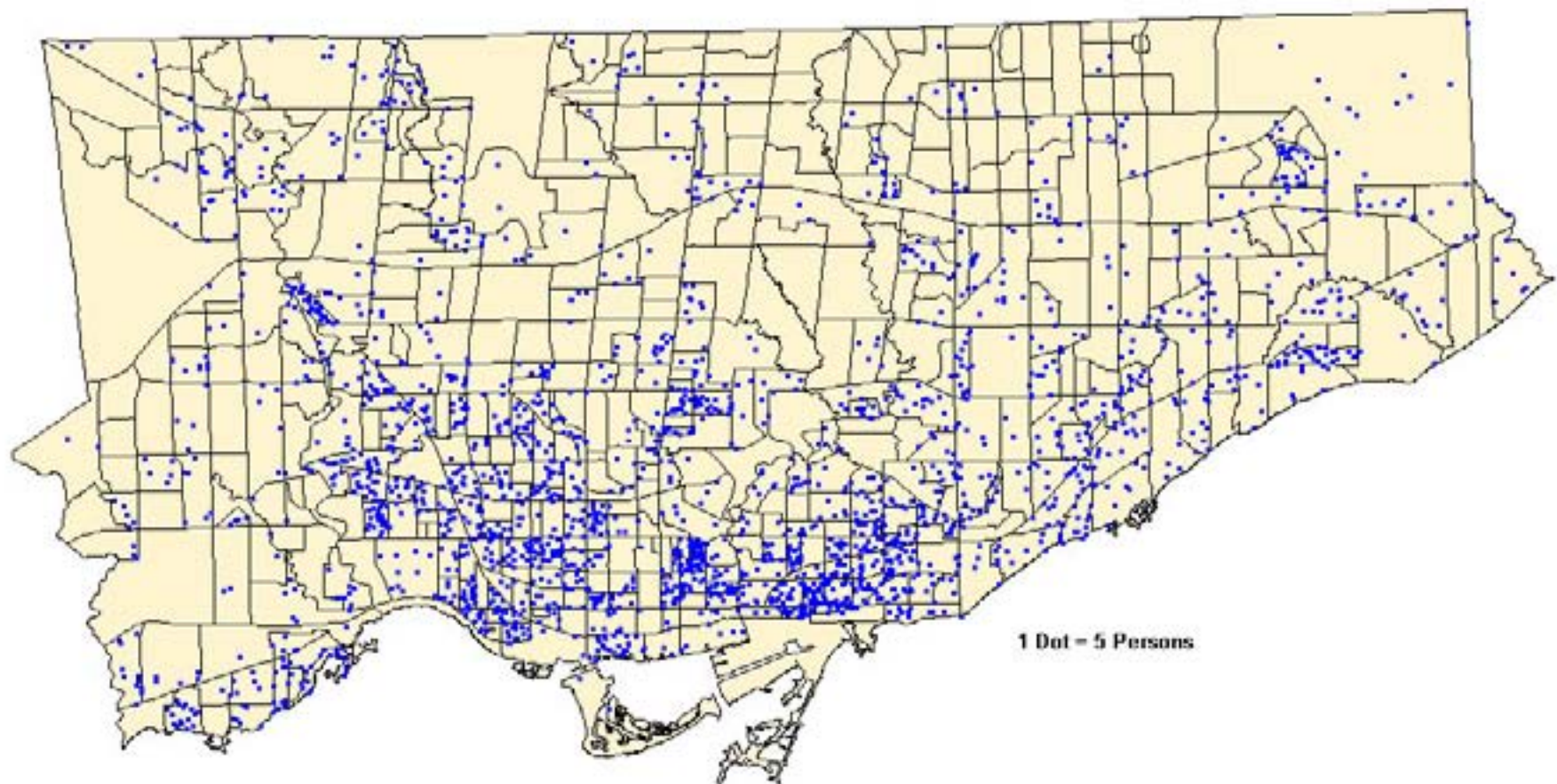
City of Toronto Social Development, Finance and Administration Division, 2000

<http://www.toronto.ca/demographics/neighbourhoods.htm>



City of Toronto Social Development, Finance and Administration Division, 2008

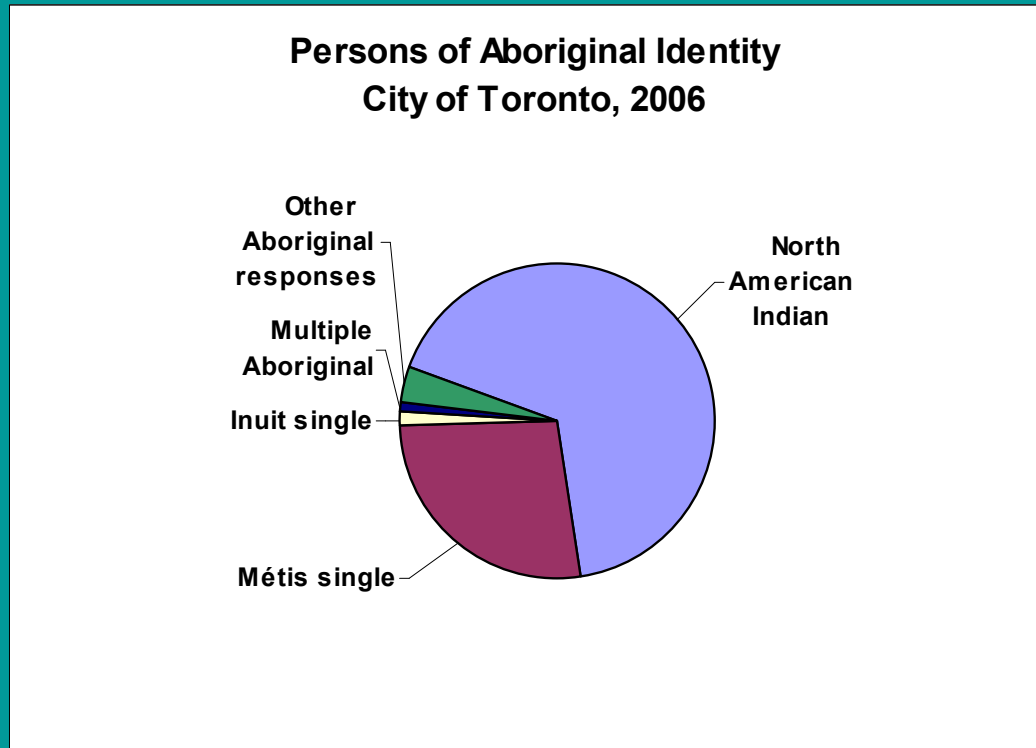
**PERSONS OF ABORIGINAL IDENTITY  
CITY OF TORONTO, 2006**



1 Dot = 5 Persons

Data: Statistics Canada, Census of Population, 2006  
Prepared by Toronto Social Development, Finance and Administration Division, 2008

# ABORIGINAL POPULATION BY TYPE

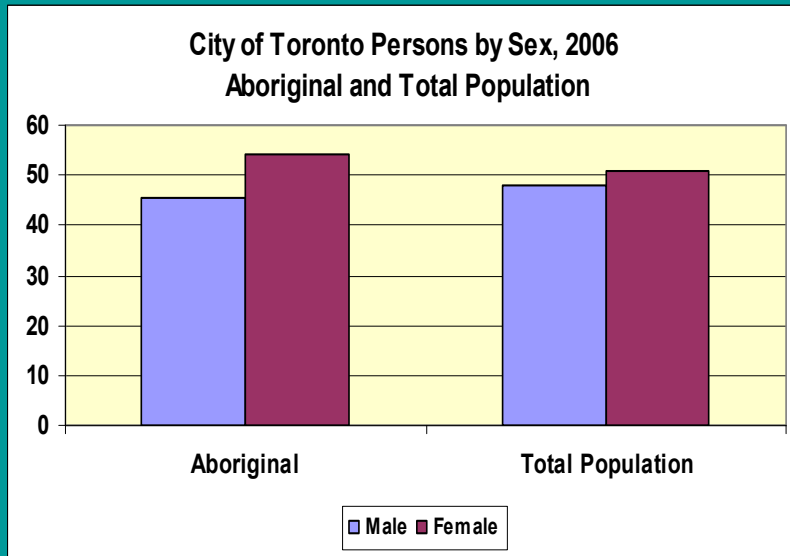


Data Source: Statistics Canada, Census of Population, 2006

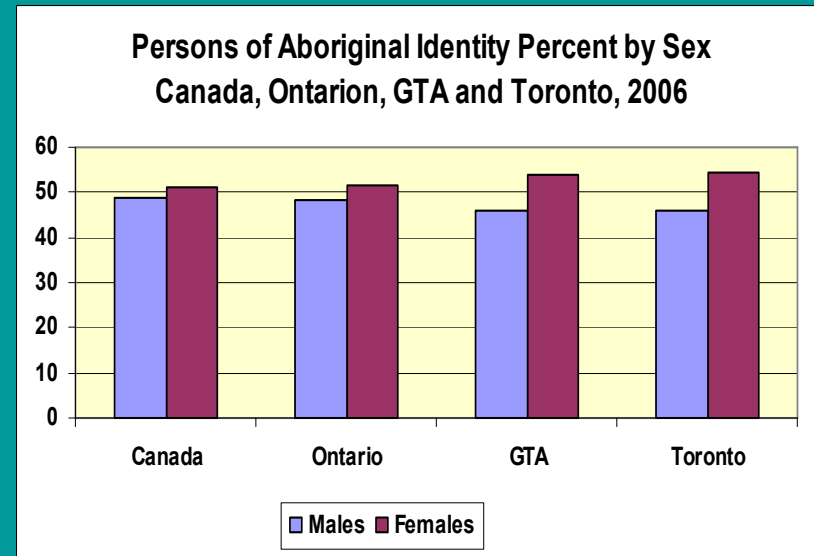
- **67% of Toronto Aboriginals were North American Indians, 27% were Métis and 1.4% were Inuit.**
- **41% were Registered under the Indian Act**

City of Toronto Social Development, Finance and Administration Division, 2008

# Population by Sex



Data Source: Statistics Canada, Census of Population, 2006

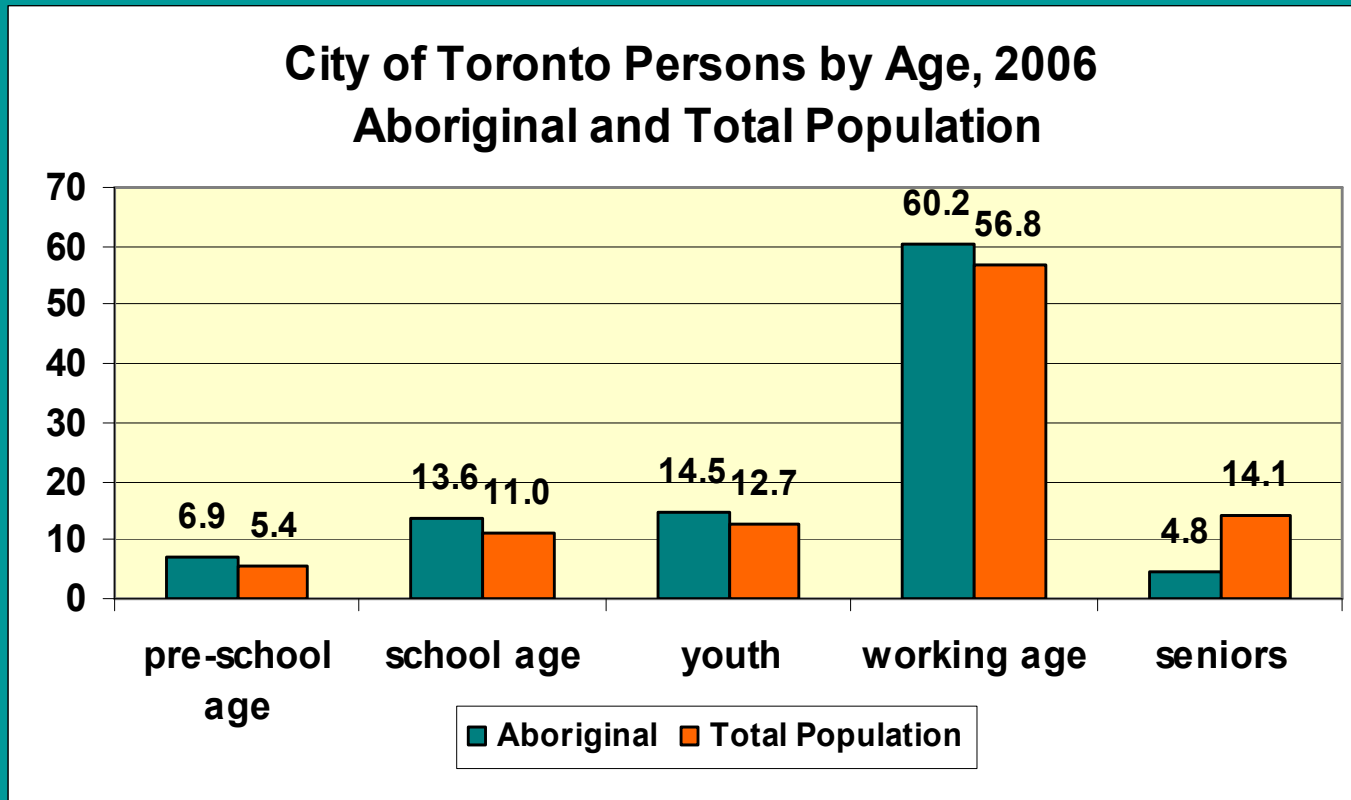


Data Source: Statistics Canada, Census of Population, 2006

- **The City of Toronto Aboriginal Population included 6,220 Males and 7,390 Females.**
- **The ratio of females to males among Aboriginals in Toronto and the GTA is greater than the population as a whole and Aboriginals living in the rest of Ontario and Canada.**

City of Toronto Social Development, Finance and Administration Division, 2008

# Population by Age



Data Source: Statistics Canada, Census of Population, 2006

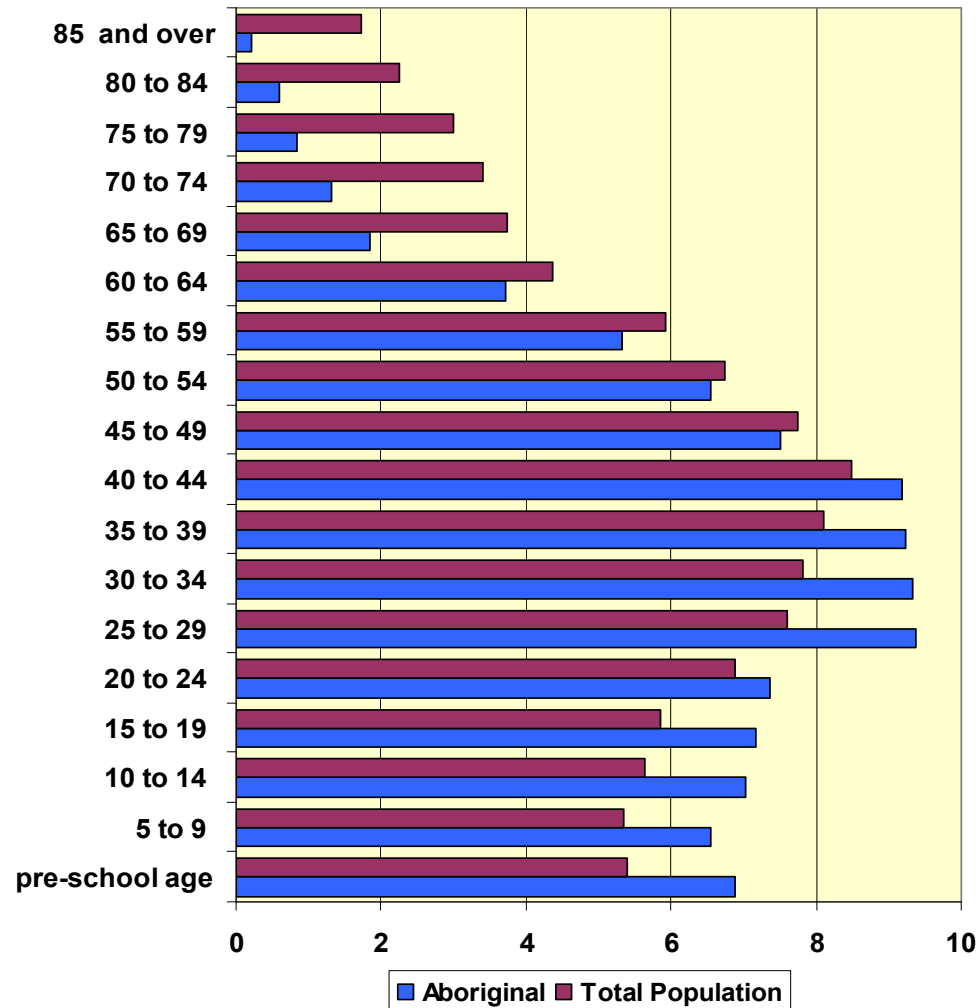
- In 2006, the Toronto Aboriginal population was younger than the population as whole with a much lower proportion of seniors and higher proportion of children and youth.

City of Toronto Social Development, Finance and Administration Division, 2008

# Population by the Numbers

- **Toronto's Aboriginal population included:**
  - ✓ 935 pre-school age children
  - ✓ 1,845 school-age children
  - ✓ 1,975 youth
  - ✓ 8,190 persons of working age
  - ✓ 655 seniors
- **There were 1.5 times as many Aboriginal women ages 65 and over than men. (395 vs 260).**

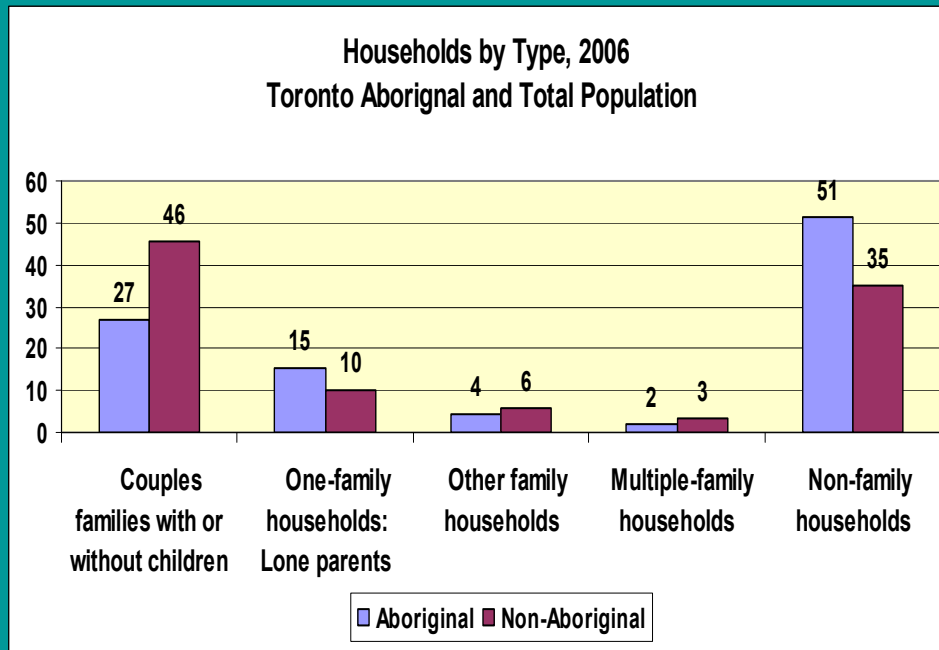
## Population by Age, 2006 Toronto Aboriginal and Total Population



Data Source: Statistics Canada, Census of Population, 2006

City of Toronto Social Development, Finance and Administration Division, 2008

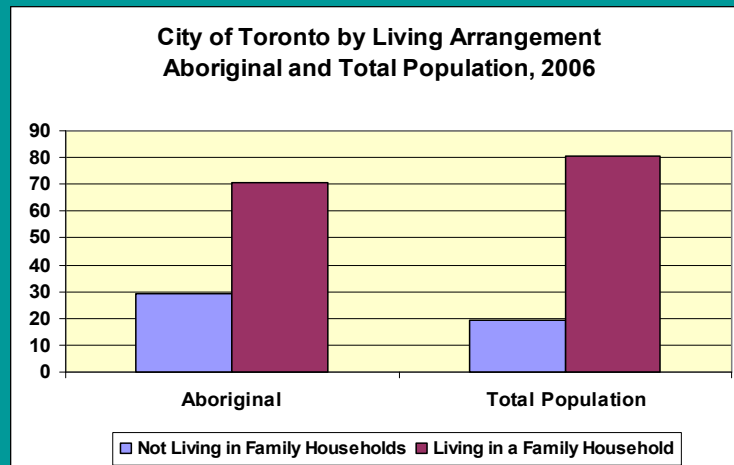
# Households and Families



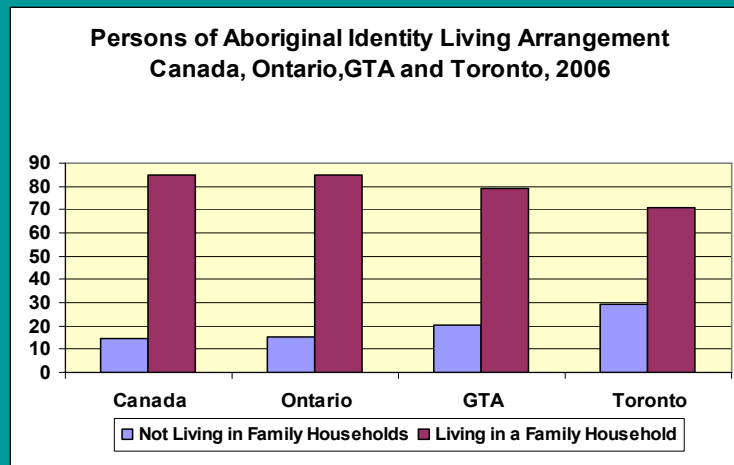
Data Source: Statistics Canada, Census of Population, 2006

- There were 5,930 Aboriginal households in Toronto in 2006, comprising 0.6% of the city total.
- Seventy-five percent of Aboriginal households were renters.
- Twenty-seven percent of Aboriginal households were couple families, 15% single parent families, 2% multiple family and 50% non-family individuals.
- Aboriginals are more likely to live in single-parent families and non-family households.

# Households and Families



Data Source: Statistics Canada, Census of Population, 2006

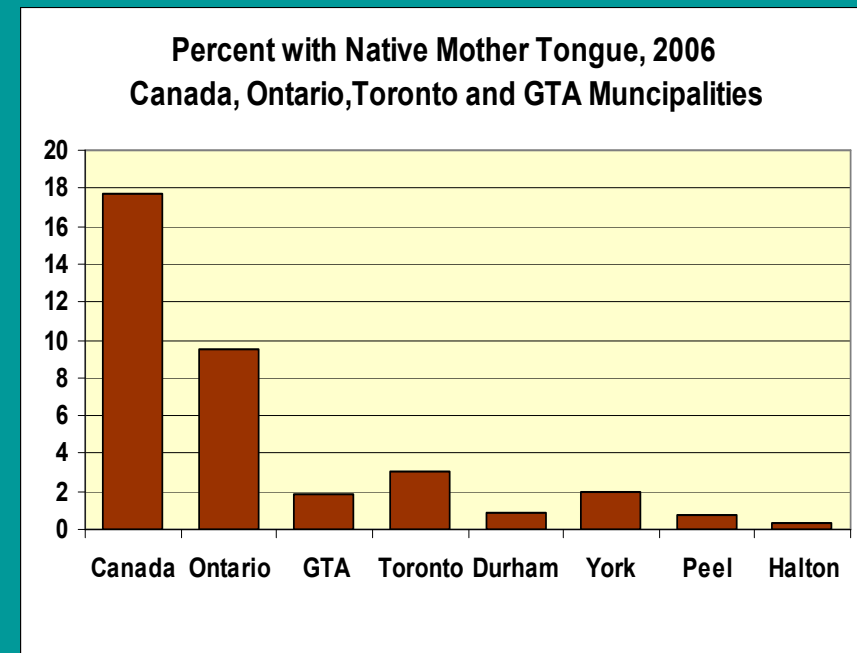


Data Source: Statistics Canada, Census of Population, 2006

- In 2006, thirty-percent of aboriginal persons and 19% of all Torontonians were not in families.
- Among Aboriginals not in families, 63% lived alone, 27% lived with unrelated individuals and 9% lived with relatives.
- Nearly one-half of Aboriginal seniors lived alone as compared to 27% of all Toronto seniors.

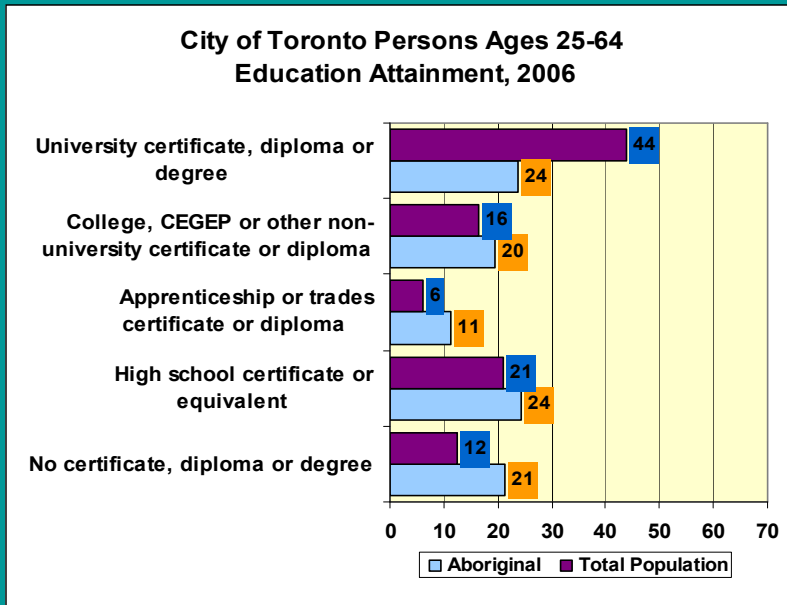
# Mother Tongue and Home Language

- **Ninety percent of Toronto Aboriginal persons reported English as his/her mother tongue , 4% French and 3% a native language.**
- **The most frequently noted native mother tongue was Objway (1.7%), followed by Cree (0.5%), M'kmaq (0.1%) and Mohawk (0.1%)**
- **Less than 1% regularly spoke a native language at home.**




Data Source: Statistics Canada, Census of Population, 2006

# Educational Attainment



Data Source: Statistics Canada, Census of Population, 2006



Data Source: Statistics Canada, Census of Population, 2006

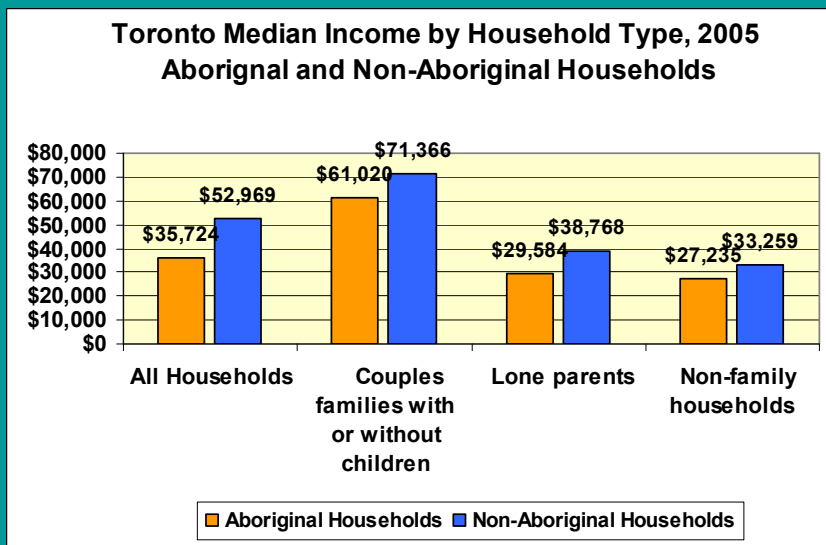
- Toronto Aboriginals had a significantly smaller percentage of population with University degrees, and a significantly higher percentage who had not completed High School.
- In 2006, twenty-one percent of Aboriginal persons ages 25-64 had no certificate, diploma or degree, 24% had H.S. diplomas, 11% had apprenticeship certificates, 20% had community college degrees and 24% were university graduates.

City of Toronto Social Development, Finance and Administration Division, 2008

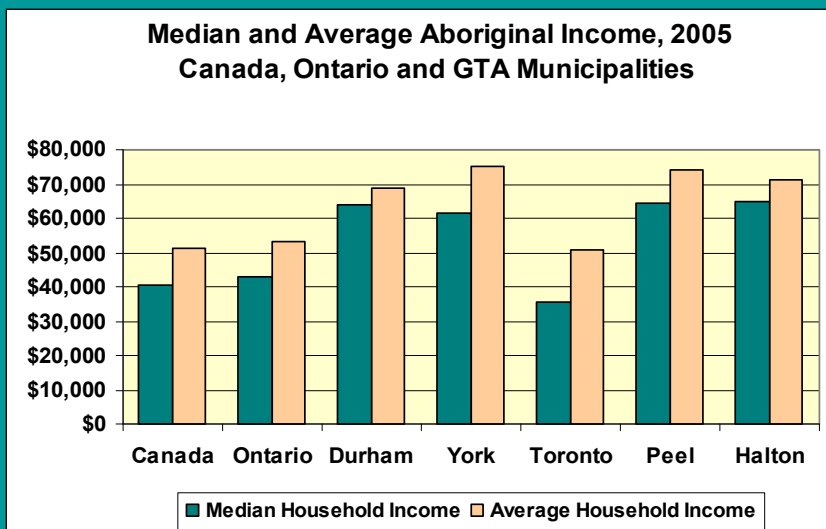
# Educational Attainment

- The gap in educational attainment is also evident among Aboriginal youth.
- Among the 1,700 Aboriginal university graduates , 60% had a Bachelor's degree, 2% had a degree in Medicine, Dentistry, Veterinary Medicine or Optometry, 24% had a Master's degree and 7% a PHD.
- The most frequent area of study for male post-secondary graduates was Architecture, Engineering and related disciplines (30%), followed by Visual and Performing Arts and Communications Technology (14%).
- Women were divided between Social and Behavioural Science and Law (21%), Business Management and Public Administration (18%), and Health, Parks, Recreation and Fitness (17%).

# Income



Data Source: Statistics Canada, Census of Population, 2006

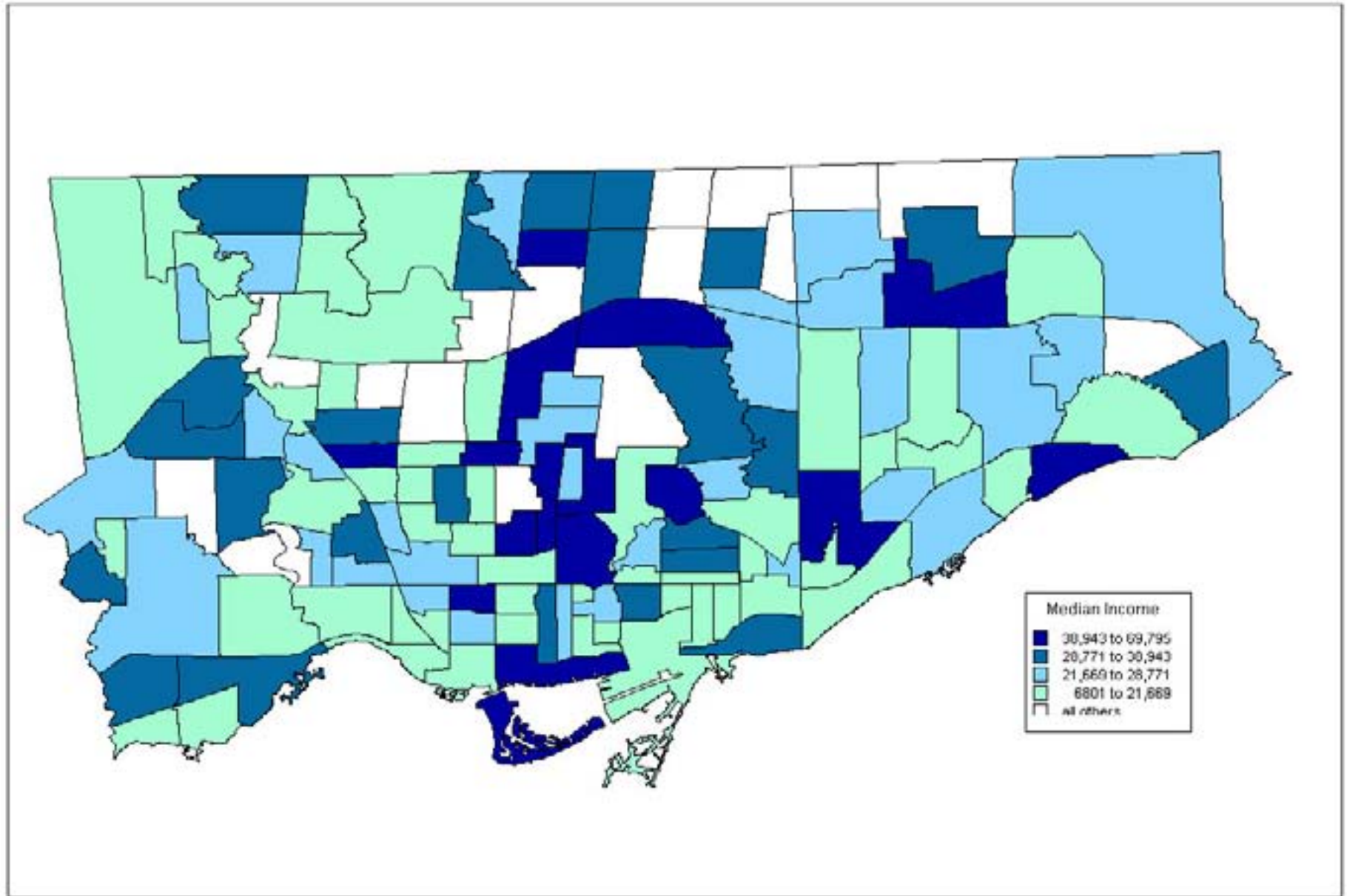


Data Source: Statistics Canada, Census of Population, 2006

City of Toronto Social Development, Finance and Administration Division, 2008


- Aboriginal households of all types had lower income than non-Aboriginal households.
- In 2006, median income for Aboriginal households in Toronto was 2/3 that of non-Aboriginal households.
- Median income for Toronto Aboriginal households was 10% less than Aboriginal households in Canada, 15% less than Aboriginals in Ontario and 45% less Aboriginals in the rest of the GTA.

**ABORIGINAL MEDIAN PERSONAL INCOME, 2006  
CITY OF TORONTO NEIGHBOURHOODS**

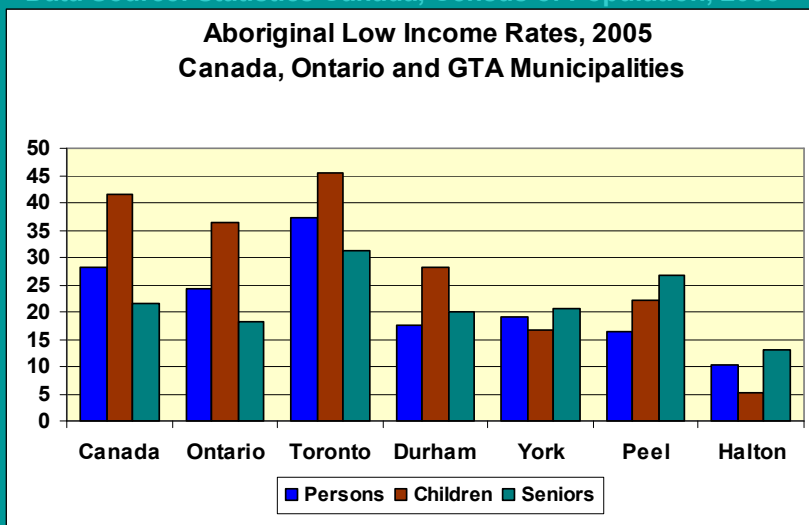


City of Toronto Social Development, Finance and Administration Division, 2008

# Income



Data Source: Statistics Canada, Census of Population, 2006



Data Source: Statistics Canada, Census of Population, 2006

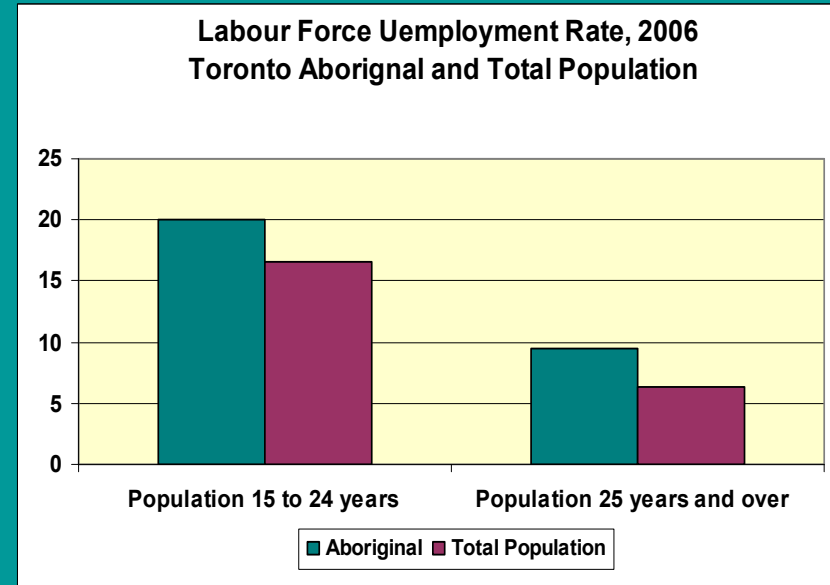
- This gap is also reflected in low income rates.
- 37% of Toronto Aboriginal persons, 47% of children and 31% of seniors were living with low income in 2006.
- The Low Income Rate for Aboriginals in Toronto was 1 ½ times that of Toronto non-Aboriginals in Toronto and 2 ¼ times that of Aboriginals in the rest of the GTA.
- 44% of Aboriginal households and 37% of non-Aboriginal households spent more than 30% of their income for shelter.

City of Toronto Social Development, Finance and Administration Division, 2008

# Labour Force and Occupation



Data Source: Statistics Canada, Census of Population, 2006

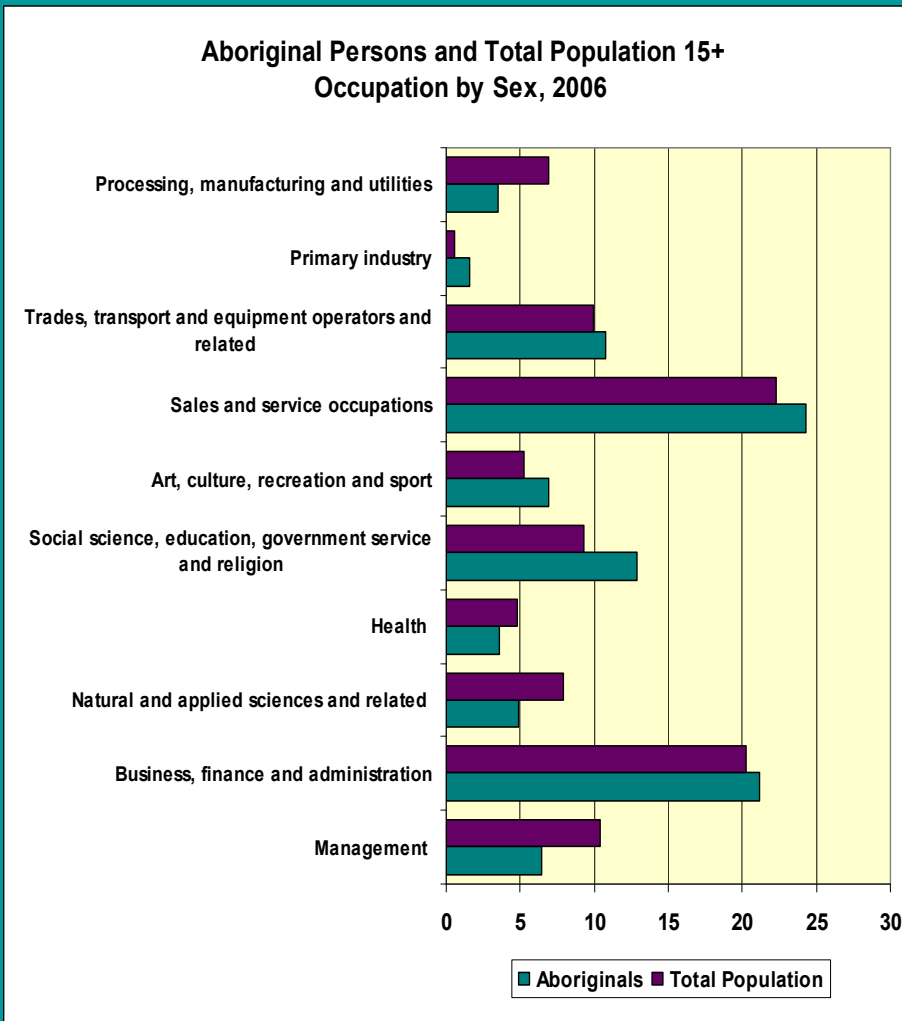


Data Source: Statistics Canada, Census of Population, 2006

- **65% of Aboriginal people ages 15 and over were in the Labour Force in 2006.**
- **Labour Force participation rates for Aboriginal males was higher than females (68.5% vs 63.7%)**
- **Unemployment rates for Aboriginal youth and persons ages 25 and over were higher than non-Aboriginals.**

City of Toronto Social Development, Finance and Administration Division, 2008

# Labour Force and Occupation

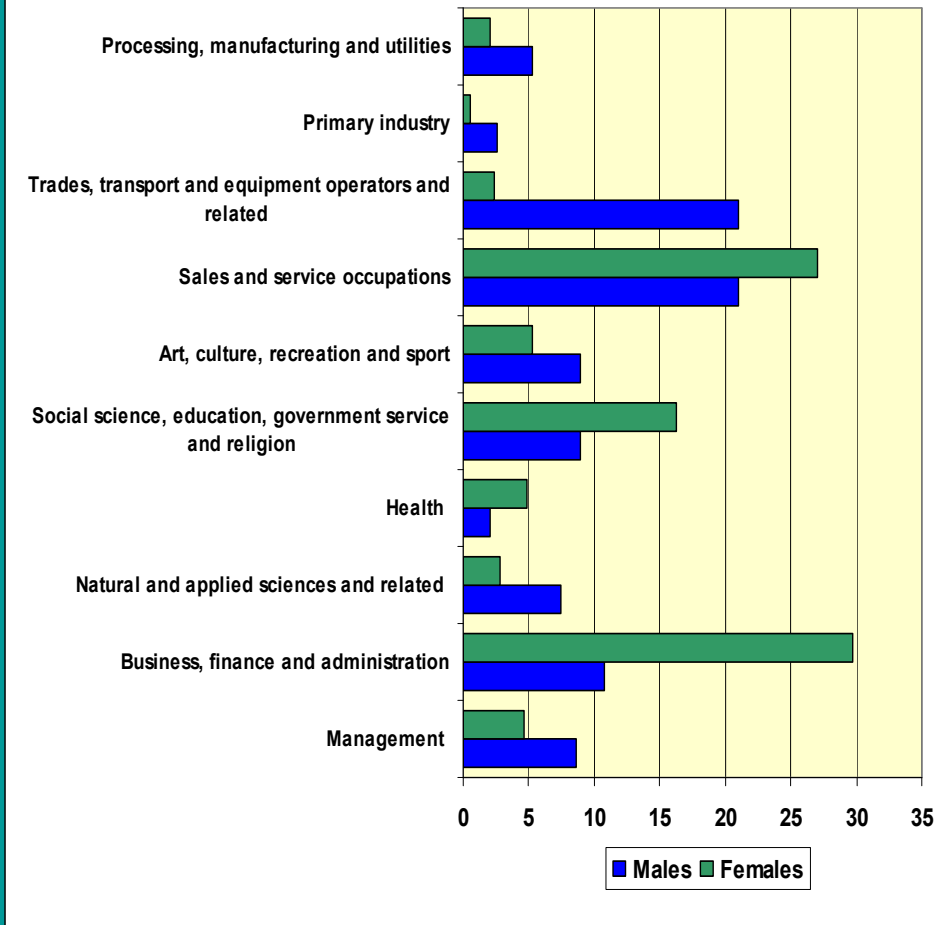


Data Source: Statistics Canada, Census of Population, 2006

- 87% of working Aboriginals were paid employees and 11% were self employed.
- The percent of Aboriginal men who were self employed was higher than that of women. (13% vs 9%)
- In 2006, 52% of Aboriginals worked full-time for the full year, while 43% worked part-time or part of the year.

# Labour Force and Occupation

Toronto Aboriginal Persons  
Occupation by Sex, 2006



Data Source: Statistics Canada, Census of Population, 2006

City of Toronto Social Development, Finance and Administration Division, 2008

- The most common occupations for Aboriginal men were sales and service (10%), clerical (7%), technical occupations in art, culture, recreation and sport (5%), construction trades (5%), trade helpers and labourers (5%).
- Most frequent occupations for women were clerical (19%), sales and service (7%), lawyers, psychologists, social workers (6%), teachers (6%) and retail salespersons and clerks (6%).
- Median income from employment for Aboriginals was \$26,332, eight percent less than Toronto workers as a whole.

## ...But Who's Missing?

- In contrast to the census, agencies serving the Aboriginal community estimate that the number of Aboriginal people living in Toronto area to be between 60,000 and 70,000.
- To reconcile this difference, the Aboriginal Health Roundtable is proposing research to determine the level of undercount for Aboriginal persons in Toronto.

**For more information contact:**

**Alan Meisner**

**City of Toronto Social Development Finance & Administration  
Social Policy Analysis & Research Section**

**Telephone: 416-392-3999**

**Email: [ameisner@toronto.ca](mailto:ameisner@toronto.ca)**