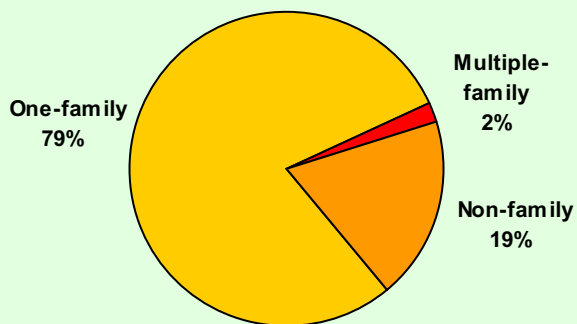


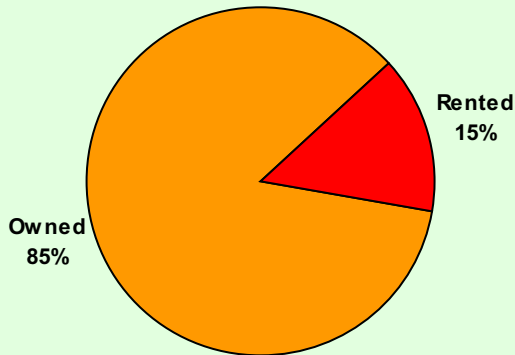
Neighbourhood Change at a Glance: 1996-2001	Num Chg	% Chg
Households	+5	+0.1
Tenant Households	-115	-16.8
Non-Family Households	-60	-7.7
Median Household income	+\$25,313	+31.3
Households with \$30,000 or less	-215	-41.0
Households with \$100,000 or more	+490	+35.5
Families	+95	+3.1
Families with low income	-45	-33.3
Persons	+320	+3.0
Persons with low income	-145	-23.6

Households by Type, 2001
Princess-Rosethorn



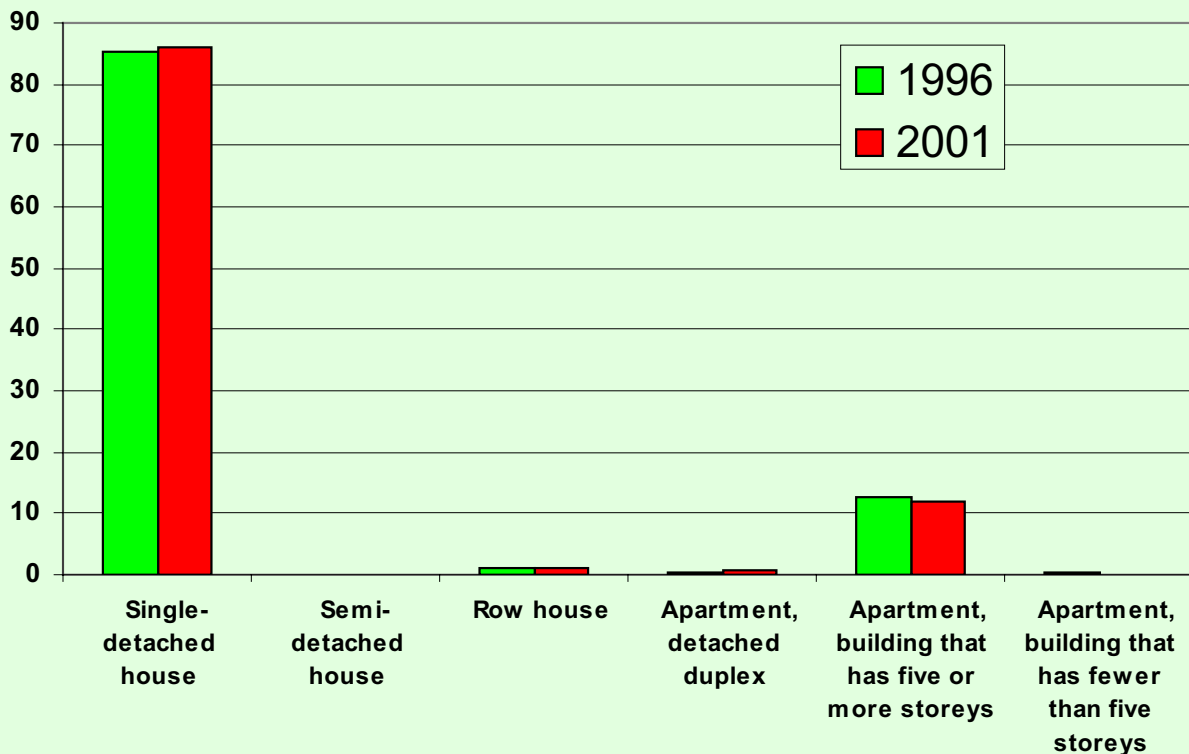
HOUSING	1996		2001	
Indicator	Number	%	Number	%
Private households by type	3,840	100.0	3,845	100.0
One-family	3,020	78.5	3,060	79.4
Multiple-family	40	1.0	75	1.9
Non-family	780	20.3	720	18.7

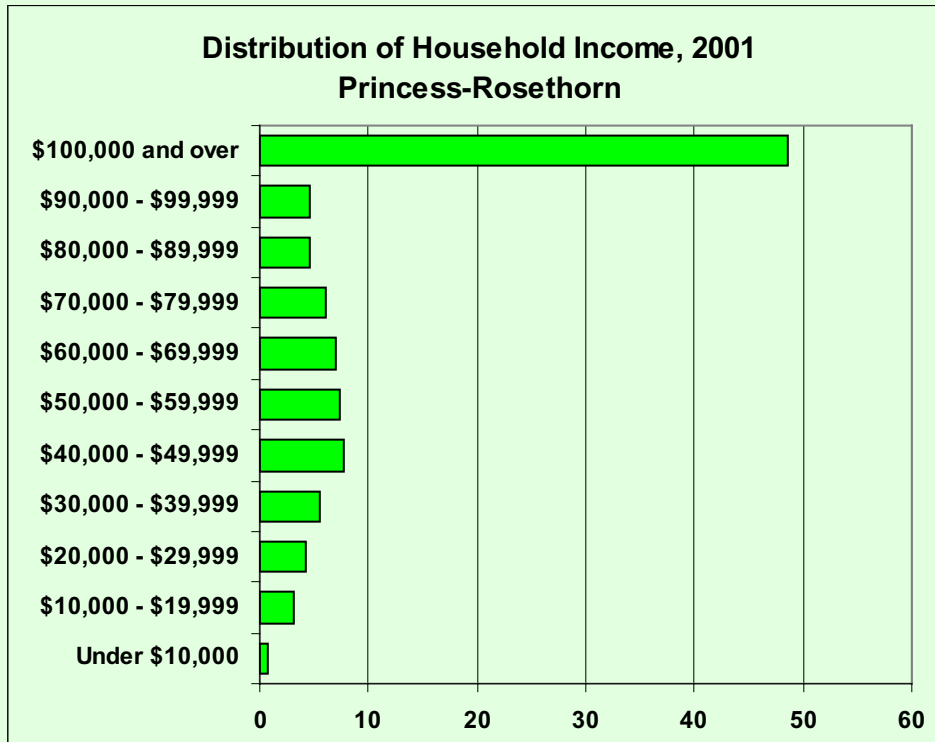
Households by Tenure, 2001
Princess-Rosethorn



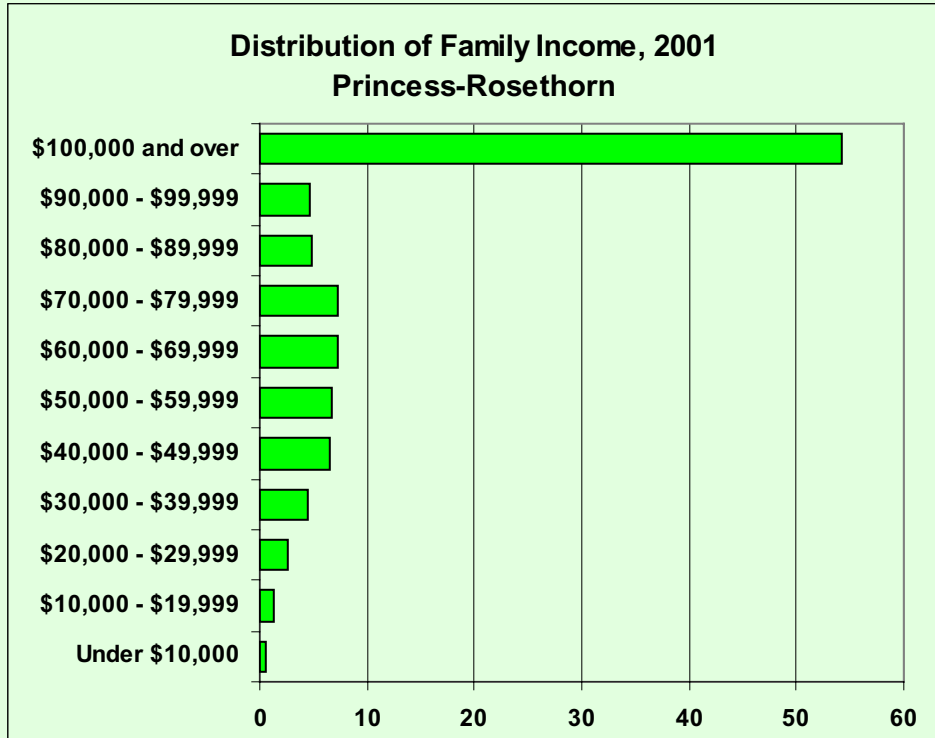
HOUSING Indicator	1996		2001	
	Number	%	Number	%
Occupied private dwellings (20% sample data)	3,845	100.0	3,855	100.0
Owned	3,155	82.1	3,275	85.0
Rented	685	17.8	570	14.8
Occupied private dwellings by structure type	3,845	100.0	3,850	99.9
Single-detached house	3,275	85.2	3,320	86.1
Semi-detached house	0	0.0	0	0.0
Row house	45	1.2	45	1.2
Apartment, detached duplex	20	0.5	30	0.8
Apartment, building that has five or more storeys	485	12.6	460	11.9
Apartment, building that has fewer than five storeys	15	0.4	0	0.0
Other single-attached house	0	0.0	0	0.0
Movable dwelling	0	0.0	0	0.0

% Dwelling Units by Housing Type, 2001
Princess-Rosethorn





Household: Refers to a person or a group of persons (other than foreign residents), who occupy the same dwelling and do not have a usual place of residence elsewhere in Canada. It may consist of a family group (census family) with or without other non-family persons, of two or more families sharing a dwelling, of a group of unrelated persons, or of one person living alone. Household members who are temporarily absent on Census Day (e.g. temporary residents elsewhere) are considered as part of their usual household. For census purposes, every person is a member of one and only one household.



Census Family: Refers to a married couple (with or without children of either or both spouses), a couple living common-law (with or without children of either or both partners) or a lone parent of any marital status, with at least one child living in the same dwelling. A couple living common-law may be of opposite or same sex. 'Children' in a census family include grandchildren living with their grandparent(s) but with no parents present.

HOUSEHOLD INCOME Indicator	1996		2001	
	Number	%	Number	%
Private households by income	3,845	100.0	3,845	100.0
Under \$10,000	55	1.4	30	0.8
\$10,000 - \$19,999	190	4.9	120	3.1
\$20,000 - \$29,999	280	7.3	160	4.2
\$30,000 - \$39,999	300	7.8	210	5.4
\$40,000 - \$49,999	325	8.5	295	7.7
\$50,000 - \$59,999	285	7.4	285	7.4
\$60,000 - \$69,999	345	9.0	270	7.0
\$70,000 - \$79,999	220	5.7	235	6.1
\$80,000 - \$89,999	245	6.4	175	4.5
\$90,000 - \$99,999	205	5.3	180	4.7
\$100,000 and over	1,380	35.9	1,870	48.5
Average household income - \$	102,970		155,419	
Median household income - \$	80,794		106,107	

FAMILY INCOME Indicator	1996		2001	
	Number	%	Number	%
Census families by income	3,100	100.0	3,195	100.0
Under \$10,000	30	1.0	20	0.6
\$10,000 - \$19,999	50	1.6	40	1.3
\$20,000 - \$29,999	175	5.6	85	2.7
\$30,000 - \$39,999	195	6.3	140	4.4
\$40,000 - \$49,999	230	7.4	210	6.6
\$50,000 - \$59,999	230	7.4	215	6.7
\$60,000 - \$69,999	280	9.0	230	7.2
\$70,000 - \$79,999	195	6.3	230	7.2
\$80,000 - \$89,999	235	7.6	155	4.9
\$90,000 - \$99,999	185	6.0	150	4.7
\$100,000 and over	1,275	41.1	1,730	54.1
Average family income - \$	111,165		167,892	
Median family income - \$	88,688		116,618	

Household: Refers to a person or a group of persons (other than foreign residents), who occupy the same dwelling and do not have a usual place of residence elsewhere in Canada. It may consist of a family group (census family) with or without other non-family persons, of two or more families sharing a dwelling, of a group of unrelated persons, or of one person living alone. Household members who are temporarily absent on Census Day (e.g. temporary residents elsewhere) are considered as part of their usual household. For census purposes, every person is a member of one and only one household.

Census Family: Refers to a married couple (with or without children of either or both spouses), a couple living common-law (with or without children of either or both partners) or a lone parent of any marital status, with at least one child living in the same dwelling. A couple living common-law may be of opposite or same sex. 'Children' in a census family include grandchildren living with their grandparent(s) but with no parents present.

POVERTY	1996	2001	% Chg
Economic families by low income status	3,095	3,145	1.6
Low income	135	90	-33.3
Other	2,960	3,050	3.0
Families %	4	3	-34.4
Unattached individuals by low income status	945	830	-12.2
Low income	185	170	-8.1
Other	755	650	-13.9
Unattached individuals %	20	20	4.6
Persons in private households by low income status	10,555	10,875	3.0
Low income	615	470	-23.6
Other	9,930	10,405	4.8
All Persons %	6	4	-25.8

Incidence of Low Income, 2001
Princess-Rosethorn

