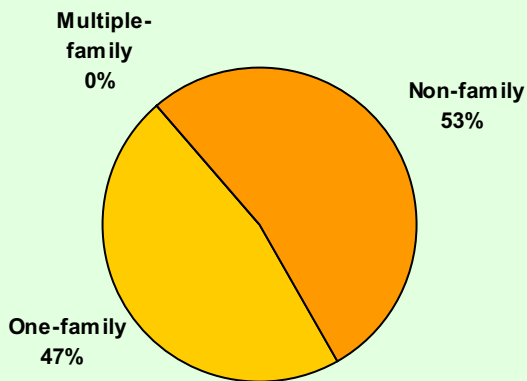


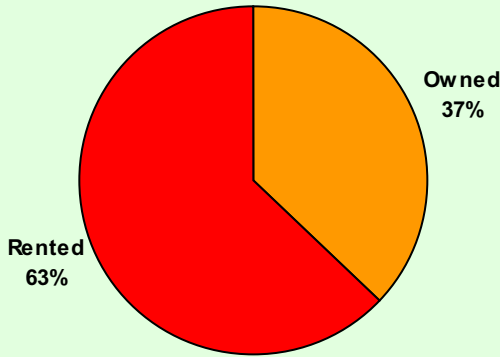
Neighbourhood Change at a Glance: 1996-2001	Num Chg	% Chg
Households	+35	+7
Tenant Households	+10	+3
Non-Family Households	-105	-3.7
Median Household income	+\$15,511	+29
Households with \$30,000 or less	-410	-31.5
Households with \$100,000 or more	+550	+45.6
Families	+140	+6
Families with low income	-85	-45.9
Persons	+185	+1.8
Persons with low income	-445	-35.5

Households by Type, 2001  
Yonge-Eglinton



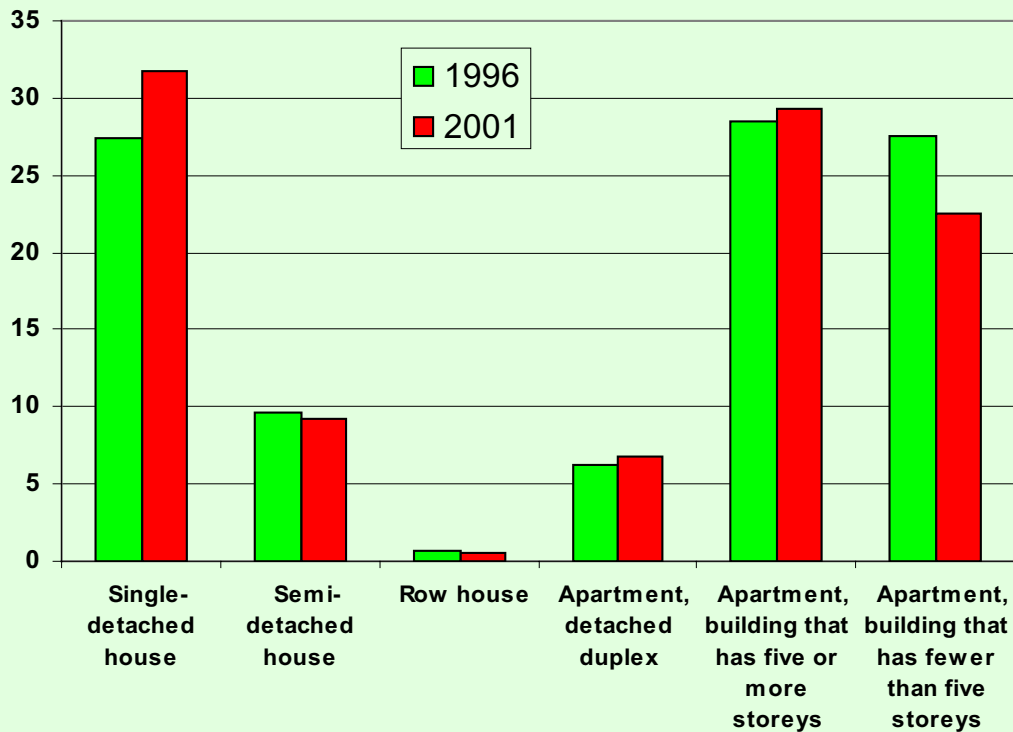
HOUSING Indicator	1996		2001	
	Number	%	Number	%
Private households by type	5,175	100.0	5,210	100.1
One-family	2,290	44.3	2,445	47.0
Multiple-family	10	0.2	0	0.0
Non-family	2,865	55.4	2,760	53.0

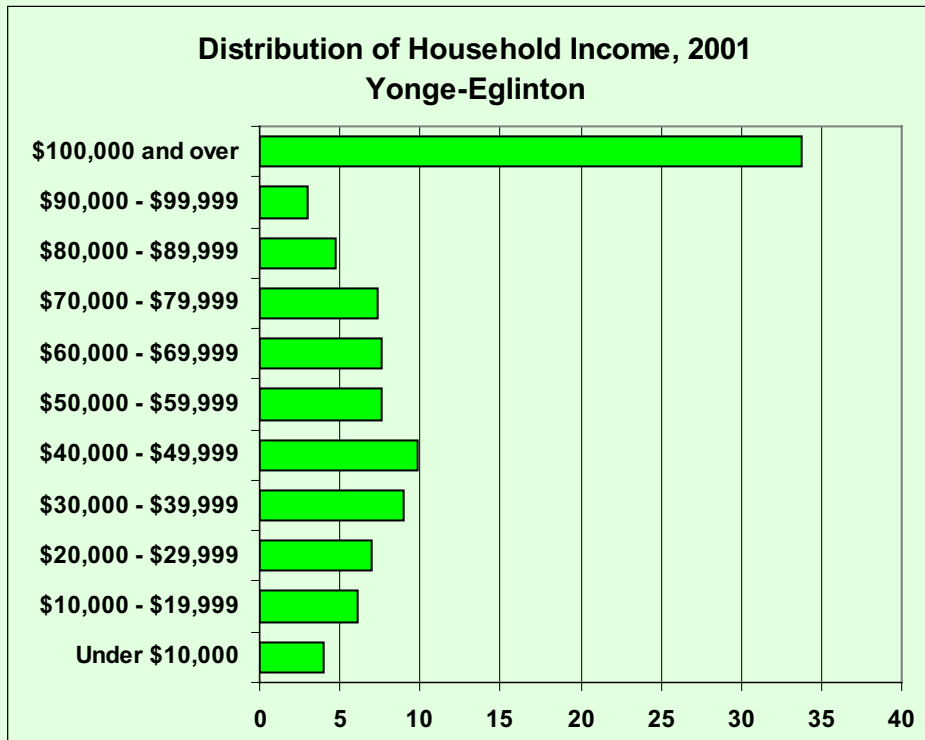
Households by Tenure, 2001  
Yonge-Eglinton



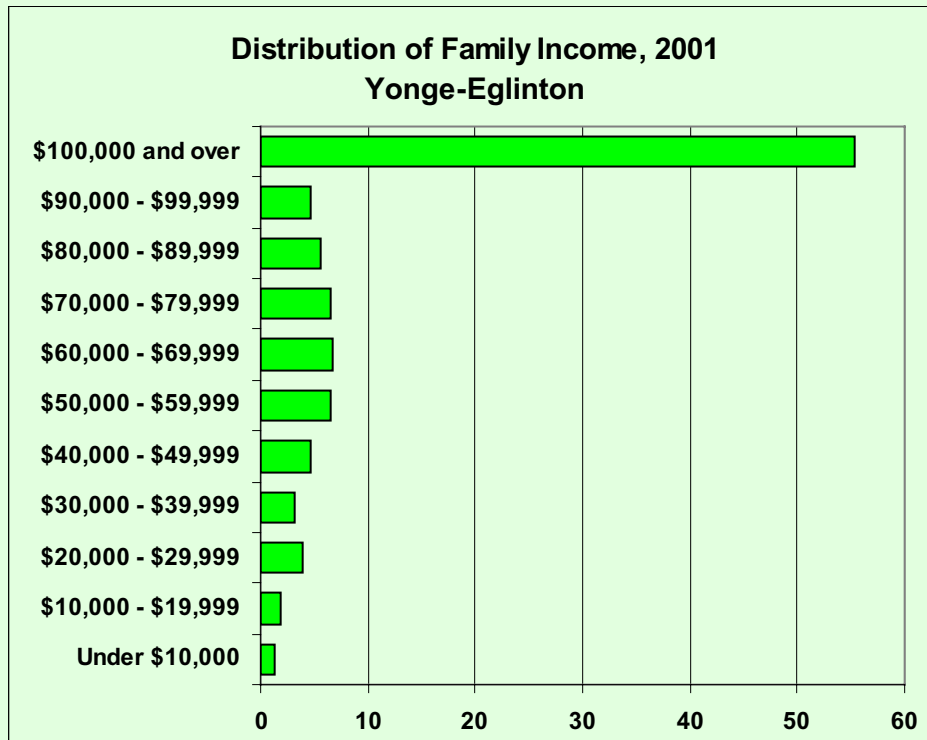
HOUSING Indicator	1996		2001	
	Number	%	Number	%
Occupied private dwellings (20% sample data)	5,175	100.0	5,205	100.0
Owned	1,920	37.1	1,940	37.3
Rented	3,260	63.0	3,270	62.8
Occupied private dwellings by structure type	5,175	100.0	5,205	100.0
Single-detached house	1,420	27.4	1,650	31.7
Semi-detached house	500	9.7	480	9.2
Row house	35	0.7	25	0.5
Apartment, detached duplex	325	6.3	350	6.7
Apartment, building that has five or more storeys	1,475	28.5	1,525	29.3
Apartment, building that has fewer than five storeys	1,425	27.5	1,175	22.6
Other single-attached house	0	0.0	10	0.2
Movable dwelling	0	0.0	0	0.0

Dwelling Units by Housing Type, 2001  
Yonge-Eglinton





Household: Refers to a person or a group of persons (other than foreign residents), who occupy the same dwelling and do not have a usual place of residence elsewhere in Canada. It may consist of a family group (census family) with or without other non-family persons, of two or more families sharing a dwelling, of a group of unrelated persons, or of one person living alone. Household members who are temporarily absent on Census Day (e.g. temporary residents elsewhere) are considered as part of their usual household. For census purposes, every person is a member of one and only one household.



Census Family: Refers to a married couple (with or without children of either or both spouses), a couple living common-law (with or without children of either or both partners) or a lone parent of any marital status, with at least one child living in the same dwelling. A couple living common-law may be of opposite or same sex. 'Children' in a census family include grandchildren living with their grandparent(s) but with no parents present.

HOUSEHOLD INCOME Indicator	1996		2001	
	Number	%	Number	%
Private households by income	5,180	100.1	5,215	100.2
Under \$10,000	235	4.5	205	3.9
\$10,000 - \$19,999	635	12.3	320	6.1
\$20,000 - \$29,999	430	8.3	365	7.0
\$30,000 - \$39,999	660	12.8	465	8.9
\$40,000 - \$49,999	485	9.4	515	9.9
\$50,000 - \$59,999	470	9.1	395	7.6
\$60,000 - \$69,999	350	6.8	395	7.6
\$70,000 - \$79,999	295	5.7	380	7.3
\$80,000 - \$89,999	220	4.3	245	4.7
\$90,000 - \$99,999	190	3.7	155	3.0
\$100,000 and over	1,205	23.3	1,755	33.7
Average household income - \$	78,384		123,155	
Median household income - \$	53,402		68,913	

FAMILY INCOME Indicator	1996		2001	
	Number	%	Number	%
Census families by income	2,325	100.0	2,465	100.0
Under \$10,000	20	0.9	30	1.2
\$10,000 - \$19,999	110	4.7	45	1.8
\$20,000 - \$29,999	105	4.5	95	3.9
\$30,000 - \$39,999	125	5.4	80	3.2
\$40,000 - \$49,999	145	6.2	115	4.7
\$50,000 - \$59,999	220	9.5	160	6.5
\$60,000 - \$69,999	160	6.9	165	6.7
\$70,000 - \$79,999	120	5.2	160	6.5
\$80,000 - \$89,999	145	6.2	140	5.7
\$90,000 - \$99,999	150	6.5	115	4.7
\$100,000 and over	1,015	43.7	1,365	55.4
Average family income - \$	113,954		185,039	
Median family income - \$	92,602		111,559	

Household: Refers to a person or a group of persons (other than foreign residents), who occupy the same dwelling and do not have a usual place of residence elsewhere in Canada. It may consist of a family group (census family) with or without other non-family persons, of two or more families sharing a dwelling, of a group of unrelated persons, or of one person living alone. Household members who are temporarily absent on Census Day (e.g. temporary residents elsewhere) are considered as part of their usual household. For census purposes, every person is a member of one and only one household.

Census Family: Refers to a married couple (with or without children of either or both spouses), a couple living common-law (with or without children of either or both partners) or a lone parent of any marital status, with at least one child living in the same dwelling. A couple living common-law may be of opposite or same sex. 'Children' in a census family include grandchildren living with their grandparent(s) but with no parents present.

POVERTY	1996	2001	% Chg
Economic families by low income status	2,470	2,540	2.8
Low income	185	100	-45.9
Other	2,290	2,435	6.3
Families %	7	4	-47.4
Unattached individuals by low income status	3,160	3,100	-1.9
Low income	810	525	-35.2
Other	2,350	2,575	9.6
Unattached individuals %	26	17	-33.9
Persons in private households by low income status	10,070	10,255	1.8
Low income	1,255	810	-35.5
Other	8,815	9,445	7.1
All Persons %	12	8	-36.6

Incidence of Low Income, 2001  
Yonge-Eglinton

