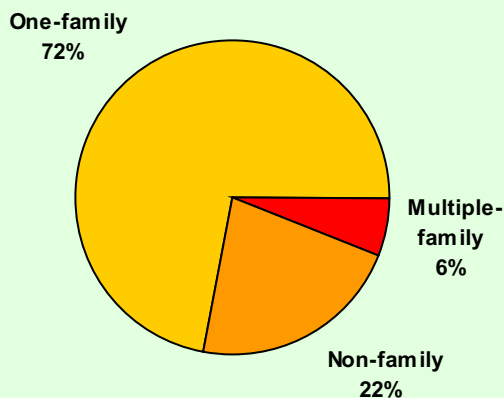


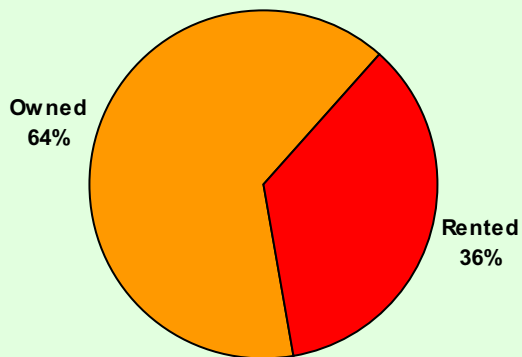
Neighbourhood Change at a Glance: 1996-2001	Num Chg	% Chg
Households	+150	+4.3
Tenant Households	+50	+4.0
Non-Family Households	-25	-3.0
Median Household income	+\$8,465	+23.3
Households with \$30,000 or less	-495	-31.9
Households with \$100,000 or more	+240	+184.6
Families	+215	+7.5
Families with low income	-220	-26.3
Persons	+325	+3.1
Persons with low income	-925	-27.9

Households by Type, 2001
Caledonia-Fairbank



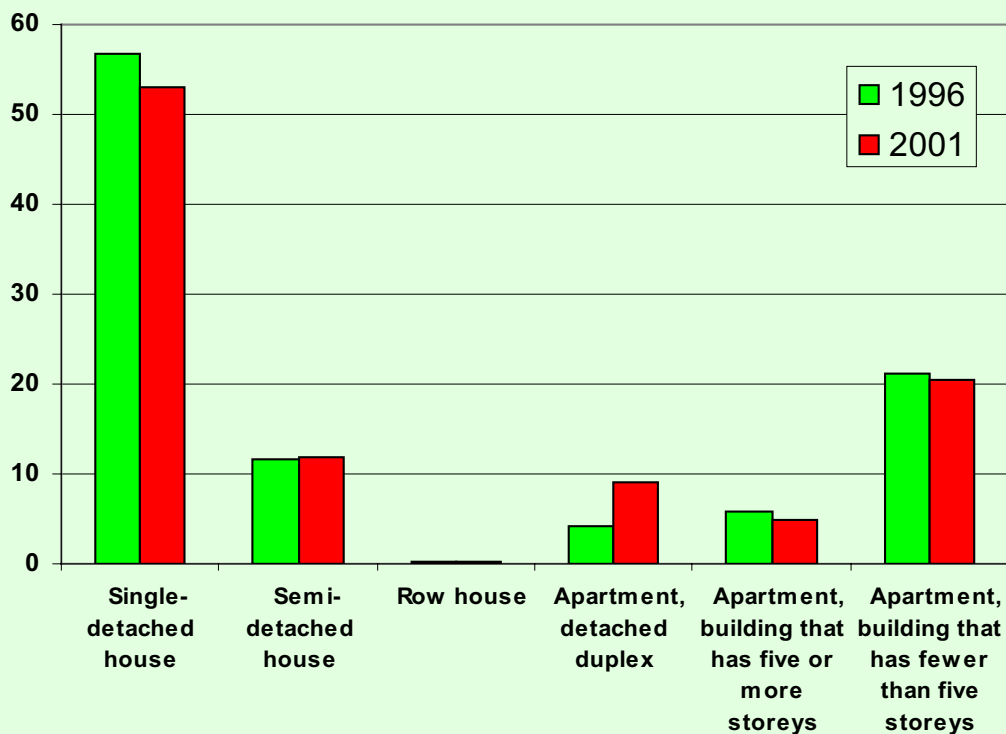
HOUSING	1996		2001	
Indicator	Number	%	Number	%
Private households by type	3,505	100.0	3,655	100.0
One-family	2,525	72.0	2,645	72.3
Multiple-family	165	4.7	210	5.7
Non-family	820	23.4	795	21.7

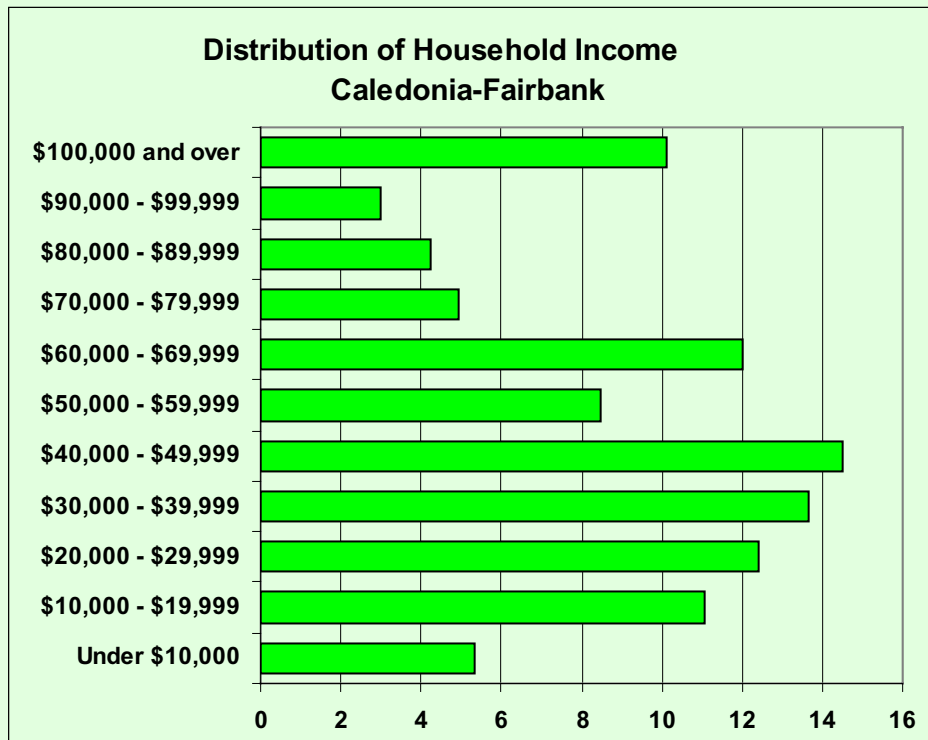
Households by Tenure, 2001
Caledonia-Fairbank



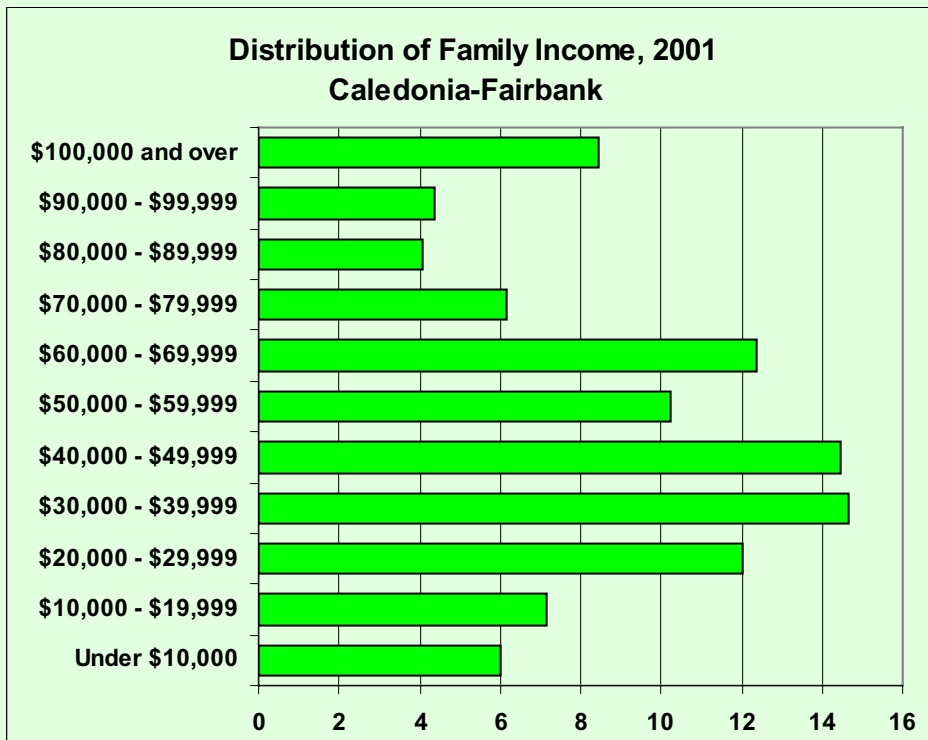
HOUSING Indicator	1996		2001	
	Number	%	Number	%
Occupied private dwellings (20% sample data)	3,505	100.0	3,660	100.0
Owned	2,245	64.1	2,355	64.3
Rented	1,250	35.7	1,300	35.5
Occupied private dwellings by structure type	3,505	100.0	3,655	99.9
Single-detached house	1,985	56.6	1,940	53.0
Semi-detached house	405	11.6	435	11.9
Row house	10	0.3	10	0.3
Apartment, detached duplex	150	4.3	330	9.0
Apartment, building that has five or more storeys	200	5.7	175	4.8
Apartment, building that has fewer than five storeys	745	21.3	750	20.5
Other single-attached house	0	0.0	5	0.1
Movable dwelling	0	0.0	0	0.0

Dwelling Units by Housing Type, 2001
Caledonia-Fairbank





Household: Refers to a person or a group of persons (other than foreign residents), who occupy the same dwelling and do not have a usual place of residence elsewhere in Canada. It may consist of a family group (census family) with or without other non-family persons, of two or more families sharing a dwelling, of a group of unrelated persons, or of one person living alone. Household members who are temporarily absent on Census Day (e.g. temporary residents elsewhere) are considered as part of their usual household. For census purposes, every person is a member of one and only one household.



Census Family: Refers to a married couple (with or without children of either or both spouses), a couple living common-law (with or without children of either or both partners) or a lone parent of any marital status, with at least one child living in the same dwelling. A couple living common-law may be of opposite or same sex. 'Children' in a census family include grandchildren living with their grandparent(s) but with no parents present.

HOUSEHOLD INCOME Indicator	1996		2001	
	Number	%	Number	%
Private households by income	3,505	100.0	3,655	100.0
Under \$10,000	365	10.4	195	5.3
\$10,000 - \$19,999	585	16.7	405	11.1
\$20,000 - \$29,999	600	17.1	455	12.4
\$30,000 - \$39,999	385	11.0	500	13.7
\$40,000 - \$49,999	475	13.6	530	14.5
\$50,000 - \$59,999	365	10.4	310	8.5
\$60,000 - \$69,999	205	5.8	440	12.0
\$70,000 - \$79,999	200	5.7	180	4.9
\$80,000 - \$89,999	135	3.9	155	4.2
\$90,000 - \$99,999	55	1.6	110	3.0
\$100,000 and over	130	3.7	370	10.1
Average household income - \$	40,838		51,776	
Median household income - \$	36,362		44,827	

FAMILY INCOME Indicator	1996		2001	
	Number	%	Number	%
Census families by income	2,860	100.0	3,075	100.0
Under \$10,000	295	10.3	185	6.0
\$10,000 - \$19,999	395	13.8	220	7.2
\$20,000 - \$29,999	450	15.7	370	12.0
\$30,000 - \$39,999	385	13.5	450	14.6
\$40,000 - \$49,999	390	13.6	445	14.5
\$50,000 - \$59,999	345	12.1	315	10.2
\$60,000 - \$69,999	245	8.6	380	12.4
\$70,000 - \$79,999	135	4.7	190	6.2
\$80,000 - \$89,999	100	3.5	125	4.1
\$90,000 - \$99,999	25	0.9	135	4.4
\$100,000 and over	95	3.3	260	8.5
Average family income - \$	41,334		51,534	
Median family income - \$	38,321		46,256	

Household: Refers to a person or a group of persons (other than foreign residents), who occupy the same dwelling and do not have a usual place of residence elsewhere in Canada. It may consist of a family group (census family) with or without other non-family persons, of two or more families sharing a dwelling, of a group of unrelated persons, or of one person living alone. Household members who are temporarily absent on Census Day (e.g. temporary residents elsewhere) are considered as part of their usual household. For census purposes, every person is a member of one and only one household.

Census Family: Refers to a married couple (with or without children of either or both spouses), a couple living common-law (with or without children of either or both partners) or a lone parent of any marital status, with at least one child living in the same dwelling. A couple living common-law may be of opposite or same sex. 'Children' in a census family include grandchildren living with their grandparent(s) but with no parents present.

POVERTY	1996	2001	% Chg
Economic families by low income status	2,765	2,915	5.4
Low income	835	615	-26.3
Other	1,925	2,300	19.5
Families %	30	21	-30.1
Unattached individuals by low income status	970	1,010	4.1
Low income	520	430	-17.3
Other	460	575	25.0
Unattached individuals %	54	43	-20.6
Persons in private households by low income status	10,615	10,940	3.1
Low income	3,310	2,385	-27.9
Other	7,305	8,555	17.1
All Persons %	31	22	-30.1

Incidence of Low Income, 2001
Caledonia-Fairbank

