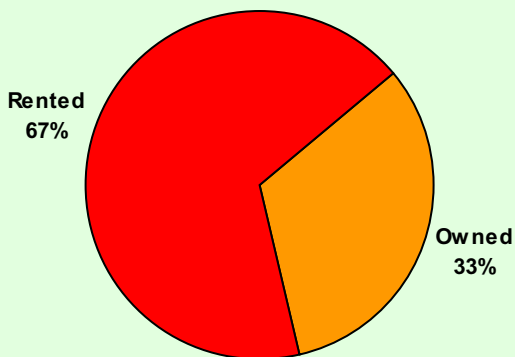
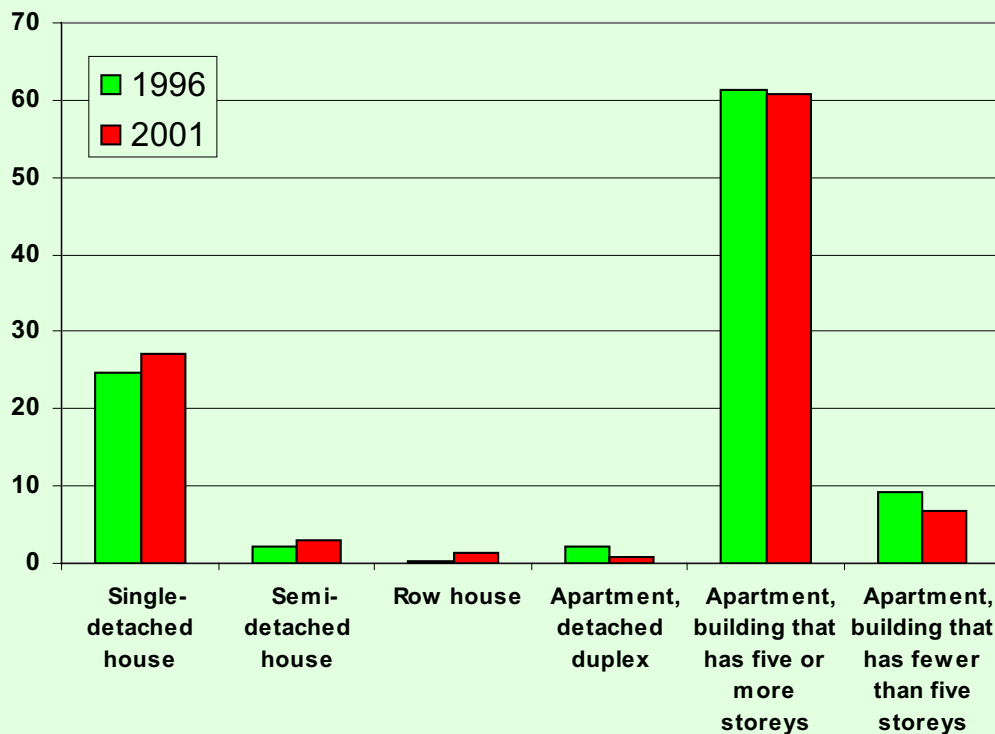


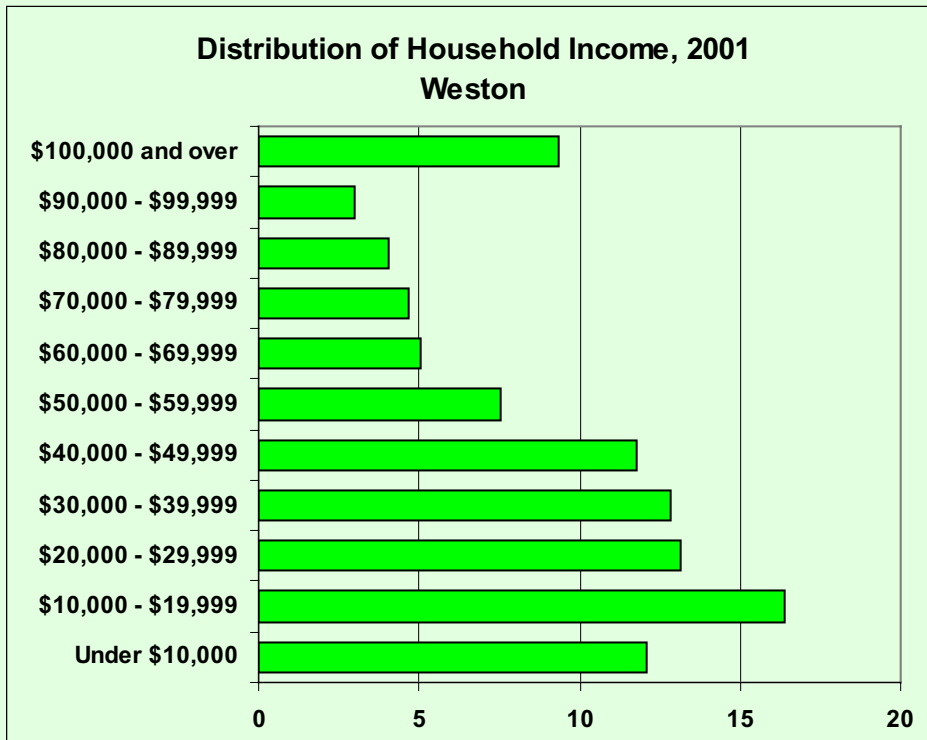
Households by Tenure, 2001
Weston



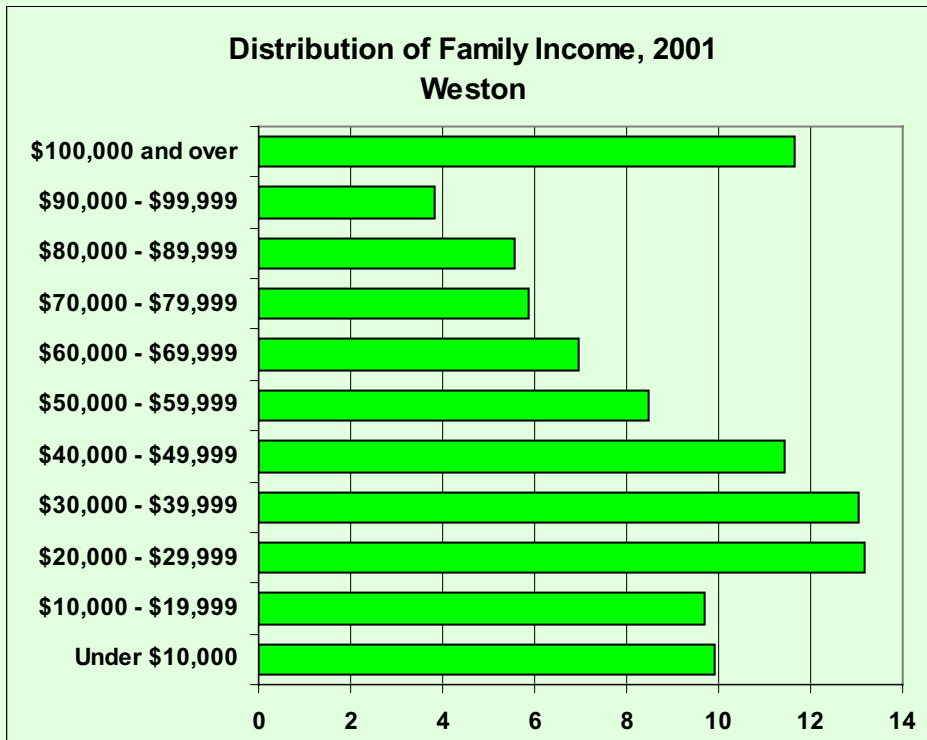
HOUSING Indicator	1996		2001	
	Number	%	Number	%
Occupied private dwellings (20% sample data)	7,115	100.0	7,290	100.0
Owned	2,155	30.3	2,375	32.6
Rented	4,960	69.7	4,915	67.4
Occupied private dwellings by structure type	7,115	100.0	7,285	99.9
Single-detached house	1,755	24.7	1,980	27.2
Semi-detached house	145	2.0	225	3.1
Row house	25	0.4	95	1.3
Apartment, detached duplex	150	2.1	60	0.8
Apartment, building that has five or more storeys	4,365	61.3	4,425	60.7
Apartment, building that has fewer than five storeys	665	9.3	500	6.9
Other single-attached house	10	0.1	5	0.1
Movable dwelling	0	0.0	0	0.0

Dwelling Units by Housing Type, 2001
Weston





Household: Refers to a person or a group of persons (other than foreign residents), who occupy the same dwelling and do not have a usual place of residence elsewhere in Canada. It may consist of a family group (census family) with or without other non-family persons, of two or more families sharing a dwelling, of a group of unrelated persons, or of one person living alone. Household members who are temporarily absent on Census Day (e.g. temporary residents elsewhere) are considered as part of their usual household. For census purposes, every person is a member of one and only one household.



Census Family: Refers to a married couple (with or without children of either or both spouses), a couple living common-law (with or without children of either or both partners) or a lone parent of any marital status, with at least one child living in the same dwelling. A couple living common-law may be of opposite or same sex. 'Children' in a census family include grandchildren living with their grandparent(s) but with no parents present.

HOUSEHOLD INCOME Indicator	1996		2001	
	Number	%	Number	%
Private households by income	7,115	100.0	7,290	100.0
Under \$10,000	945	13.3	880	12.1
\$10,000 - \$19,999	1,505	21.2	1,195	16.4
\$20,000 - \$29,999	980	13.8	960	13.2
\$30,000 - \$39,999	1,050	14.8	935	12.8
\$40,000 - \$49,999	680	9.6	860	11.8
\$50,000 - \$59,999	480	6.7	550	7.5
\$60,000 - \$69,999	415	5.8	370	5.1
\$70,000 - \$79,999	280	3.9	340	4.7
\$80,000 - \$89,999	230	3.2	295	4.0
\$90,000 - \$99,999	185	2.6	220	3.0
\$100,000 and over	350	4.9	680	9.3
Average household income - \$	41,639		49,522	
Median household income - \$	35,070		40,902	

FAMILY INCOME Indicator	1996		2001	
	Number	%	Number	%
Census families by income	4,015	100.0	4,595	100.0
Under \$10,000	460	11.5	455	9.9
\$10,000 - \$19,999	545	13.6	445	9.7
\$20,000 - \$29,999	540	13.4	605	13.2
\$30,000 - \$39,999	595	14.8	600	13.1
\$40,000 - \$49,999	420	10.5	525	11.4
\$50,000 - \$59,999	340	8.5	390	8.5
\$60,000 - \$69,999	300	7.5	320	7.0
\$70,000 - \$79,999	210	5.2	270	5.9
\$80,000 - \$89,999	175	4.4	255	5.5
\$90,000 - \$99,999	140	3.5	175	3.8
\$100,000 and over	270	6.7	535	11.6
Average family income - \$	46,131		53,906	
Median family income - \$	41,291		47,946	

Household: Refers to a person or a group of persons (other than foreign residents), who occupy the same dwelling and do not have a usual place of residence elsewhere in Canada. It may consist of a family group (census family) with or without other non-family persons, of two or more families sharing a dwelling, of a group of unrelated persons, or of one person living alone. Household members who are temporarily absent on Census Day (e.g. temporary residents elsewhere) are considered as part of their usual household. For census purposes, every person is a member of one and only one household.

Census Family: Refers to a married couple (with or without children of either or both spouses), a couple living common-law (with or without children of either or both partners) or a lone parent of any marital status, with at least one child living in the same dwelling. A couple living common-law may be of opposite or same sex. 'Children' in a census family include grandchildren living with their grandparent(s) but with no parents present.

POVERTY	1996	2001	% Chg
Economic families by low income status	4,175	4,515	8.1
Low income	1,240	1,195	-3.6
Other	2,940	3,325	13.1
Families %	30	26	-10.9
Unattached individuals by low income status	3,455	3,295	-4.6
Low income	1,670	1,595	-4.5
Other	1,795	1,700	-5.3
Unattached individuals %	48	48	0.1
Persons in private households by low income status	15,690	17,365	10.7
Low income	5,245	5,410	3.1
Other	10,435	11,945	14.5
All Persons %	33	31	-6.8

Incidence of Low Income, 2001
Weston

