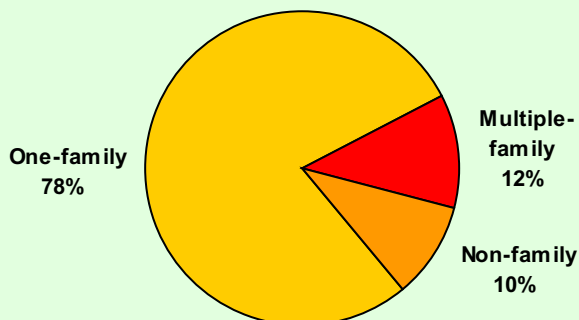


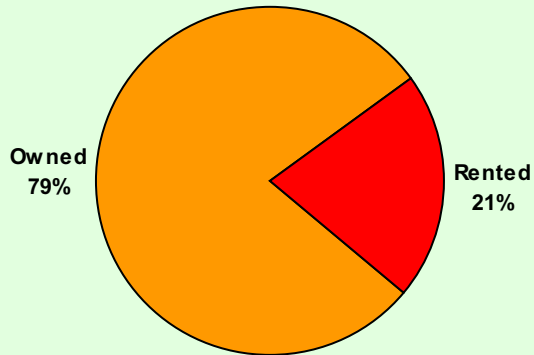
Neighbourhood Change at a Glance: 1996-2001	Num Chg	% Chg
Households	+755	+10.5
Tenant Households	-155	-8.4
Non-Family Households	+95	+14.2
Median Household income	+\$4,438	+8.0
Households with \$30,000 or less	+25	+1.5
Households with \$100,000 or more	+660	+58.9
Families	+905	+12.4
Families with low income	+90	+6.6
Persons	+1,875	+7.0
Persons with low income	-405	-6.5

Households by Type, 2001  
Agincourt North



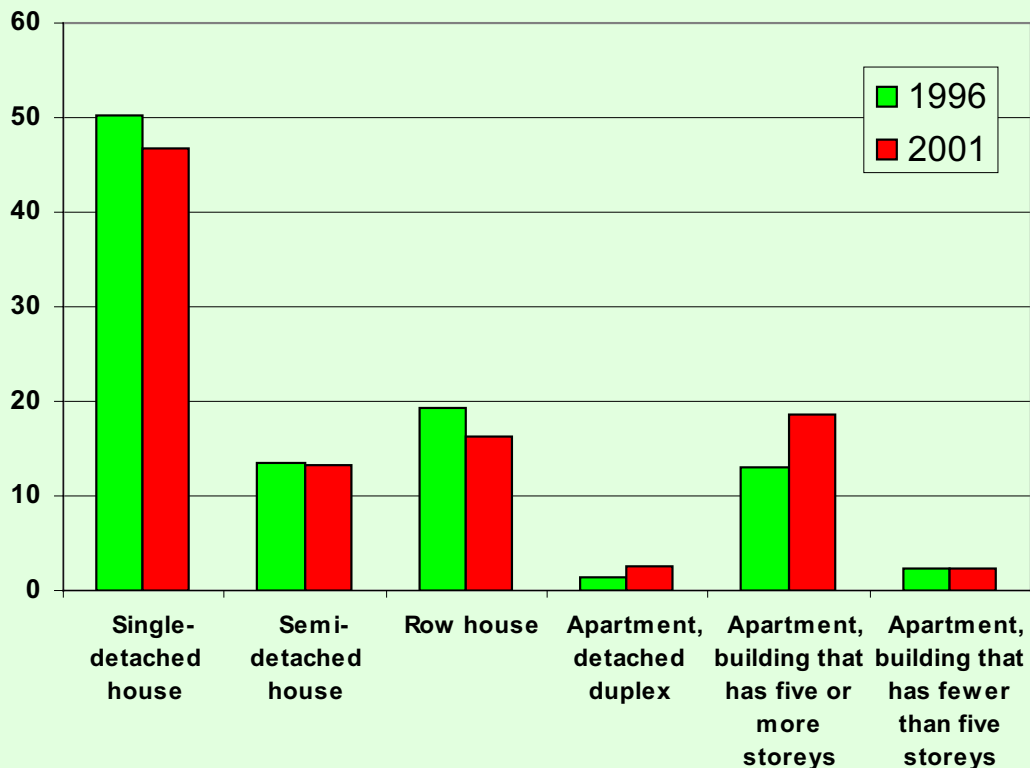
HOUSING Indicator	1996		2001	
	Number	%	Number	%
Private households by type	7,180	100.0	7,935	100.0
One-family	5,765	80.3	6,220	78.4
Multiple-family	750	10.5	940	11.8
Non-family	670	9.3	765	9.6

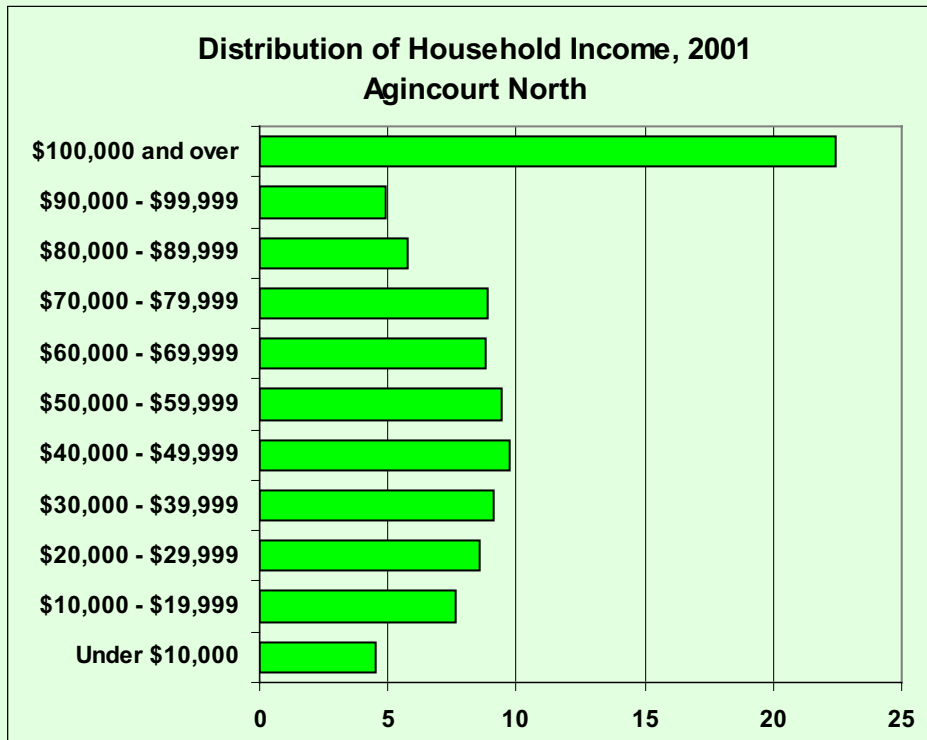
Households by Tenure, 2001  
Agincourt North



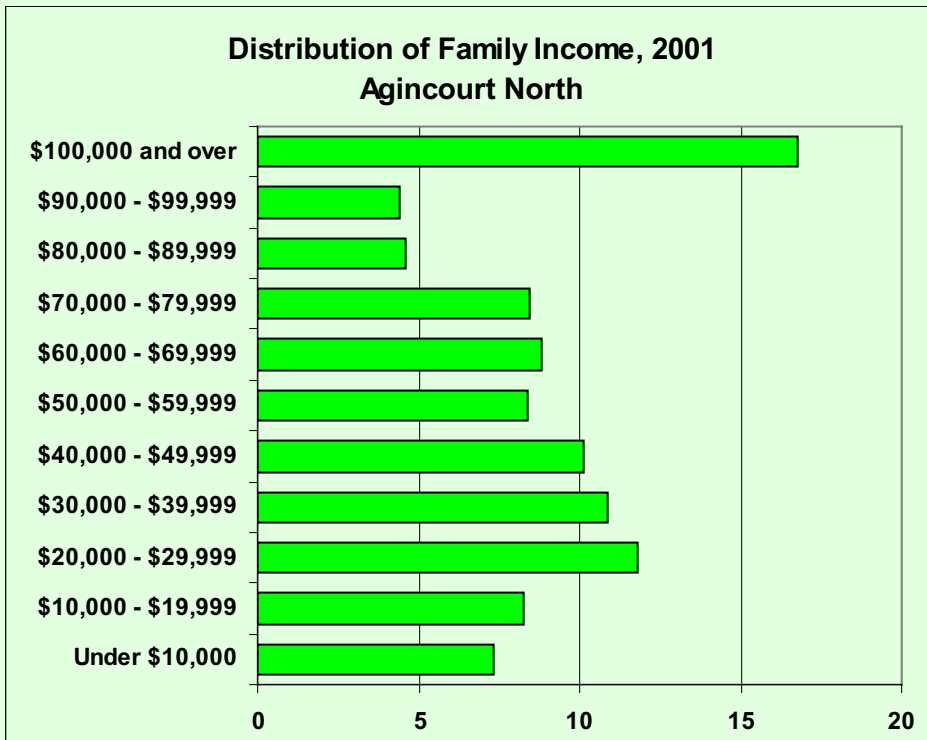
HOUSING Indicator	1996		2001	
	Number	%	Number	%
Occupied private dwellings (20% sample data)	7,175	100.0	7,935	100.0
Owned	5,345	74.5	6,250	78.8
Rented	1,840	25.6	1,685	21.2
Occupied private dwellings by structure type	7,180	100.0	7,940	100.0
Single-detached house	3,610	50.3	3,715	46.8
Semi-detached house	960	13.4	1,055	13.3
Row house	1,385	19.3	1,295	16.3
Apartment, detached duplex	105	1.5	195	2.5
Apartment, building that has five or more storeys	935	13.0	1,480	18.7
Apartment, building that has fewer than five storeys	170	2.4	185	2.3
Other single-attached house	0	0.0	5	0.1
Movable dwelling	0	0.0	0	0.0

Dwelling Units by Housing Type, 2001  
Agincourt North





Household: Refers to a person or a group of persons (other than foreign residents), who occupy the same dwelling and do not have a usual place of residence elsewhere in Canada. It may consist of a family group (census family) with or without other non-family persons, of two or more families sharing a dwelling, of a group of unrelated persons, or of one person living alone. Household members who are temporarily absent on Census Day (e.g. temporary residents elsewhere) are considered as part of their usual household. For census purposes, every person is a member of one and only one household.



Census Family: Refers to a married couple (with or without children of either or both spouses), a couple living common-law (with or without children of either or both partners) or a lone parent of any marital status, with at least one child living in the same dwelling. A couple living common-law may be of opposite or same sex. 'Children' in a census family include grandchildren living with their grandparent(s) but with no parents present.

HOUSEHOLD INCOME	1996		2001	
	Number	%	Number	%
Private households by income	7,185	100.0	7,935	100.0
Under \$10,000	470	6.6	360	4.5
\$10,000 - \$19,999	515	7.2	605	7.6
\$20,000 - \$29,999	635	8.9	680	8.6
\$30,000 - \$39,999	765	10.7	725	9.1
\$40,000 - \$49,999	820	11.4	775	9.8
\$50,000 - \$59,999	705	9.8	745	9.4
\$60,000 - \$69,999	675	9.4	700	8.8
\$70,000 - \$79,999	660	9.2	705	8.9
\$80,000 - \$89,999	445	6.2	460	5.8
\$90,000 - \$99,999	365	5.1	390	4.9
\$100,000 and over	1,120	15.6	1,780	22.4
Average household income - \$	61,855		68,981	
Median household income - \$	55,659		60,098	

FAMILY INCOME	1996		2001	
	Number	%	Number	%
Census families by income	7,325	100.0	8,230	100.0
Under \$10,000	760	10.4	605	7.4
\$10,000 - \$19,999	685	9.4	680	8.3
\$20,000 - \$29,999	640	8.7	970	11.8
\$30,000 - \$39,999	875	11.9	895	10.9
\$40,000 - \$49,999	785	10.7	835	10.1
\$50,000 - \$59,999	685	9.4	690	8.4
\$60,000 - \$69,999	610	8.3	725	8.8
\$70,000 - \$79,999	580	7.9	695	8.4
\$80,000 - \$89,999	435	5.9	380	4.6
\$90,000 - \$99,999	370	5.1	365	4.4
\$100,000 and over	870	11.9	1,380	16.8
Average family income - \$	55,762		60,957	
Median family income - \$	48,822		50,829	

Household: Refers to a person or a group of persons (other than foreign residents), who occupy the same dwelling and do not have a usual place of residence elsewhere in Canada. It may consist of a family group (census family) with or without other non-family persons, of two or more families sharing a dwelling, of a group of unrelated persons, or of one person living alone. Household members who are temporarily absent on Census Day (e.g. temporary residents elsewhere) are considered as part of their usual household. For census purposes, every person is a member of one and only one household.

Census Family: Refers to a married couple (with or without children of either or both spouses), a couple living common-law (with or without children of either or both partners) or a lone parent of any marital status, with at least one child living in the same dwelling. A couple living common-law may be of opposite or same sex. 'Children' in a census family include grandchildren living with their grandparent(s) but with no parents present.

POVERTY	1996	2001	% Chg
Economic families by low income status	6,615	7,385	11.6
Low income	1,370	1,460	6.6
Other	5,260	5,930	12.7
Families %	21	20	-4.5
Unattached individuals by low income status	1,065	1,300	22.1
Low income	585	750	28.2
Other	465	555	19.4
Unattached individuals %	55	58	5.0
Persons in private households by low income status	26,875	28,750	7.0
Low income	6,210	5,805	-6.5
Other	20,650	22,945	11.1
All Persons %	23	20	-12.6

Incidence of Low Income, 2001  
Agincourt North

