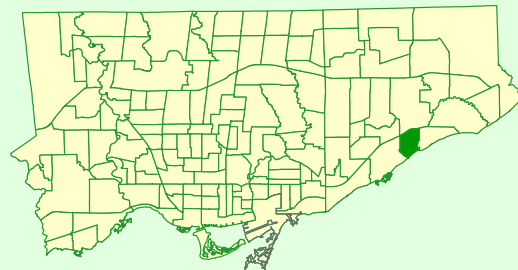


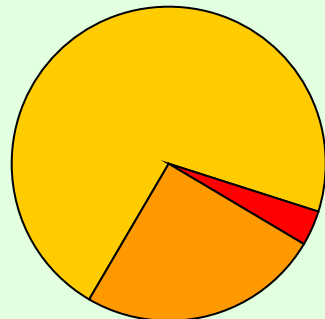
Keymap



Neighbourhood Change at a Glance: 1996-2001	Num Chg	% Chg
Households	+230	+4.2
Tenant Households	+35	+1.0
Non-Family Households	-35	-2.4
Median Household income	+\$9,703	+29.0
Households with \$30,000 or less	-305	-12.2
Households with \$100,000 or more	+250	+68.5
Families	+285	+6.7
Families with low income	-120	-7.8
Persons	+1,195	+7.6
Persons with low income	-85	-1.4

Households by Type, 2001
Scarborough Village

One-family
71%

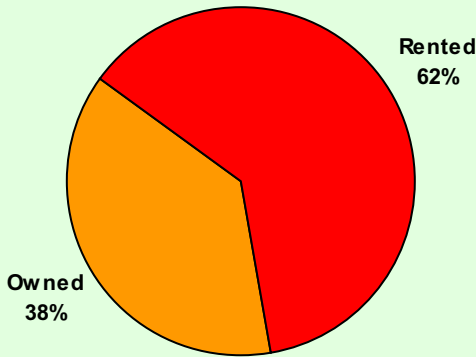


Multiple-family
4%

Non-family
25%

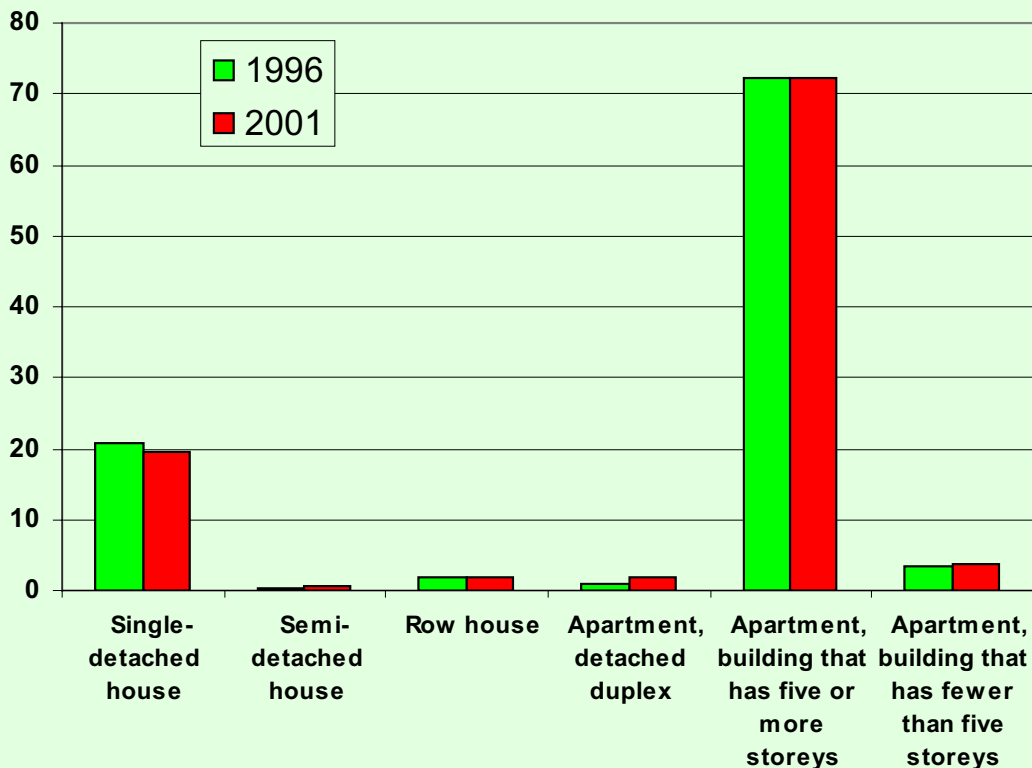
HOUSING Indicator	1996		2001	
	Number	%	Number	%
Private households by type	5,485	100.0	5,715	100.0
One-family	3,870	70.6	4,105	72.0
Multiple-family	170	3.1	205	3.6
Non-family	1,445	26.3	1,410	24.7

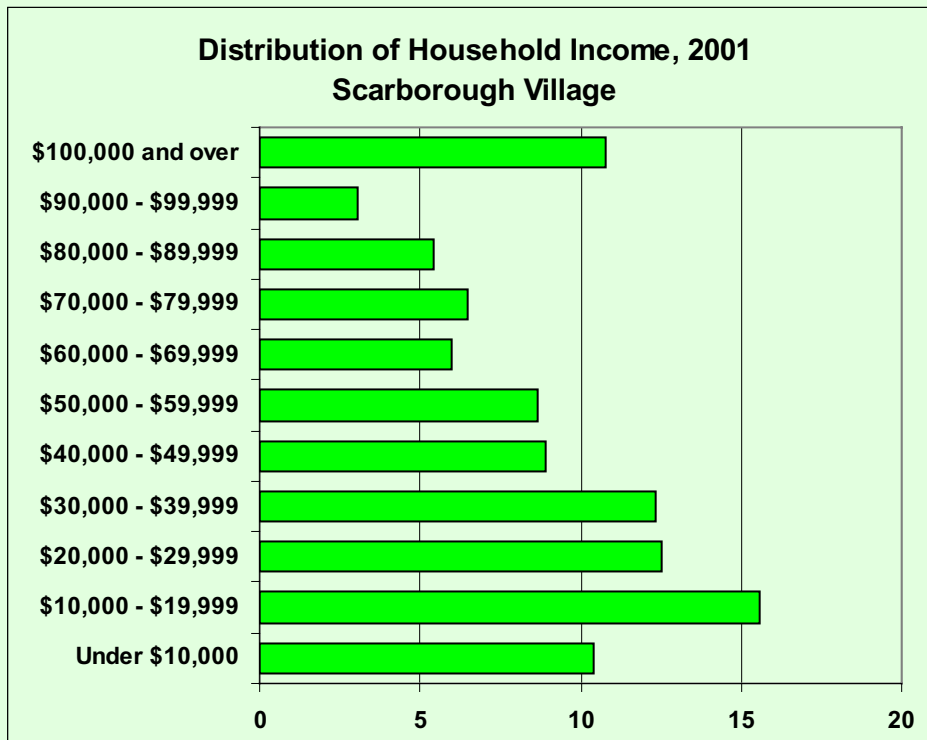
**Households by Tenure, 2001
Scarborough Village**



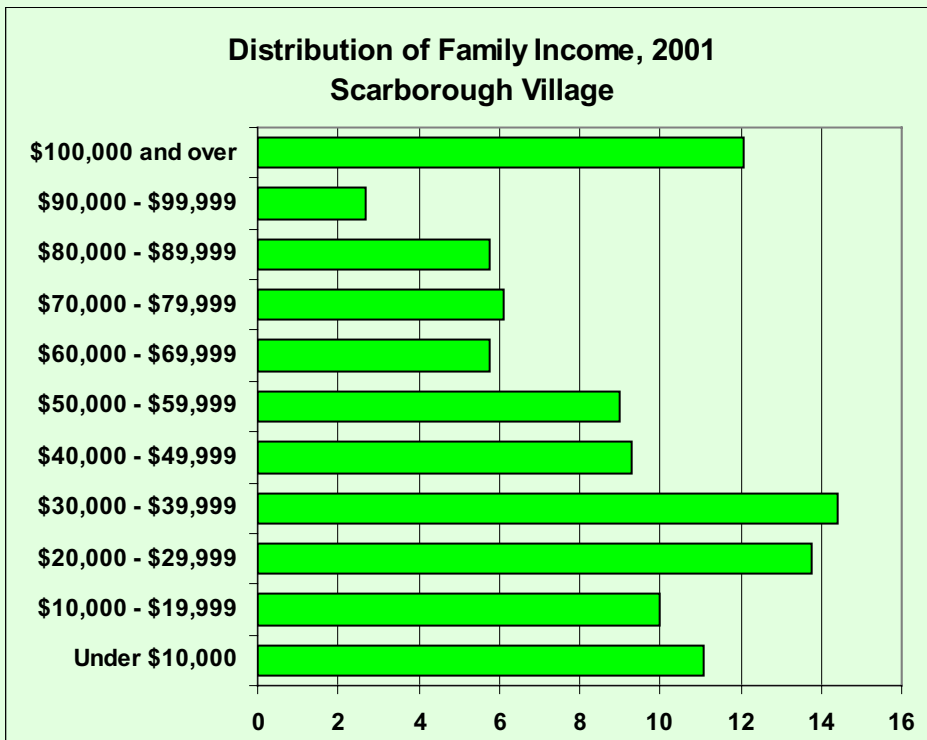
HOUSING Indicator	1996		2001	
	Number	%	Number	%
Occupied private dwellings (20% sample data)	5,485	100.0	5,705	100.0
Owned	1,970	35.9	2,150	37.7
Rented	3,510	64.0	3,545	62.1
Occupied private dwellings by structure type	5,485	100.0	5,710	100.0
Single-detached house	1,135	20.7	1,115	19.5
Semi-detached house	25	0.5	35	0.6
Row house	95	1.7	110	1.9
Apartment, detached duplex	50	0.9	110	1.9
Apartment, building that has five or more storeys	3,965	72.3	4,120	72.2
Apartment, building that has fewer than five storeys	195	3.6	205	3.6
Other single-attached house	10	0.2	0	0.0
Movable dwelling	0	0.0	0	0.0

**Dwelling Units by Housing Type, 2001
Scarborough Village**





Household: Refers to a person or a group of persons (other than foreign residents), who occupy the same dwelling and do not have a usual place of residence elsewhere in Canada. It may consist of a family group (census family) with or without other non-family persons, of two or more families sharing a dwelling, of a group of unrelated persons, or of one person living alone. Household members who are temporarily absent on Census Day (e.g. temporary residents elsewhere) are considered as part of their usual household. For census purposes, every person is a member of one and only one household.



Census Family: Refers to a married couple (with or without children of either or both spouses), a couple living common-law (with or without children of either or both partners) or a lone parent of any marital status, with at least one child living in the same dwelling. A couple living common-law may be of opposite or same sex. 'Children' in a census family include grandchildren living with their grandparent(s) but with no parents present.

HOUSEHOLD INCOME Indicator	1996		2001	
	Number	%	Number	%
Private households by income	5,485	100.0	5,710	100.0
Under \$10,000	690	12.6	595	10.4
\$10,000 - \$19,999	1,025	18.7	890	15.6
\$20,000 - \$29,999	790	14.4	715	12.5
\$30,000 - \$39,999	685	12.5	705	12.4
\$40,000 - \$49,999	535	9.8	510	8.9
\$50,000 - \$59,999	455	8.3	495	8.7
\$60,000 - \$69,999	385	7.0	340	6.0
\$70,000 - \$79,999	240	4.4	370	6.5
\$80,000 - \$89,999	160	2.9	310	5.4
\$90,000 - \$99,999	140	2.6	175	3.1
\$100,000 and over	365	6.7	615	10.8
Average household income - \$	42,899		53,512	
Median household income - \$	33,430		43,133	

FAMILY INCOME Indicator	1996		2001	
	Number	%	Number	%
Census families by income	4,225	100.0	4,510	100.0
Under \$10,000	620	14.7	500	11.1
\$10,000 - \$19,999	605	14.3	450	10.0
\$20,000 - \$29,999	680	16.1	620	13.7
\$30,000 - \$39,999	555	13.1	650	14.4
\$40,000 - \$49,999	400	9.5	420	9.3
\$50,000 - \$59,999	355	8.4	405	9.0
\$60,000 - \$69,999	300	7.1	260	5.8
\$70,000 - \$79,999	170	4.0	275	6.1
\$80,000 - \$89,999	125	3.0	260	5.8
\$90,000 - \$99,999	115	2.7	120	2.7
\$100,000 and over	295	7.0	545	12.1
Average family income - \$	43,816		56,394	
Median family income - \$	33,997		47,184	

Household: Refers to a person or a group of persons (other than foreign residents), who occupy the same dwelling and do not have a usual place of residence elsewhere in Canada. It may consist of a family group (census family) with or without other non-family persons, of two or more families sharing a dwelling, of a group of unrelated persons, or of one person living alone. Household members who are temporarily absent on Census Day (e.g. temporary residents elsewhere) are considered as part of their usual household. For census purposes, every person is a member of one and only one household.

Census Family: Refers to a married couple (with or without children of either or both spouses), a couple living common-law (with or without children of either or both partners) or a lone parent of any marital status, with at least one child living in the same dwelling. A couple living common-law may be of opposite or same sex. 'Children' in a census family include grandchildren living with their grandparent(s) but with no parents present.

POVERTY	1996	2001	% Chg
Economic families by low income status	4,165	4,340	4.2
Low income	1,530	1,410	-7.8
Other	2,625	2,940	12.0
Families %	37	32	-11.6
Unattached individuals by low income status	1,635	1,690	3.4
Low income	820	870	6.1
Other	820	815	-0.6
Unattached individuals %	50	51	2.6
Persons in private households by low income status	15,645	16,840	7.6
Low income	6,160	6,075	-1.4
Other	9,485	10,765	13.5
All Persons %	39	36	-8.4

Incidence of Low Income, 2001 Scarborough Village

