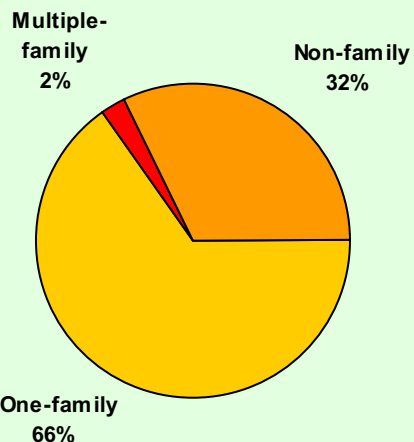


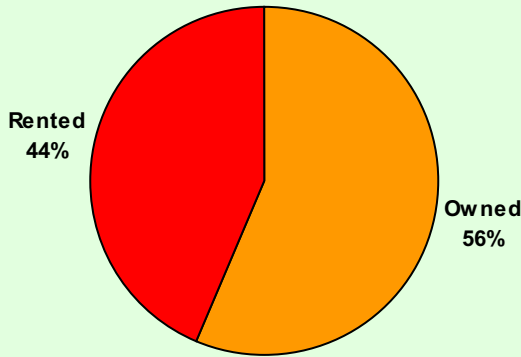
Neighbourhood Change at a Glance: 1996-2001	Num Chg	% Chg
Households	+170	+1.4
Tenant Households	-270	-4.7
Non-Family Households	-40	-1.0
Median Household income	+\$9,722	+21.0
Households with \$30,000 or less	-805	-19.4
Households with \$100,000 or more	+1,190	+90.5
Families	+350	+4.2
Families with low income	-330	-19.7
Persons	+890	+3.0
Persons with low income	-1,070	-15.3

**Households by Type, 2001
Islington-City Centre West**



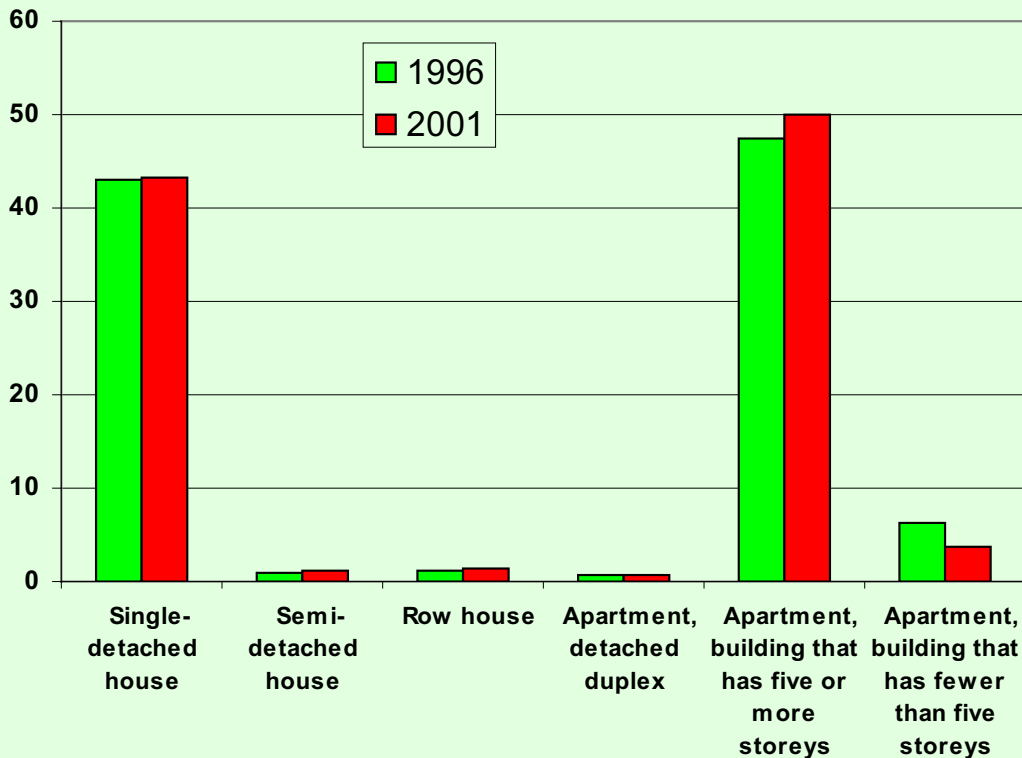
HOUSING Indicator	1996		2001	
	Number	%	Number	%
Private households by type	12,240	100.0	12,410	100.0
One-family	7,990	65.3	8,115	65.4
Multiple-family	190	1.6	285	2.3
Non-family	4,055	33.1	4,015	32.3

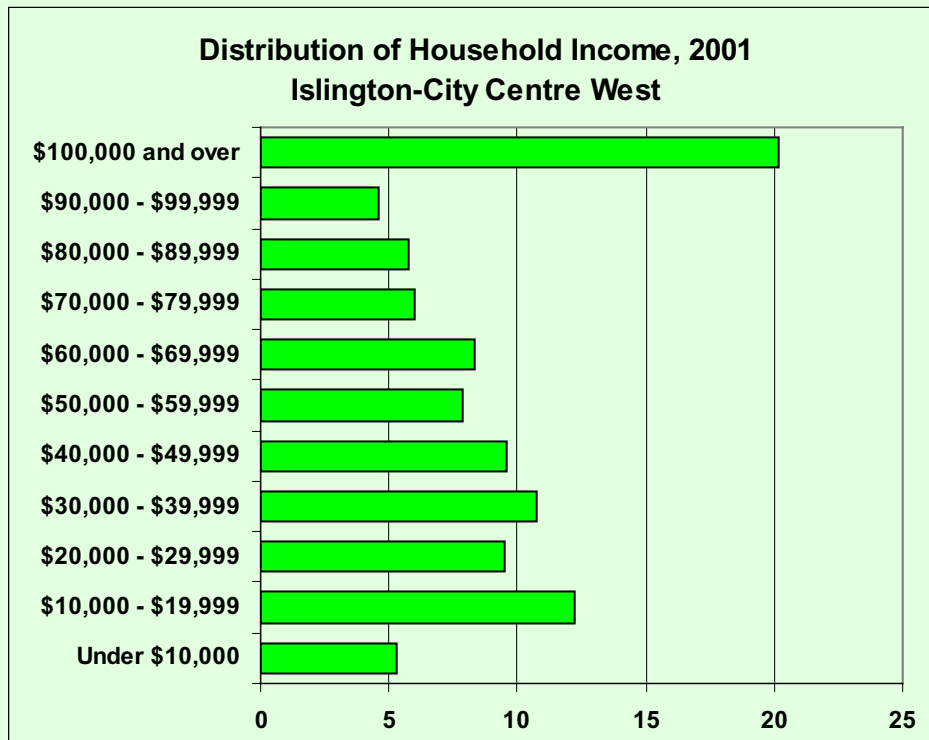
Households by Tenure, 2001
Islington-City Centre West



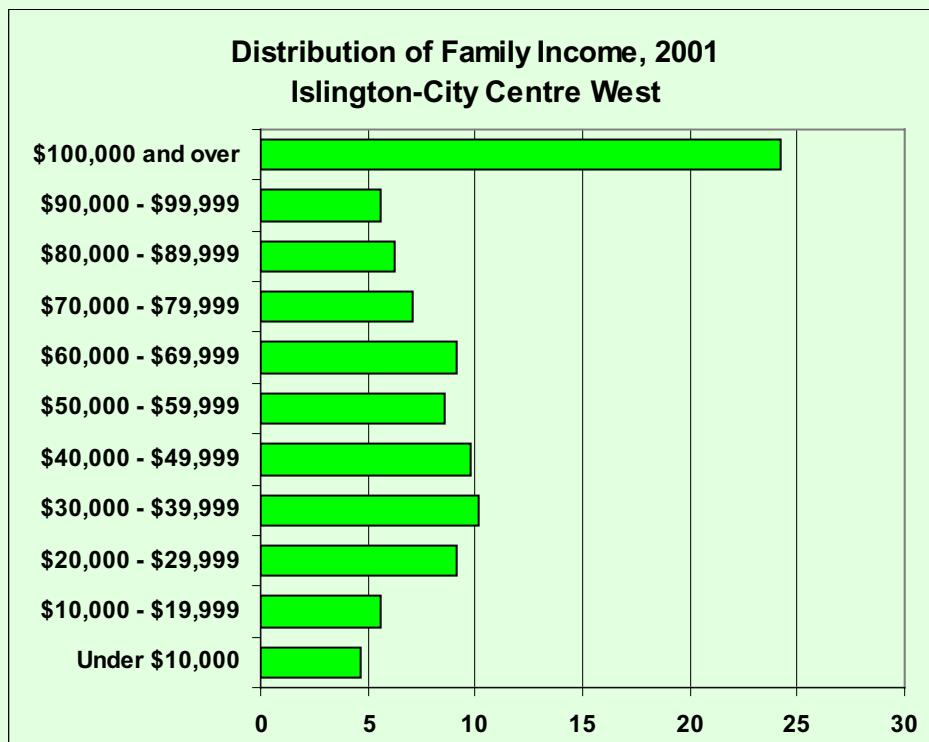
HOUSING Indicator	1996		2001	
	Number	%	Number	%
Occupied private dwellings (20% sample data)	12,240	100.0	12,415	100.0
Owned	6,555	53.6	6,985	56.3
Rented	5,695	46.5	5,425	43.7
Occupied private dwellings by structure type	12,245	100.0	12,420	100.0
Single-detached house	5,275	43.1	5,365	43.2
Semi-detached house	120	1.0	135	1.1
Row house	150	1.2	185	1.5
Apartment, detached duplex	95	0.8	80	0.6
Apartment, building that has five or more storeys	5,810	47.5	6,200	49.9
Apartment, building that has fewer than five storeys	765	6.3	450	3.6
Other single-attached house	15	0.1	5	0.0
Movable dwelling	0	0.0	0	0.0

Dwelling Units by Housing Type, 2001
Islington-City Centre West





Household: Refers to a person or a group of persons (other than foreign residents), who occupy the same dwelling and do not have a usual place of residence elsewhere in Canada. It may consist of a family group (census family) with or without other non-family persons, of two or more families sharing a dwelling, of a group of unrelated persons, or of one person living alone. Household members who are temporarily absent on Census Day (e.g. temporary residents elsewhere) are considered as part of their usual household. For census purposes, every person is a member of one and only one household.



Census Family: Refers to a married couple (with or without children of either or both spouses), a couple living common-law (with or without children of either or both partners) or a lone parent of any marital status, with at least one child living in the same dwelling. A couple living common-law may be of opposite or same sex. 'Children' in a census family include grandchildren living with their grandparent(s) but with no parents present.

HOUSEHOLD INCOME Indicator	1996		2001	
	Number	%	Number	%
Private households by income	12,245	100.0	12,420	100.0
Under \$10,000	885	7.2	655	5.3
\$10,000 - \$19,999	1,745	14.3	1,520	12.2
\$20,000 - \$29,999	1,530	12.5	1,180	9.5
\$30,000 - \$39,999	1,455	11.9	1,330	10.7
\$40,000 - \$49,999	1,350	11.0	1,185	9.5
\$50,000 - \$59,999	1,175	9.6	980	7.9
\$60,000 - \$69,999	1,035	8.5	1,030	8.3
\$70,000 - \$79,999	670	5.5	745	6.0
\$80,000 - \$89,999	605	4.9	720	5.8
\$90,000 - \$99,999	435	3.6	570	4.6
\$100,000 and over	1,315	10.7	2,505	20.2
Average household income - \$	57,435		72,156	
Median household income - \$	46,207		55,929	

FAMILY INCOME Indicator	1996		2001	
	Number	%	Number	%
Census families by income	8,355	100.0	8,705	100.0
Under \$10,000	540	6.5	405	4.7
\$10,000 - \$19,999	725	8.7	485	5.6
\$20,000 - \$29,999	975	11.7	795	9.1
\$30,000 - \$39,999	1,025	12.3	885	10.2
\$40,000 - \$49,999	965	11.5	855	9.8
\$50,000 - \$59,999	850	10.2	745	8.6
\$60,000 - \$69,999	755	9.0	795	9.1
\$70,000 - \$79,999	580	6.9	615	7.1
\$80,000 - \$89,999	495	5.9	545	6.3
\$90,000 - \$99,999	365	4.4	485	5.6
\$100,000 and over	1,070	12.8	2,105	24.2
Average family income - \$	62,167		78,739	
Median family income - \$	50,789		63,491	

Household: Refers to a person or a group of persons (other than foreign residents), who occupy the same dwelling and do not have a usual place of residence elsewhere in Canada. It may consist of a family group (census family) with or without other non-family persons, of two or more families sharing a dwelling, of a group of unrelated persons, or of one person living alone. Household members who are temporarily absent on Census Day (e.g. temporary residents elsewhere) are considered as part of their usual household. For census purposes, every person is a member of one and only one household.

Census Family: Refers to a married couple (with or without children of either or both spouses), a couple living common-law (with or without children of either or both partners) or a lone parent of any marital status, with at least one child living in the same dwelling. A couple living common-law may be of opposite or same sex. 'Children' in a census family include grandchildren living with their grandparent(s) but with no parents present.

POVERTY	1996	2001	% Chg
Economic families by low income status	8,535	8,590	0.6
Low income	1,675	1,345	-19.7
Other	6,850	7,245	5.8
Families %	20	16	-20.2
Unattached individuals by low income status	4,305	4,615	7.2
Low income	1,610	1,745	8.4
Other	2,690	2,875	6.9
Unattached individuals %	37	38	1.1
Persons in private households by low income status	30,005	30,895	3.0
Low income	7,015	5,945	-15.3
Other	23,005	24,970	8.5
All Persons %	23	19	-17.7

Incidence of Low Income, 2001
Islington-City Centre West

