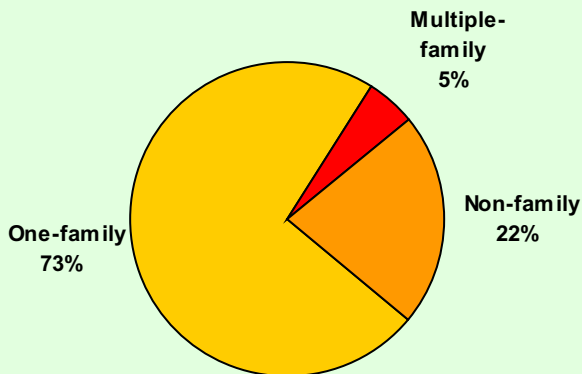


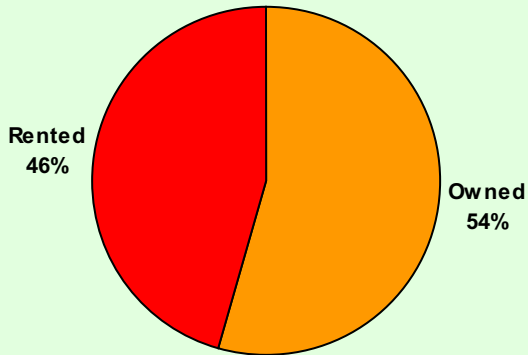
Neighbourhood Change at a Glance: 1996-2001	Num Chg	% Chg
Households	+55	+1.6
Tenant Households	-85	-5.0
Non-Family Households	+55	+7.6
Median Household income	+\$6,610	+17.2
Households with \$30,000 or less	-315	-22.1
Households with \$100,000 or more	+255	+127.5
Families	+35	+1.2
Families with low income	-240	-28.9
Persons	-175	-1.7
Persons with low income	-930	-29.0

Households by Type, 2001
Maple Leaf



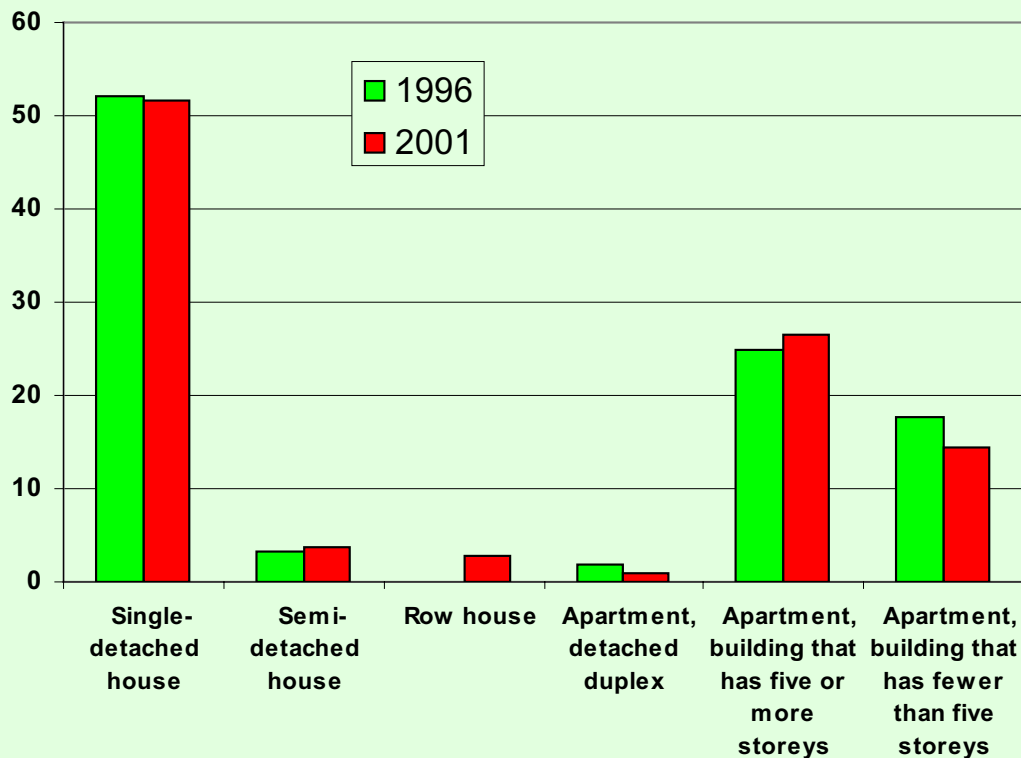
HOUSING Indicator	1996		2001	
	Number	%	Number	%
Private households by type	3,480	100.0	3,535	100.0
One-family	2,585	74.5	2,590	73.3
Multiple-family	160	4.6	180	5.1
Non-family	720	20.7	775	21.9

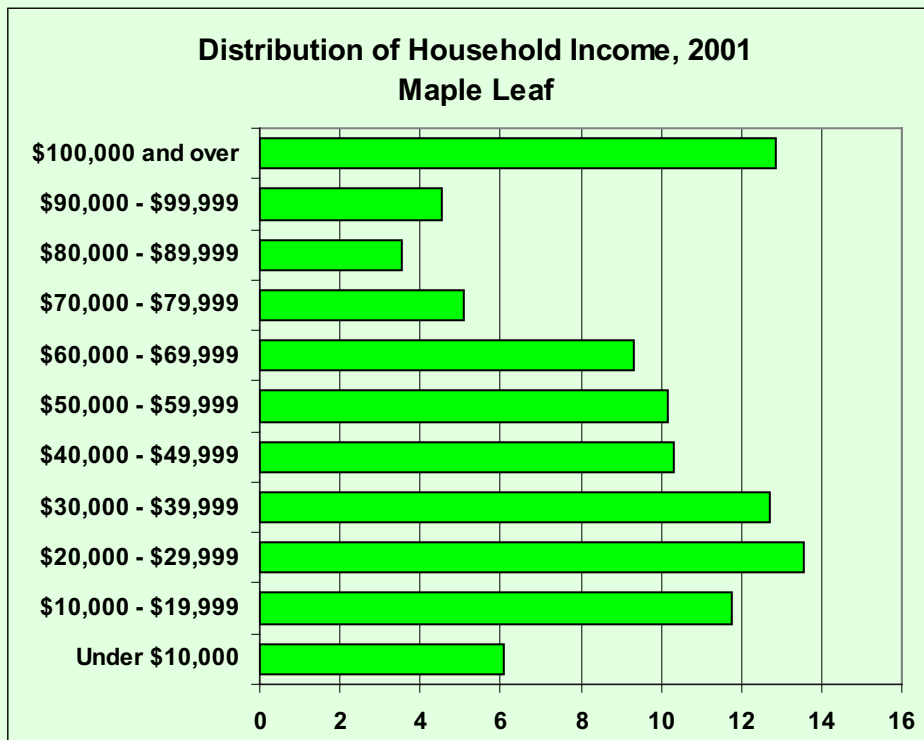
Households by Tenure, 2001
Maple Leaf



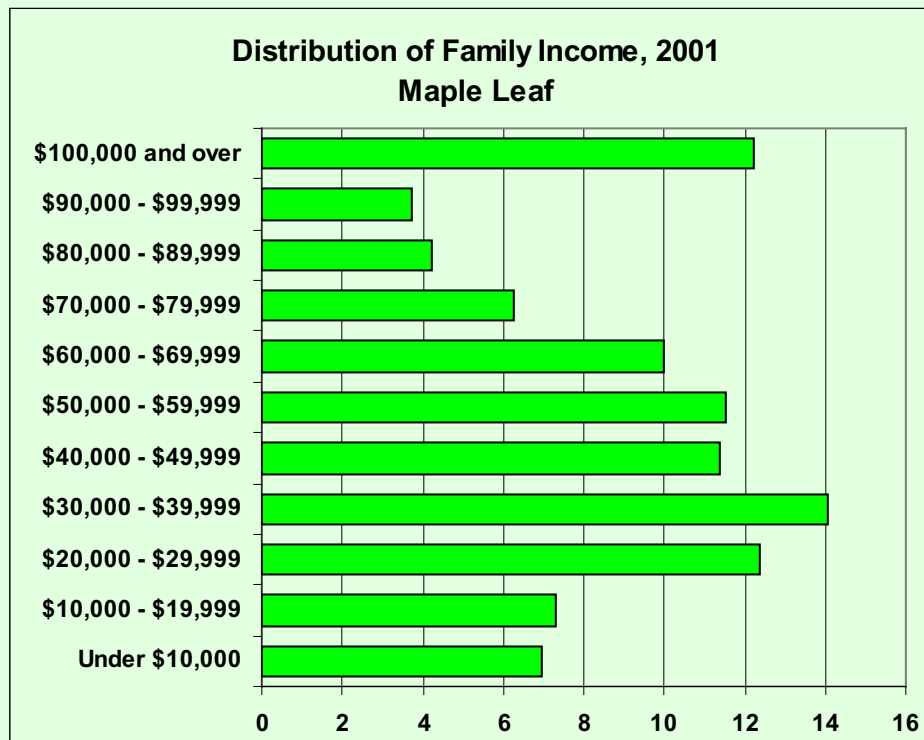
HOUSING Indicator	1996		2001	
	Number	%	Number	%
Occupied private dwellings (20% sample data)	3,470	100.0	3,535	100.0
Owned	1,775	51.2	1,925	54.5
Rented	1,700	49.0	1,615	45.7
Occupied private dwellings by structure type	3,480	100.0	3,545	100.0
Single-detached house	1,805	52.0	1,825	51.6
Semi-detached house	115	3.3	135	3.8
Row house	0	0.0	95	2.7
Apartment, detached duplex	65	1.9	30	0.8
Apartment, building that has five or more storeys	860	24.8	935	26.4
Apartment, building that has fewer than five storeys	615	17.7	510	14.4
Other single-attached house	0	0.0	10	0.3
Movable dwelling	0	0.0	0	0.0

Dwelling Units by Housing Type, 2001
Maple Leaf





Household: Refers to a person or a group of persons (other than foreign residents), who occupy the same dwelling and do not have a usual place of residence elsewhere in Canada. It may consist of a family group (census family) with or without other non-family persons, of two or more families sharing a dwelling, of a group of unrelated persons, or of one person living alone. Household members who are temporarily absent on Census Day (e.g. temporary residents elsewhere) are considered as part of their usual household. For census purposes, every person is a member of one and only one household.



Census Family: Refers to a married couple (with or without children of either or both spouses), a couple living common-law (with or without children of either or both partners) or a lone parent of any marital status, with at least one child living in the same dwelling. A couple living common-law may be of opposite or same sex. 'Children' in a census family include grandchildren living with their grandparent(s) but with no parents present.

HOUSEHOLD INCOME	1996		2001	
	Number	%	Number	%
Private households by income	3,475	100.0	3,540	100.0
Under \$10,000	285	8.2	215	6.1
\$10,000 - \$19,999	505	14.6	415	11.7
\$20,000 - \$29,999	635	18.3	480	13.6
\$30,000 - \$39,999	380	11.0	450	12.7
\$40,000 - \$49,999	430	12.4	365	10.3
\$50,000 - \$59,999	380	11.0	360	10.2
\$60,000 - \$69,999	265	7.6	330	9.3
\$70,000 - \$79,999	140	4.0	180	5.1
\$80,000 - \$89,999	185	5.3	125	3.5
\$90,000 - \$99,999	60	1.7	160	4.5
\$100,000 and over	200	5.8	455	12.9
Average household income - \$	44,798		57,638	
Median household income - \$	38,399		45,009	

FAMILY INCOME	1996		2001	
	Number	%	Number	%
Census families by income	2,915	100.0	2,950	100.0
Under \$10,000	265	9.1	205	6.9
\$10,000 - \$19,999	375	12.9	215	7.3
\$20,000 - \$29,999	530	18.2	365	12.4
\$30,000 - \$39,999	355	12.2	415	14.1
\$40,000 - \$49,999	395	13.6	335	11.4
\$50,000 - \$59,999	295	10.1	340	11.5
\$60,000 - \$69,999	225	7.7	295	10.0
\$70,000 - \$79,999	170	5.8	185	6.3
\$80,000 - \$89,999	135	4.6	125	4.2
\$90,000 - \$99,999	45	1.5	110	3.7
\$100,000 and over	125	4.3	360	12.2
Average family income - \$	43,425		58,952	
Median family income - \$	37,346		48,536	

Household: Refers to a person or a group of persons (other than foreign residents), who occupy the same dwelling and do not have a usual place of residence elsewhere in Canada. It may consist of a family group (census family) with or without other non-family persons, of two or more families sharing a dwelling, of a group of unrelated persons, or of one person living alone. Household members who are temporarily absent on Census Day (e.g. temporary residents elsewhere) are considered as part of their usual household. For census purposes, every person is a member of one and only one household.

Census Family: Refers to a married couple (with or without children of either or both spouses), a couple living common-law (with or without children of either or both partners) or a lone parent of any marital status, with at least one child living in the same dwelling. A couple living common-law may be of opposite or same sex. 'Children' in a census family include grandchildren living with their grandparent(s) but with no parents present.

POVERTY	1996	2001	% Chg
Economic families by low income status	2,850	2,795	-1.9
Low income	830	590	-28.9
Other	2,020	2,205	9.2
Families %	29	21	-27.5
Unattached individuals by low income status	810	905	11.7
Low income	350	365	4.3
Other	460	535	16.3
Unattached individuals %	43	40	-6.7
Persons in private households by low income status	10,210	10,035	-1.7
Low income	3,210	2,280	-29.0
Other	6,990	7,750	10.9
All Persons %	31	23	-27.7

Incidence of Low Income, 2001
Maple Leaf

