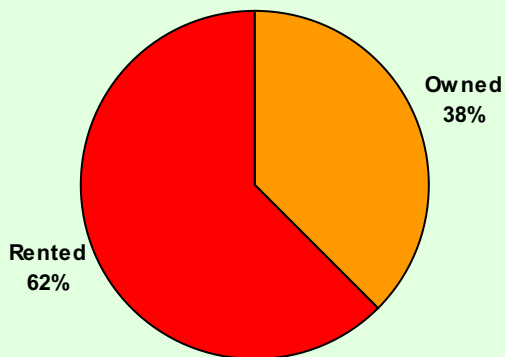
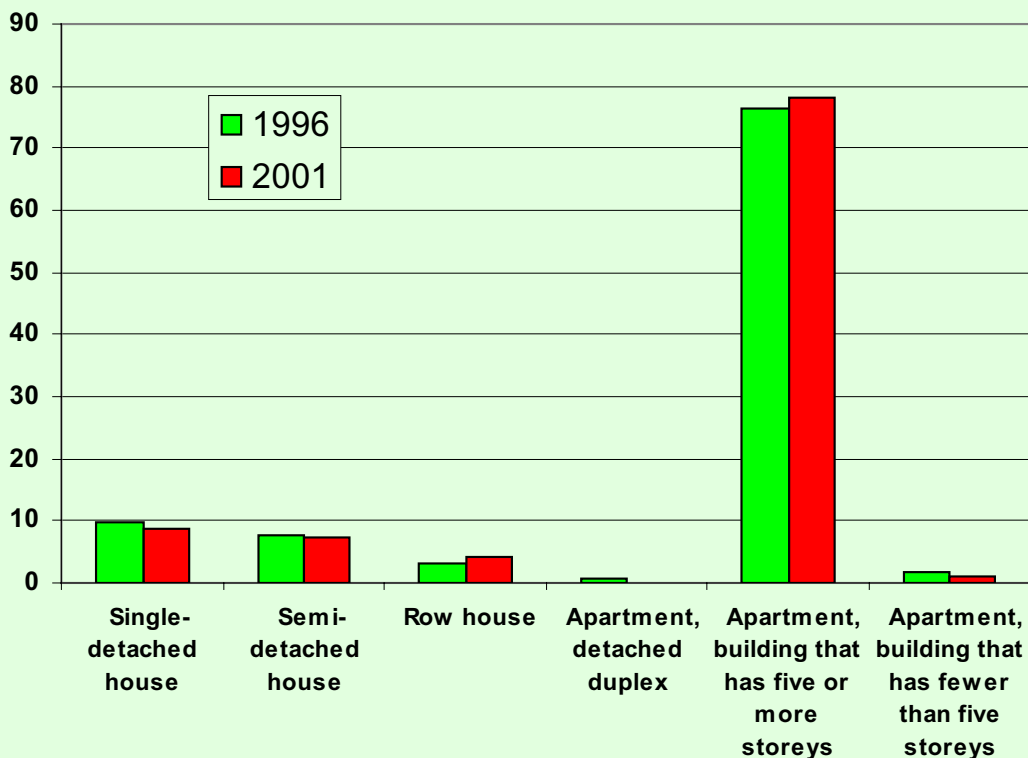


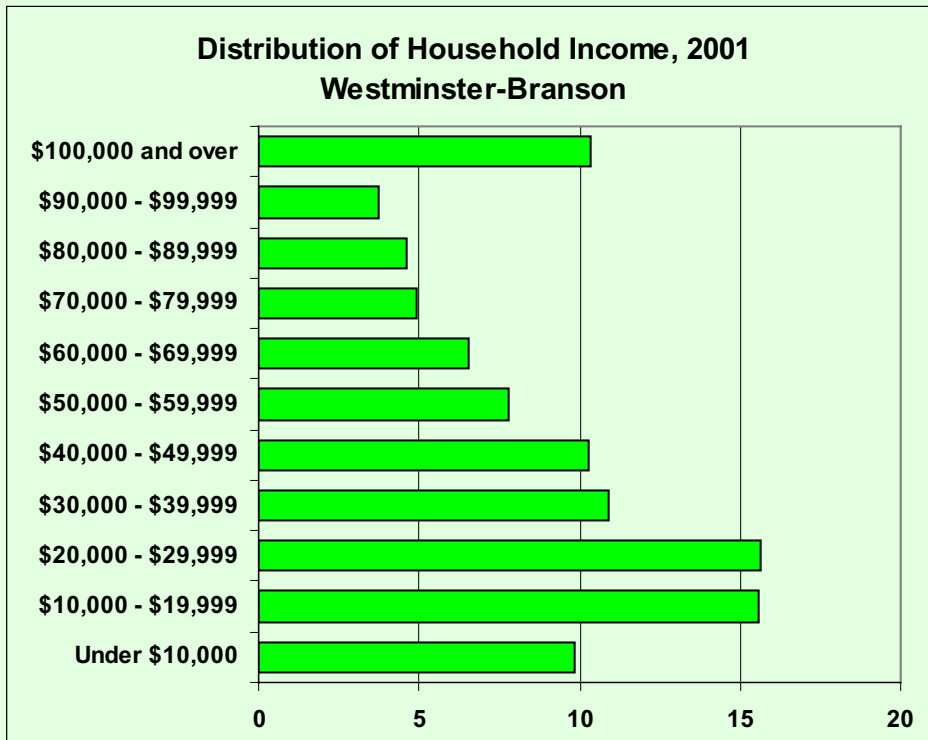
Households by Tenure, 2001
Westminster-Branson



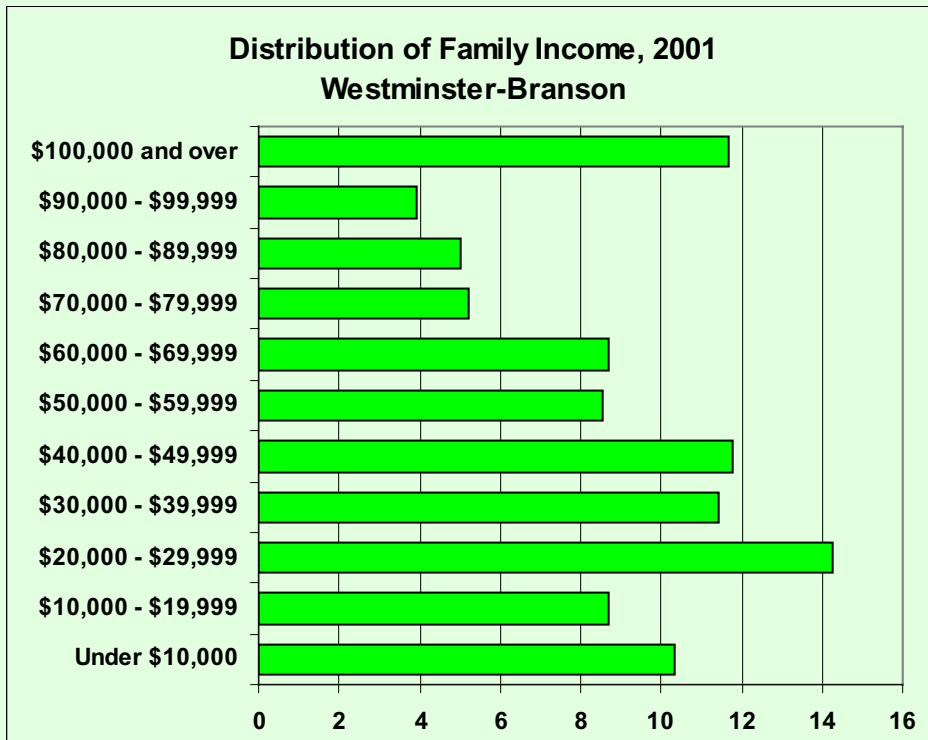
HOUSING Indicator	1996		2001	
	Number	%	Number	%
Occupied private dwellings (20% sample data)	9,920	100.0	9,795	100.0
Owned	3,585	36.1	3,675	37.5
Rented	6,350	64.0	6,110	62.4
Occupied private dwellings by structure type	9,920	100.0	9,785	99.9
Single-detached house	970	9.8	840	8.6
Semi-detached house	775	7.8	720	7.4
Row house	310	3.1	405	4.1
Apartment, detached duplex	75	0.8	10	0.1
Apartment, building that has five or more storeys	7,590	76.5	7,650	78.1
Apartment, building that has fewer than five storeys	170	1.7	115	1.2
Other single-attached house	15	0.2	45	0.5
Movable dwelling	0	0.0	0	0.0

Dwelling Units by Housing Type, 2001
Westminster-Branson





Household: Refers to a person or a group of persons (other than foreign residents), who occupy the same dwelling and do not have a usual place of residence elsewhere in Canada. It may consist of a family group (census family) with or without other non-family persons, of two or more families sharing a dwelling, of a group of unrelated persons, or of one person living alone. Household members who are temporarily absent on Census Day (e.g. temporary residents elsewhere) are considered as part of their usual household. For census purposes, every person is a member of one and only one household.



Census Family: Refers to a married couple (with or without children of either or both spouses), a couple living common-law (with or without children of either or both partners) or a lone parent of any marital status, with at least one child living in the same dwelling. A couple living common-law may be of opposite or same sex. 'Children' in a census family include grandchildren living with their grandparent(s) but with no parents present.

HOUSEHOLD INCOME		1996		2001	
Indicator	Number	%	Number	%	
Private households by income	9,920	100.0	9,800	100.0	
Under \$10,000	1,090	11.0	965	9.9	
\$10,000 - \$19,999	1,990	20.1	1,525	15.6	
\$20,000 - \$29,999	1,565	15.8	1,530	15.6	
\$30,000 - \$39,999	1,205	12.1	1,070	10.9	
\$40,000 - \$49,999	935	9.4	1,005	10.3	
\$50,000 - \$59,999	805	8.1	760	7.8	
\$60,000 - \$69,999	540	5.4	640	6.5	
\$70,000 - \$79,999	455	4.6	485	5.0	
\$80,000 - \$89,999	320	3.2	450	4.6	
\$90,000 - \$99,999	230	2.3	365	3.7	
\$100,000 and over	785	7.9	1,015	10.4	
Average household income - \$	48,007		60,045		
Median household income - \$	37,839		45,429		

FAMILY INCOME		1996		2001	
Indicator	Number	%	Number	%	
Census families by income	7,085	100.0	6,970	100.0	
Under \$10,000	745	10.5	720	10.3	
\$10,000 - \$19,999	1,035	14.6	605	8.7	
\$20,000 - \$29,999	1,150	16.2	995	14.3	
\$30,000 - \$39,999	900	12.7	795	11.4	
\$40,000 - \$49,999	745	10.5	820	11.8	
\$50,000 - \$59,999	635	9.0	595	8.5	
\$60,000 - \$69,999	420	5.9	605	8.7	
\$70,000 - \$79,999	380	5.4	365	5.2	
\$80,000 - \$89,999	225	3.2	350	5.0	
\$90,000 - \$99,999	185	2.6	275	3.9	
\$100,000 and over	655	9.2	815	11.7	
Average family income - \$	49,526		62,951		
Median family income - \$	39,069		50,893		

Household: Refers to a person or a group of persons (other than foreign residents), who occupy the same dwelling, or a residence elsewhere in Canada. It may consist of a family group (census family) with or without other non-family persons, of two or more families sharing a dwelling, of a group of unrelated persons living together, or of persons who are temporarily absent on Census Day (e.g. temporary elsewhere) are considered as part of their usual household. For census purposes, every person is a member of one household and only one household.

Census Family: Refers to a married couple (with or without children of either or both spouses), a couple living with or without a partner (with either or both partners) or a lone parent of any marital status, with at least one child living in the same dwelling. A couple living common-law may be of opposite or same sex. 'Children' in a census family living with their grandparent(s) but with no parents present.

POVERTY	1996	2001	% Chg.
Economic families by low income status	7,015	6,870	-2.1
Low income	2,095	1,880	-10.3
Other	4,915	4,990	1.5
Families %	30	27	-8.4
Unattached individuals by low income status	3,390	3,440	1.5
Low income	1,725	1,620	-6.1
Other	1,655	1,815	9.7
Unattached individuals %	51	47	-7.5
Persons in private households by low income status	24,935	24,510	-1.7
Low income	8,370	7,360	-12.1
Other	16,560	17,140	3.5
All Persons %	34	30	-10.5

Incidence of Low Income, 2001
Westminster-Branson

