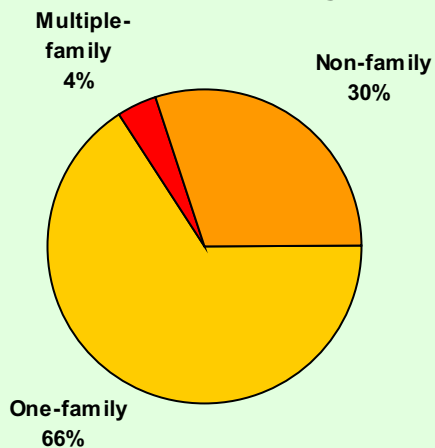


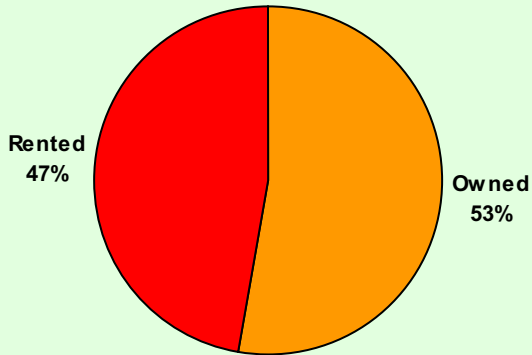
Neighbourhood Change at a Glance: 1996-2001	Num Chg	% Chg
Households	+5	+0.1
Tenant Households	-50	-2.7
Non-Family Households	+20	+1.7
Median Household income	+\$9,228	+21.6
Households with \$30,000 or less	-290	-19.9
Households with \$100,000 or more	+175	+61.4
Families	+90	+3.2
Families with low income	-160	-28.8
Persons	+105	+1.
Persons with low income	-370	-16.

Households by Type, 2001
Rexdale-Kipling



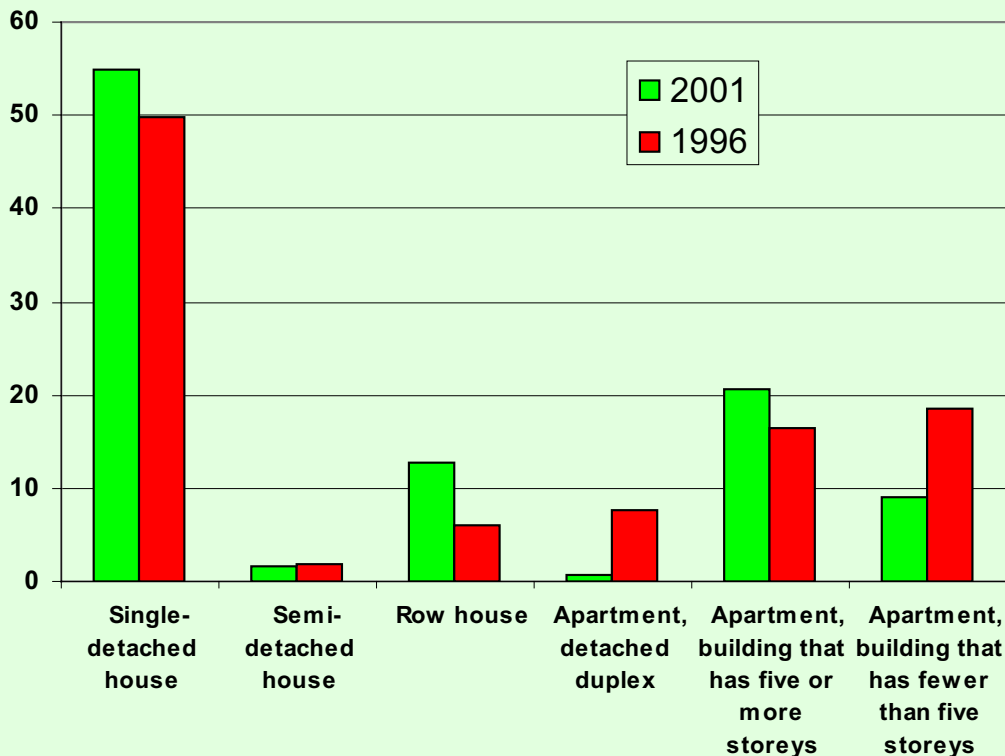
HOUSING Indicator	1996		2001	
	Number	%	Number	%
Private households by type	3,890	100.0	3,895	100.0
One-family	2,680	68.9	2,570	66.0
Multiple-family	60	1.5	165	4.2
Non-family	1,145	29.4	1,165	29.9

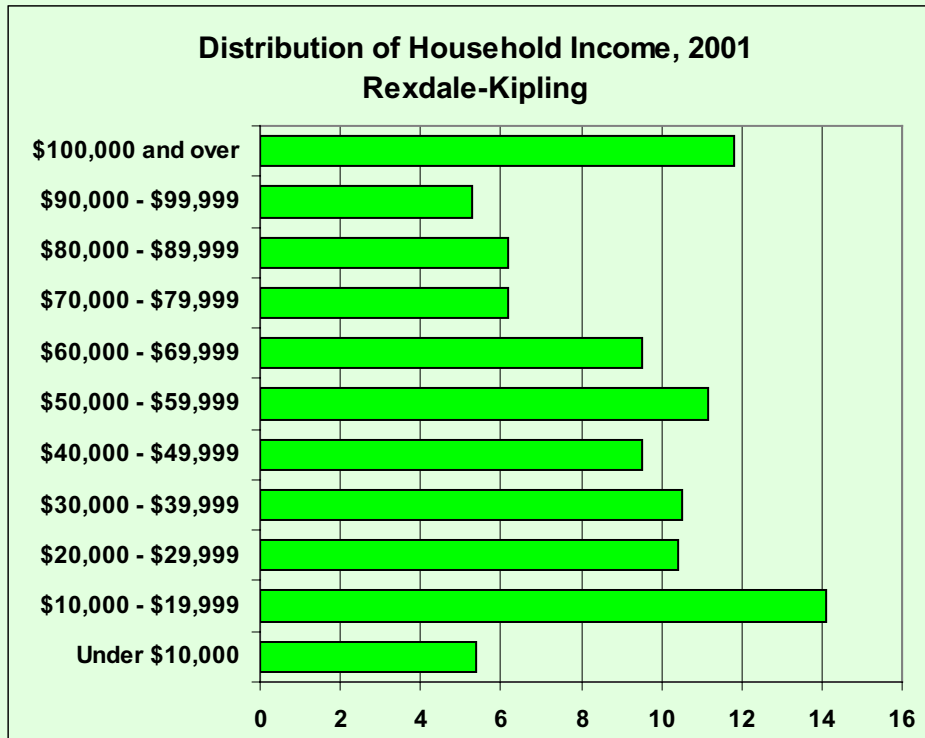
Households by Tenure, 2001
Rexdale-Kipling



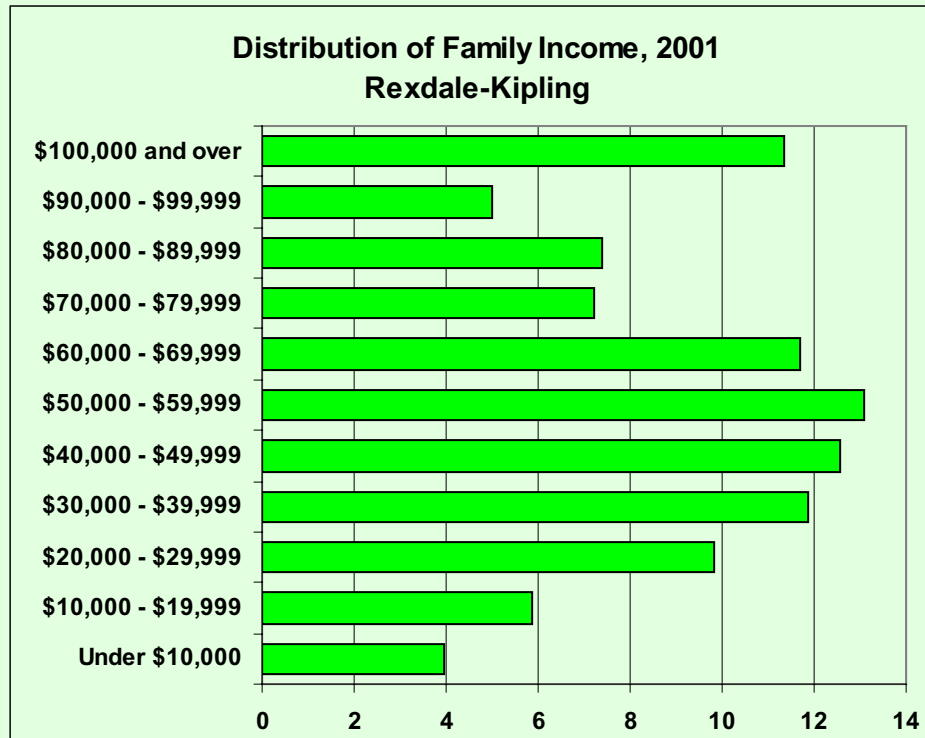
HOUSING Indicator	1996		2001	
	Number	%	Number	%
Occupied private dwellings (20% sample data)	3,890	100.0	3,895	100.0
Owned	2,005	51.5	2,060	52.9
Rented	1,885	48.5	1,835	47.1
Occupied private dwellings by structure type	3,890	100.0	3,895	100.0
Single-detached house	1,935	49.7	2,140	54.9
Semi-detached house	70	1.8	60	1.5
Row house	235	6.0	495	12.7
Apartment, detached duplex	295	7.6	30	0.8
Apartment, building that has five or more storeys	640	16.5	805	20.7
Apartment, building that has fewer than five storeys	720	18.5	355	9.1
Other single-attached house	0	0.0	0	0.0
Movable dwelling	0	0.0	0	0.0

Dwelling Units by Housing Type, 2001
Rexdale-Kipling





Household: Refers to a person or a group of persons (other than foreign residents), who occupy the same dwelling and do not have a usual place of residence elsewhere in Canada. It may consist of a family group (census family) with or without other non-family persons, of two or more families sharing a dwelling, of a group of unrelated persons, or of one person living alone. Household members who are temporarily absent on Census Day (e.g. temporary residents elsewhere) are considered as part of their usual household. For census purposes, every person is a member of one and only one household.



Census Family: Refers to a married couple (with or without children of either or both spouses), a couple living common-law (with or without children of either or both partners) or a lone parent of any marital status, with at least one child living in the same dwelling. A couple living common-law may be of opposite or same sex. 'Children' in a census family include grandchildren living with their grandparent(s) but with no parents present.

HOUSEHOLD INCOME	1996		2001	
	Number	%	Number	%
Private households by income	3,890	100.0	3,900	100.0
Under \$10,000	260	6.7	210	5.4
\$10,000 - \$19,999	710	18.3	550	14.1
\$20,000 - \$29,999	485	12.5	405	10.4
\$30,000 - \$39,999	425	10.9	410	10.5
\$40,000 - \$49,999	470	12.1	370	9.5
\$50,000 - \$59,999	365	9.4	435	11.2
\$60,000 - \$69,999	325	8.4	370	9.5
\$70,000 - \$79,999	220	5.7	240	6.2
\$80,000 - \$89,999	195	5.0	240	6.2
\$90,000 - \$99,999	150	3.9	205	5.3
\$100,000 and over	285	7.3	460	11.8
Average household income - \$	48,293		56,092	
Median household income - \$	42,806		52,034	

FAMILY INCOME	1996		2001	
	Number	%	Number	%
Census families by income	2,815	100.0	2,905	100.0
Under \$10,000	170	6.0	115	4.0
\$10,000 - \$19,999	250	8.9	170	5.9
\$20,000 - \$29,999	330	11.7	285	9.8
\$30,000 - \$39,999	370	13.1	345	11.9
\$40,000 - \$49,999	400	14.2	365	12.6
\$50,000 - \$59,999	340	12.1	380	13.1
\$60,000 - \$69,999	270	9.6	340	11.7
\$70,000 - \$79,999	170	6.0	210	7.2
\$80,000 - \$89,999	215	7.6	215	7.4
\$90,000 - \$99,999	115	4.1	145	5.0
\$100,000 and over	190	6.7	330	11.4
Average family income - \$	53,273		60,338	
Median family income - \$	50,173		55,670	

Household: Refers to a person or a group of persons (other than foreign residents), who occupy the same dwelling and do not have a usual place of residence elsewhere in Canada. It may consist of a family group (census family) with or without other non-family persons, of two or more families sharing a dwelling, of a group of unrelated persons, or of one person living alone. Household members who are temporarily absent on Census Day (e.g. temporary residents elsewhere) are considered as part of their usual household. For census purposes, every person is a member of one and only one household.

Census Family: Refers to a married couple (with or without children of either or both spouses), a couple living common-law (with or without children of either or both partners) or a lone parent of any marital status, with at least one child living in the same dwelling. A couple living common-law may be of opposite or same sex. 'Children' in a census family include grandchildren living with their grandparent(s) but with no parents present.

POVERTY	1996	2001	% Chg
Economic families by low income status	2,875	2,800	-2.6
Low income	555	395	-28.8
Other	2,320	2,400	3.4
Families %	19	14	-26.9
Unattached individuals by low income status	1,170	1,315	12.4
Low income	580	635	9.5
Other	595	685	15.1
Unattached individuals %	50	48	-2.6
Persons in private households by low income status	10,300	10,405	1.0
Low income	2,310	1,940	-16.0
Other	7,985	8,470	6.1
All Persons %	22	19	-16.9

Incidence of Low Income, 2001
Rexdale-Kipling

