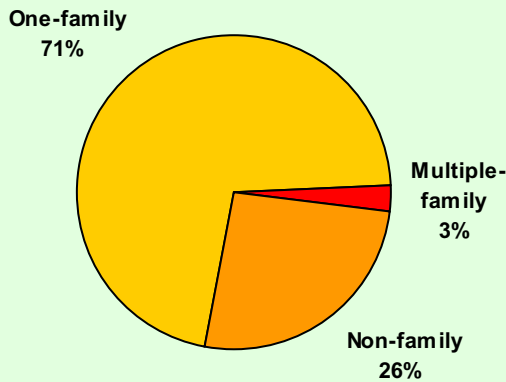


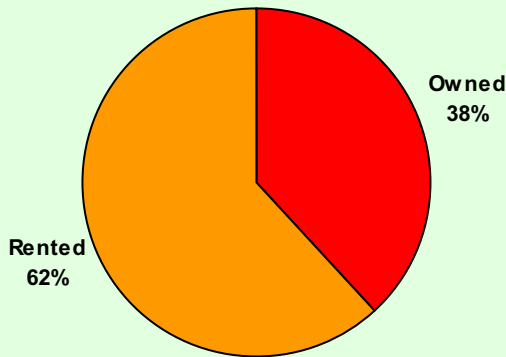
Neighbourhood Change at a Glance: 1996-2001	Num Chg	% Chg
Households	+290	+2.3
Tenant Households	+85	+1.1
Non-Family Households	-165	-4.6
Median Household income	+\$11,892	+25.6
Households with \$30,000 or less	-805	-19.8
Households with \$100,000 or more	+850	+56.1
Families	+550	+5.8
Families with low income	-210	-9.5
Persons	+1,285	+3.7
Persons with low income	-705	-8.

Households by Type, 2001
Parkwoods-Donalda



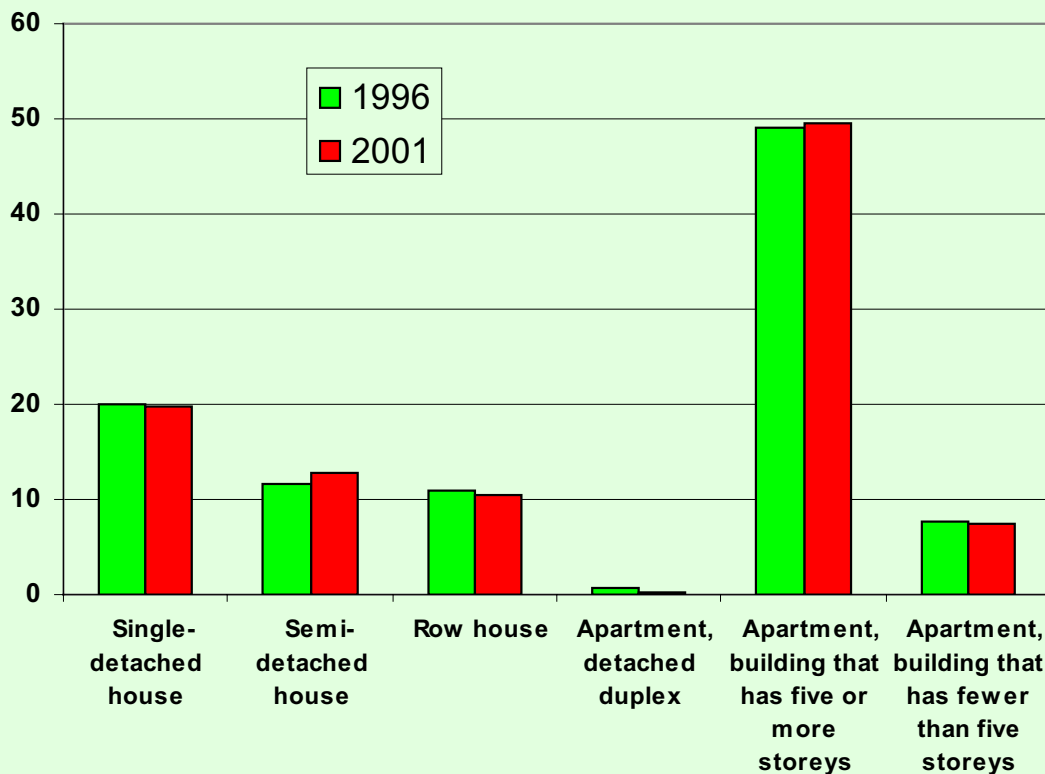
HOUSING Indicator	1996		2001	
	Number	%	Number	%
Private households by type	12,875	99.9	13,165	100.0
One-family	9,090	70.5	9,415	71.5
Multiple-family	230	1.8	330	2.5
Non-family	3,555	27.6	3,390	25.8

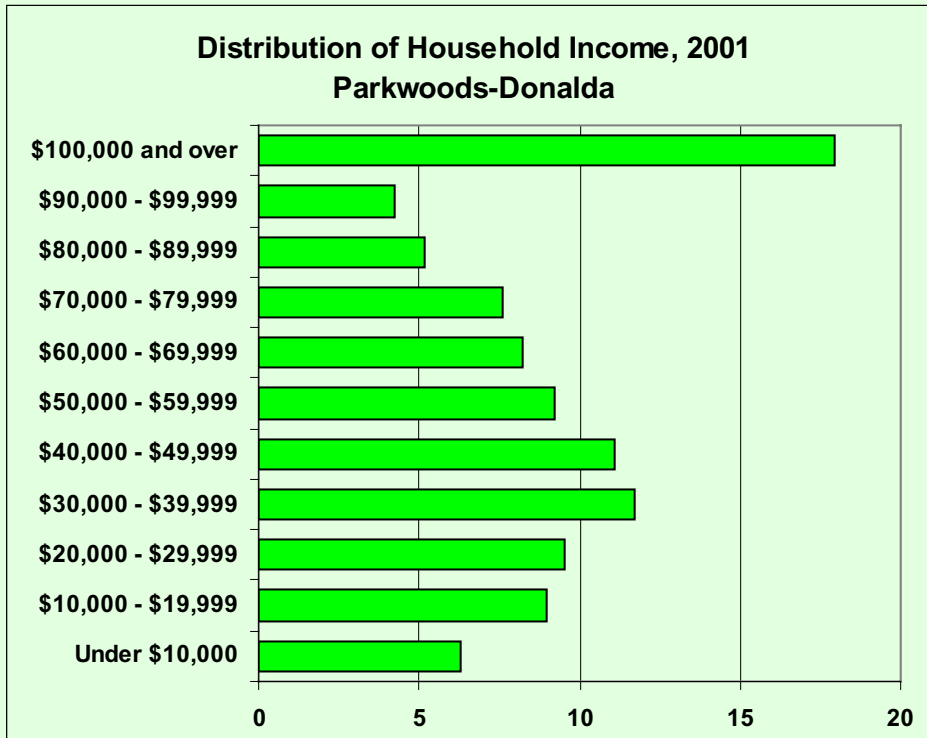
Households by Tenure, 2001
Parkwoods-Donalda



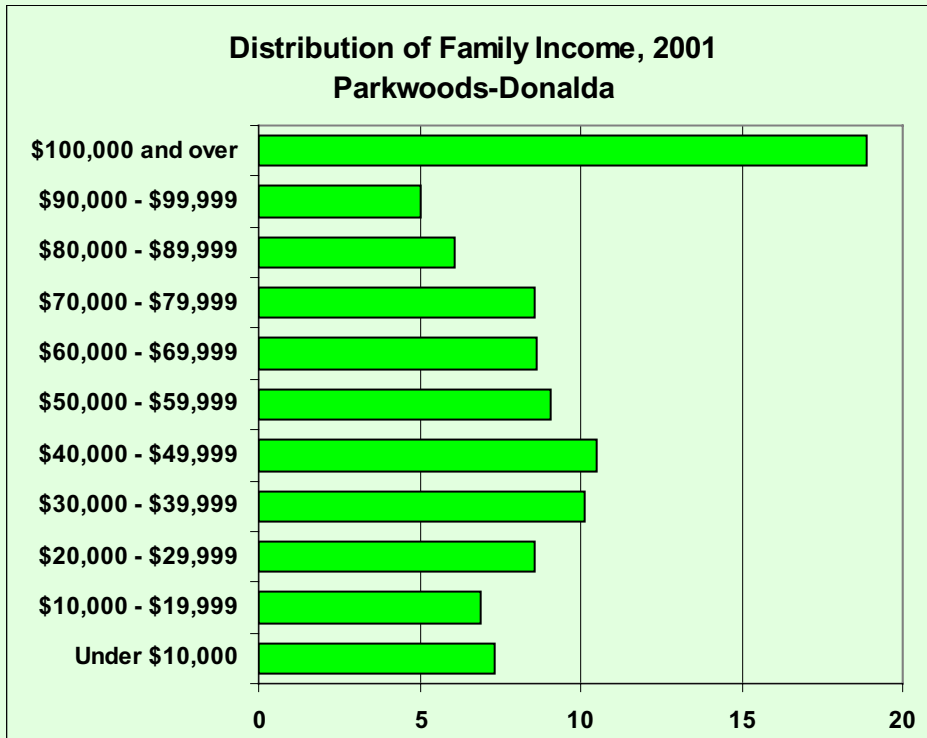
HOUSING Indicator	1996		2001	
	Number	%	Number	%
Occupied private dwellings (20% sample data)	12,885	100.0	13,165	100.0
Owned	4,795	37.2	4,995	37.9
Rented	8,085	62.7	8,170	62.1
Occupied private dwellings by structure type	12,885	100.0	13,170	100.0
Single-detached house	2,590	20.1	2,605	19.8
Semi-detached house	1,490	11.6	1,675	12.7
Row house	1,405	10.9	1,385	10.5
Apartment, detached duplex	85	0.7	40	0.3
Apartment, building that has five or more storeys	6,325	49.1	6,510	49.4
Apartment, building that has fewer than five storeys	975	7.6	970	7.4
Other single-attached house	0	0.0	0	0.0
Movable dwelling	0	0.0	0	0.0

Dwelling Units by Housing Type, 2001
Parkwoods-Donalda





Household: Refers to a person or a group of persons (other than foreign residents), who occupy the same dwelling and do not have a usual place of residence elsewhere in Canada. It may consist of a family group (census family) with or without other non-family persons, of two or more families sharing a dwelling, of a group of unrelated persons, or of one person living alone. Household members who are temporarily absent on Census Day (e.g. temporary residents elsewhere) are considered as part of their usual household. For census purposes, every person is a member of one and only one household.



Census Family: Refers to a married couple (with or without children of either or both spouses), a couple living common-law (with or without children of either or both partners) or a lone parent of any marital status, with at least one child living in the same dwelling. A couple living common-law may be of opposite or same sex. 'Children' in a census family include grandchildren living with their grandparent(s) but with no parents present.

HOUSEHOLD INCOME Indicator	1996		2001	
	Number	%	Number	%
Private households by income	12,875	99.9	13,165	100.0
Under \$10,000	880	6.8	825	6.3
\$10,000 - \$19,999	1,450	11.3	1,185	9.0
\$20,000 - \$29,999	1,740	13.5	1,255	9.5
\$30,000 - \$39,999	1,710	13.3	1,540	11.7
\$40,000 - \$49,999	1,470	11.4	1,460	11.1
\$50,000 - \$59,999	1,310	10.2	1,210	9.2
\$60,000 - \$69,999	1,060	8.2	1,085	8.2
\$70,000 - \$79,999	750	5.8	1,000	7.6
\$80,000 - \$89,999	570	4.4	680	5.2
\$90,000 - \$99,999	395	3.1	555	4.2
\$100,000 and over	1,515	11.8	2,365	18.0
Average household income - \$	56,951		71,458	
Median household income - \$	46,415		58,307	

FAMILY INCOME Indicator	1996		2001	
	Number	%	Number	%
Census families by income	9,565	100.0	10,115	100.0
Under \$10,000	755	7.9	740	7.3
\$10,000 - \$19,999	880	9.2	700	6.9
\$20,000 - \$29,999	1,215	12.7	870	8.6
\$30,000 - \$39,999	1,155	12.1	1,025	10.1
\$40,000 - \$49,999	1,030	10.8	1,060	10.5
\$50,000 - \$59,999	1,005	10.5	920	9.1
\$60,000 - \$69,999	895	9.4	875	8.7
\$70,000 - \$79,999	550	5.8	870	8.6
\$80,000 - \$89,999	465	4.9	615	6.1
\$90,000 - \$99,999	320	3.3	510	5.0
\$100,000 and over	1,270	13.3	1,910	18.9
Average family income - \$	60,731		74,392	
Median family income - \$	49,691		62,267	

Household: Refers to a person or a group of persons (other than foreign residents), who occupy the same dwelling and do not have a usual place of residence elsewhere in Canada. It may consist of a family group (census family) with or without other non-family persons, of two or more families sharing a dwelling, of a group of unrelated persons, or of one person living alone. Household members who are temporarily absent on Census Day (e.g. temporary residents elsewhere) are considered as part of their usual household. For census purposes, every person is a member of one and only one household.

Census Family: Refers to a married couple (with or without children of either or both spouses), a couple living common-law (with or without children of either or both partners) or a lone parent of any marital status, with at least one child living in the same dwelling. A couple living common-law may be of opposite or same sex. 'Children' in a census family include grandchildren living with their grandparent(s) but with no parents present.

POVERTY	1996	2001	% Chg
Economic families by low income status	9,675	9,975	3.1
Low income	2,205	1,995	-9.5
Other	7,460	7,985	7.0
Families %	23	20	-12.2
Unattached individuals by low income status	4,075	4,170	2.3
Low income	1,180	1,300	10.2
Other	2,895	2,870	-0.9
Unattached individuals %	29	31	7.7
Persons in private households by low income status	34,410	35,695	3.7
Low income	8,840	8,135	-8.0
Other	25,565	27,565	7.8
All Persons %	26	23	-11.3

Incidence of Low Income, 2001
Parkwoods-Donalda

