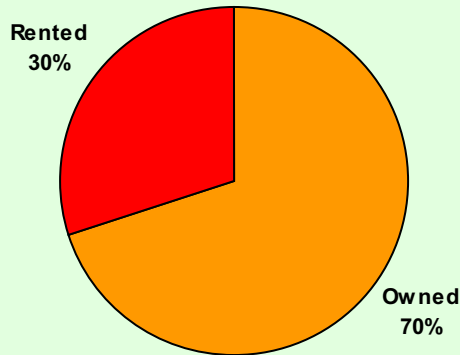
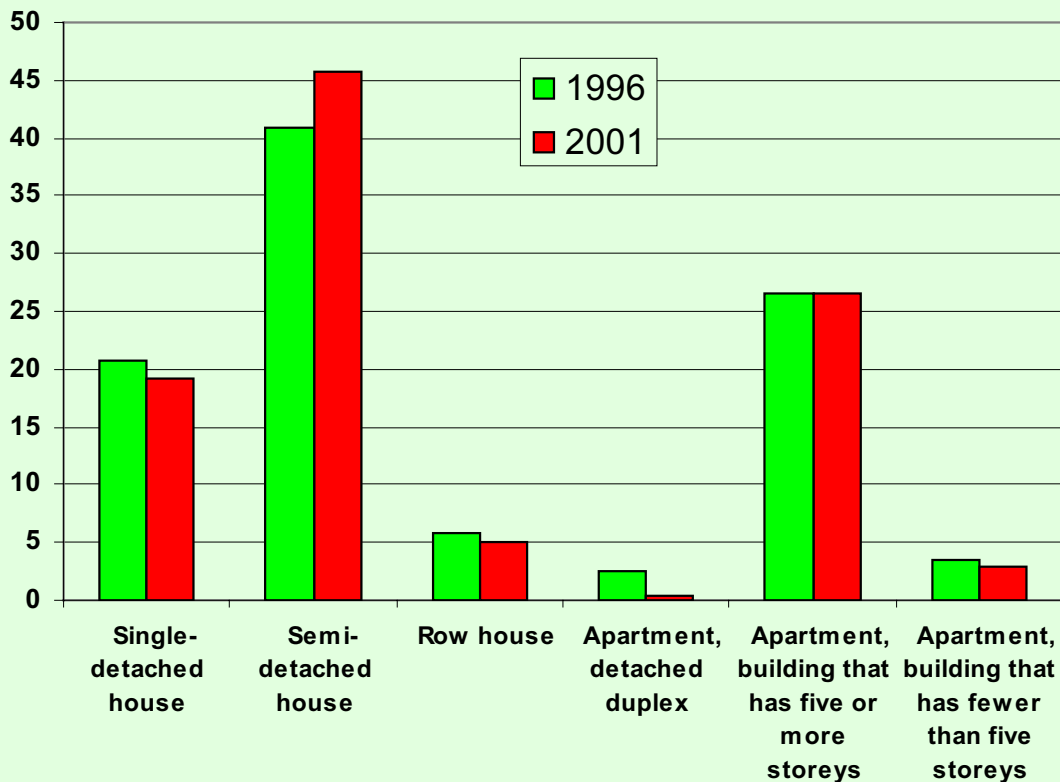


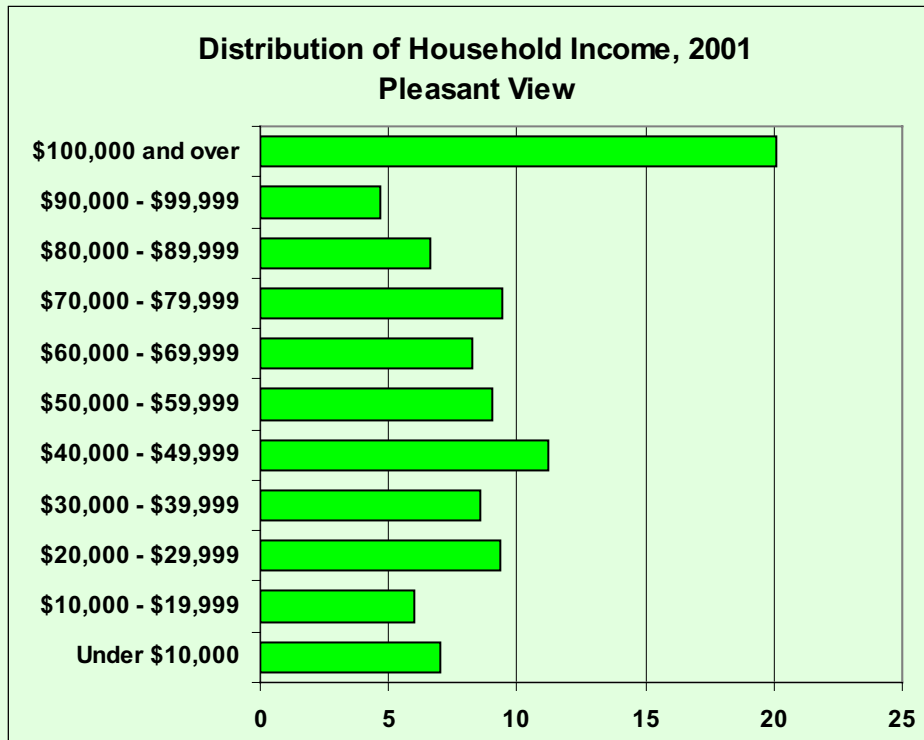
Households by Tenure, 2001
Pleasant View



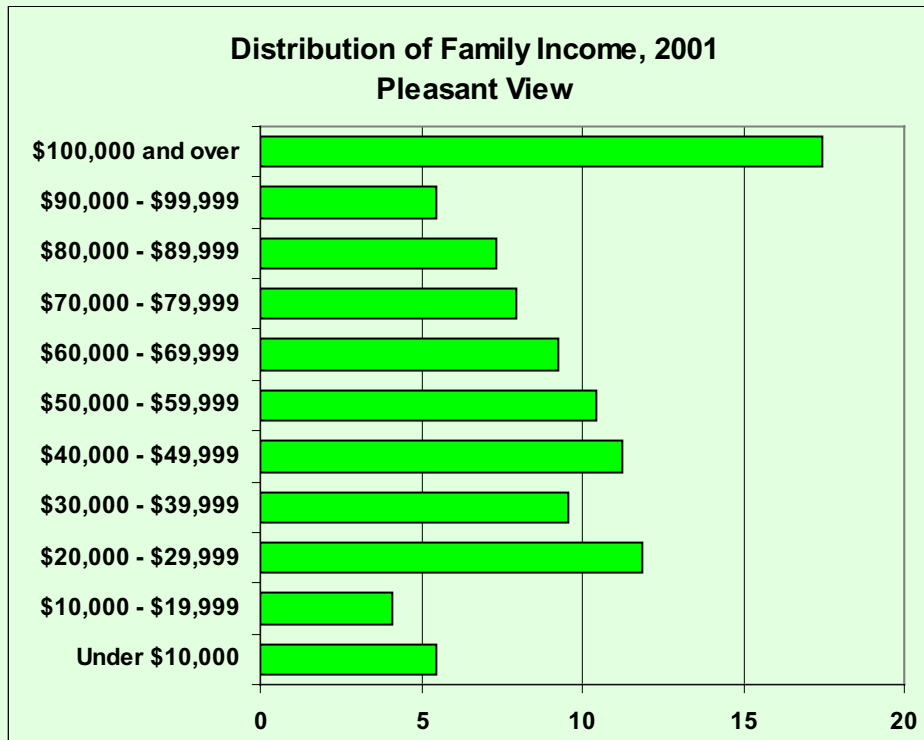
HOUSING Indicator	1996		2001	
	Number	%	Number	%
Occupied private dwellings (20% sample data)	5,320	100.0	5,500	100.0
Owned	3,835	72.1	3,860	70.2
Rented	1,490	28.0	1,645	29.9
Occupied private dwellings by structure type	5,320	100.0	5,500	100.0
Single-detached house	1,105	20.8	1,055	19.2
Semi-detached house	2,180	41.0	2,520	45.8
Row house	305	5.7	280	5.1
Apartment, detached duplex	135	2.5	20	0.4
Apartment, building that has five or more storeys	1,410	26.5	1,465	26.6
Apartment, building that has fewer than five storeys	185	3.5	155	2.8
Other single-attached house	0	0.0	0	0.0
Movable dwelling	0	0.0	0	0.0

Dwelling Units by Housing Type, 2001
Pleasant View





Household: Refers to a person or a group of persons (other than foreign residents), who occupy the same dwelling and do not have a usual place of residence elsewhere in Canada. It may consist of a family group (census family) with or without other non-family persons, of two or more families sharing a dwelling, of a group of unrelated persons, or of one person living alone. Household members who are temporarily absent on Census Day (e.g. temporary residents elsewhere) are considered as part of their usual household. For census purposes, every person is a member of one and only one household.



Census Family: Refers to a married couple (with or without children of either or both spouses), a couple living common-law (with or without children of either or both partners) or a lone parent of any marital status, with at least one child living in the same dwelling. A couple living common-law may be of opposite or same sex. 'Children' in a census family include grandchildren living with their grandparent(s) but with no parents present.

HOUSEHOLD INCOME		1996		2001	
Indicator	Number	%	Number	%	
Private households by income	5,325	100.0	5,500	100.0	
Under \$10,000	305	5.7	385	7.0	
\$10,000 - \$19,999	475	8.9	330	6.0	
\$20,000 - \$29,999	490	9.2	515	9.4	
\$30,000 - \$39,999	680	12.8	470	8.5	
\$40,000 - \$49,999	540	10.2	615	11.2	
\$50,000 - \$59,999	495	9.3	495	9.0	
\$60,000 - \$69,999	505	9.5	455	8.3	
\$70,000 - \$79,999	465	8.7	520	9.5	
\$80,000 - \$89,999	270	5.1	365	6.6	
\$90,000 - \$99,999	285	5.4	255	4.6	
\$100,000 and over	780	14.7	1,105	20.1	
Average household income - \$	59,302		66,019		
Median household income - \$	52,394		58,316		

FAMILY INCOME		1996		2001	
Indicator	Number	%	Number	%	
Census families by income	4,745	100.0	4,850	100.0	
Under \$10,000	330	7.0	265	5.5	
\$10,000 - \$19,999	480	10.1	200	4.1	
\$20,000 - \$29,999	480	10.1	575	11.9	
\$30,000 - \$39,999	585	12.3	465	9.6	
\$40,000 - \$49,999	475	10.0	545	11.2	
\$50,000 - \$59,999	450	9.5	505	10.4	
\$60,000 - \$69,999	430	9.1	450	9.3	
\$70,000 - \$79,999	385	8.1	385	7.9	
\$80,000 - \$89,999	270	5.7	355	7.3	
\$90,000 - \$99,999	260	5.5	265	5.5	
\$100,000 and over	585	12.3	845	17.4	
Average family income - \$	56,093		64,594		
Median family income - \$	49,975		57,130		

Household: Refers to a person or a group of persons (other than foreign residents), who occupy the same dwelling or a part of a dwelling elsewhere in Canada. It may consist of a family group (census family) with or without other non-family persons, of two or more families sharing a dwelling, of a group of unrelated persons who are temporarily absent on Census Day (e.g. temporary members who are temporarily absent on Census Day) or of a group of persons who are temporarily absent on Census Day (e.g. temporary members who are temporarily absent on Census Day) and only one person is present.

Census Family: Refers to a married couple (with or without children of either or both spouses), a couple living with or without a child (with either or both partners) or a lone parent of any marital status, with at least one child living in the same dwelling. A couple living common-law may be of opposite or same sex. 'Children' in a census family living with their grandparent(s) but with no parents present.

POVERTY	1996	2001	% Chg
Economic families by low income status	4,475	4,575	2.2
Low income	865	720	-16.8
Other	3,605	3,860	7.1
Families %	19	16	-18.6
Unattached individuals by low income status	1,200	1,340	11.7
Low income	430	615	43.0
Other	765	725	-5.2
Unattached individuals %	36	46	28.1
Persons in private households by low income status	17,245	17,000	-1.4
Low income	3,700	2,965	-19.9
Other	13,535	14,035	3.7
All Persons %	21	17	-18.7

Incidence of Low Income, 2001
Pleasant View

