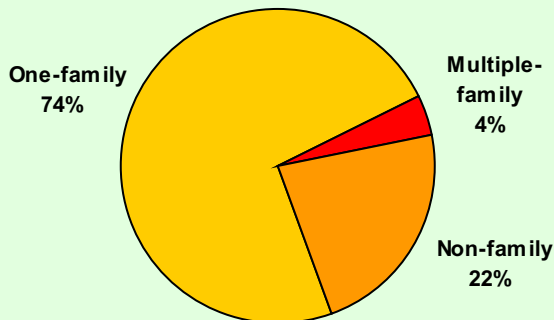


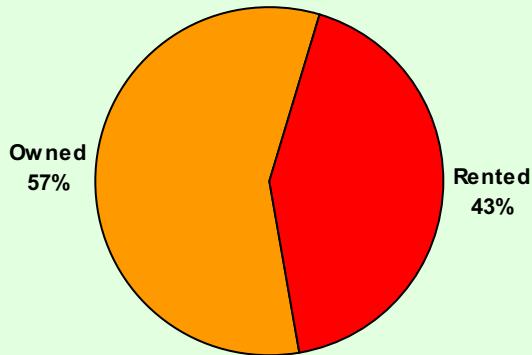
Neighbourhood Change at a Glance: 1996-2001	Num Chg	% Chg
Households	+80	+1.8
Tenant Households	-140	-6.7
Non-Family Households	-110	-9.7
Median Household income	+\$4,319	+7.7
Households with \$30,000 or less	-125	-11.1
Households with \$100,000 or more	+195	+18.8
Families	+175	+4.9
Families with low income	+55	+10.6
Persons	+65	+0.5
Persons with low income	+140	+6.3

Households by Type, 2001  
Bayview Woods-Steeles



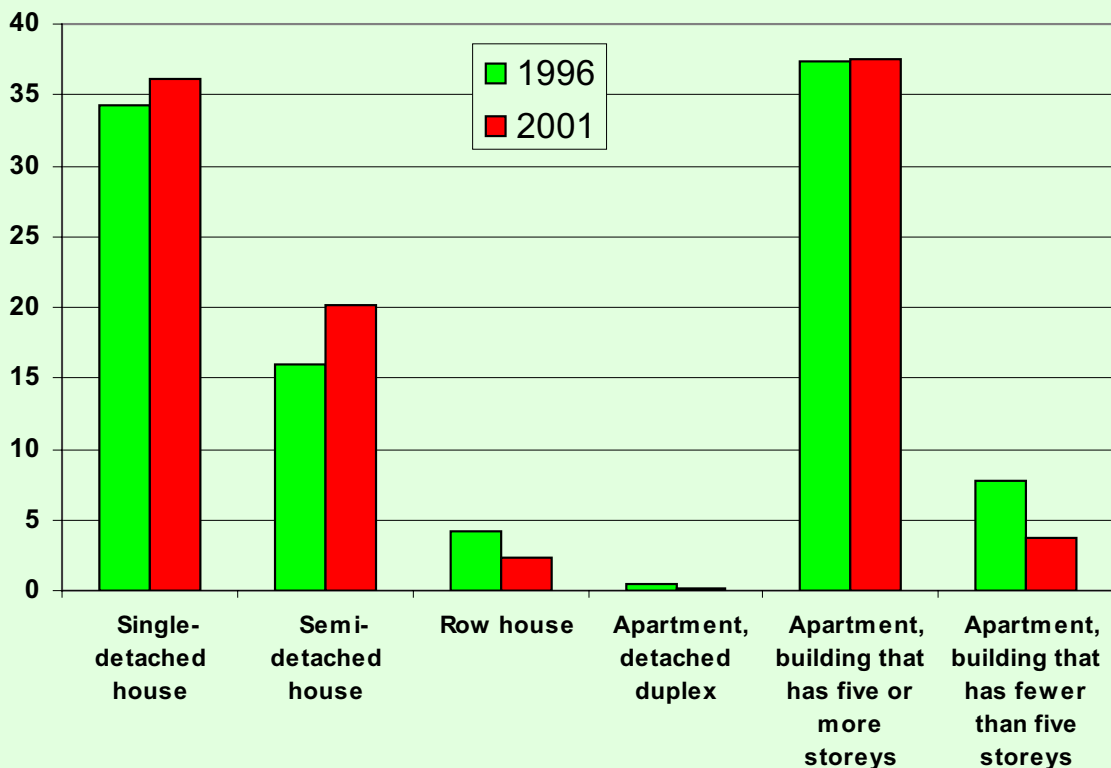
HOUSING Indicator	1996		2001	
	Number	%	Number	%
Private households by type	4,490	100.0	4,570	100.0
One-family	3,160	70.4	3,345	73.1
Multiple-family	195	4.3	195	4.3
Non-family	1,135	25.3	1,025	22.4

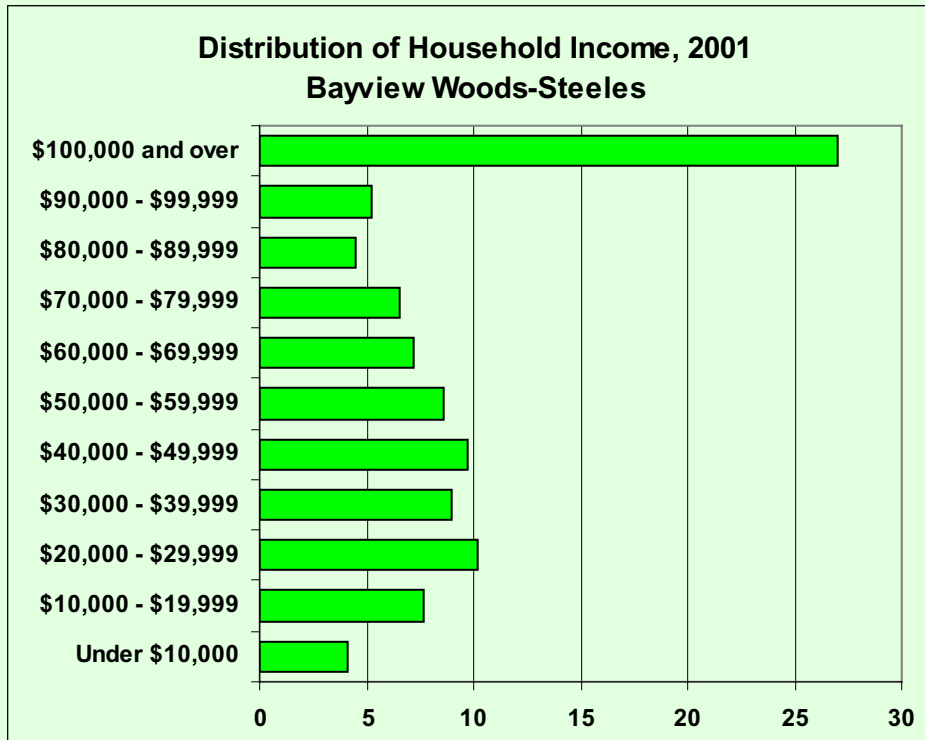
Households by Tenure, 2001  
Bayview Woods-Steeles



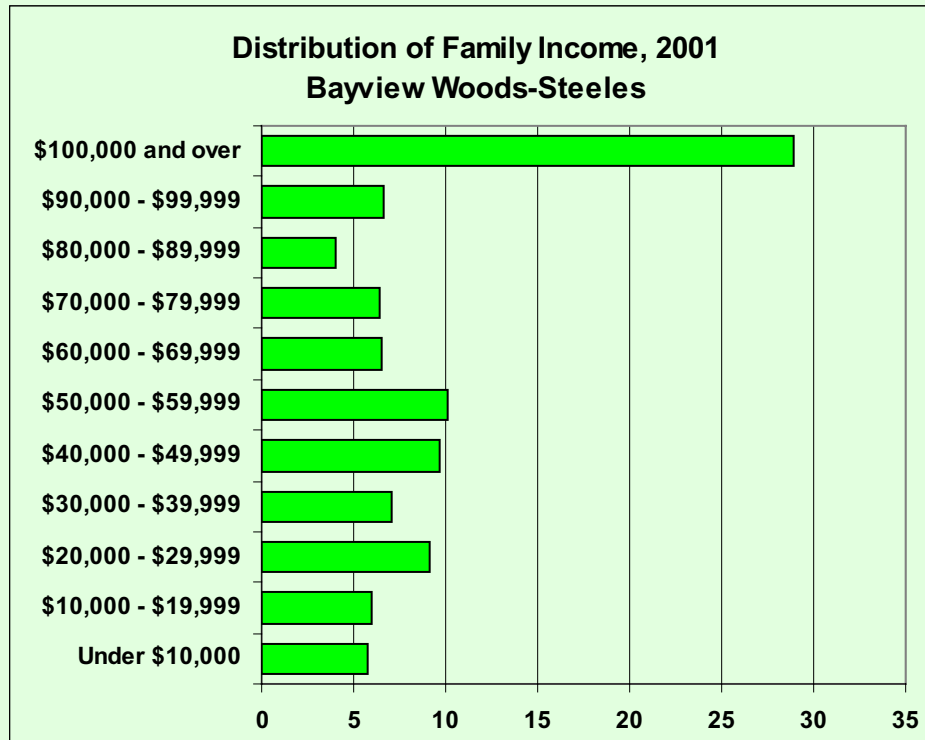
HOUSING Indicator	1996		2001	
	Number	%	Number	%
Occupied private dwellings (20% sample data)	4,490	100.0	4,575	100.0
Owned	2,405	53.6	2,620	57.3
Rented	2,085	46.4	1,945	42.5
Occupied private dwellings by structure type	4,495	100.0	4,570	100.0
Single-detached house	1,540	34.3	1,650	36.1
Semi-detached house	715	15.9	925	20.2
Row house	190	4.2	105	2.3
Apartment, detached duplex	20	0.4	10	0.2
Apartment, building that has five or more storeys	1,680	37.4	1,715	37.5
Apartment, building that has fewer than five storeys	350	7.8	170	3.7
Other single-attached house	0	0.0	5	0.1
Movable dwelling	0	0.0	0	0.0

Dwelling Units by Housing Type, 2001  
Bayview Woods-Steeles





Household: Refers to a person or a group of persons (other than foreign residents), who occupy the same dwelling and do not have a usual place of residence elsewhere in Canada. It may consist of a family group (census family) with or without other non-family persons, of two or more families sharing a dwelling, of a group of unrelated persons, or of one person living alone. Household members who are temporarily absent on Census Day (e.g. temporary residents elsewhere) are considered as part of their usual household. For census purposes, every person is a member of one and only one household.



Census Family: Refers to a married couple (with or without children of either or both spouses), a couple living common-law (with or without children of either or both partners) or a lone parent of any marital status, with at least one child living in the same dwelling. A couple living common-law may be of opposite or same sex. 'Children' in a census family include grandchildren living with their grandparent(s) but with no parents present.

HOUSEHOLD INCOME Indicator	1996		2001	
	Number	%	Number	%
Private households by income	4,495	100.0	4,565	100.0
Under \$10,000	245	5.5	190	4.2
\$10,000 - \$19,999	375	8.4	350	7.7
\$20,000 - \$29,999	510	11.4	465	10.2
\$30,000 - \$39,999	500	11.1	410	9.0
\$40,000 - \$49,999	360	8.0	445	9.7
\$50,000 - \$59,999	410	9.1	395	8.6
\$60,000 - \$69,999	325	7.2	330	7.2
\$70,000 - \$79,999	310	6.9	300	6.6
\$80,000 - \$89,999	215	4.8	205	4.5
\$90,000 - \$99,999	200	4.5	240	5.2
\$100,000 and over	1,040	23.2	1,235	27.0
Average household income - \$	71,867		85,349	
Median household income - \$	55,911		60,230	

FAMILY INCOME Indicator	1996		2001	
	Number	%	Number	%
Census families by income	3,565	100.0	3,740	100.0
Under \$10,000	220	6.2	215	5.7
\$10,000 - \$19,999	210	5.9	225	6.0
\$20,000 - \$29,999	335	9.4	340	9.1
\$30,000 - \$39,999	320	9.0	265	7.1
\$40,000 - \$49,999	310	8.7	360	9.6
\$50,000 - \$59,999	350	9.8	380	10.2
\$60,000 - \$69,999	255	7.2	245	6.6
\$70,000 - \$79,999	275	7.7	240	6.4
\$80,000 - \$89,999	180	5.0	150	4.0
\$90,000 - \$99,999	180	5.0	250	6.7
\$100,000 and over	910	25.5	1,080	28.9
Average family income - \$	75,502		87,757	
Median family income - \$	60,944		63,770	

Household: Refers to a person or a group of persons (other than foreign residents), who occupy the same dwelling and do not have a usual place of residence elsewhere in Canada. It may consist of a family group (census family) with or without other non-family persons, of two or more families sharing a dwelling, of a group of unrelated persons, or of one person living alone. Household members who are temporarily absent on Census Day (e.g. temporary residents elsewhere) are considered as part of their usual household. For census purposes, every person is a member of one and only one household.

Census Family: Refers to a married couple (with or without children of either or both spouses), a couple living common-law (with or without children of either or both partners) or a lone parent of any marital status, with at least one child living in the same dwelling. A couple living common-law may be of opposite or same sex. 'Children' in a census family include grandchildren living with their grandparent(s) but with no parents present.

POVERTY	1996	2001	% Chg
Economic families by low income status	3,430	3,620	5.5
Low income	520	575	10.6
Other	2,910	3,045	4.6
Families %	15	16	4.8
Unattached individuals by low income status	1,300	1,165	-10.4
Low income	360	335	-6.9
Other	935	830	-11.2
Unattached individuals %	28	29	3.8
Persons in private households by low income status	12,845	12,910	0.5
Low income	2,225	2,365	6.3
Other	10,615	10,545	-0.7
All Persons %	17	18	5.8

Incidence of Low Income, 2001  
Bayview Woods-Steeles

