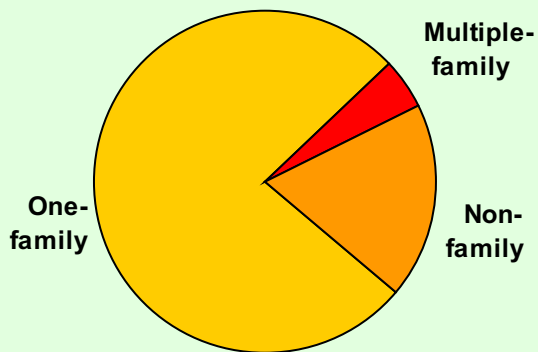


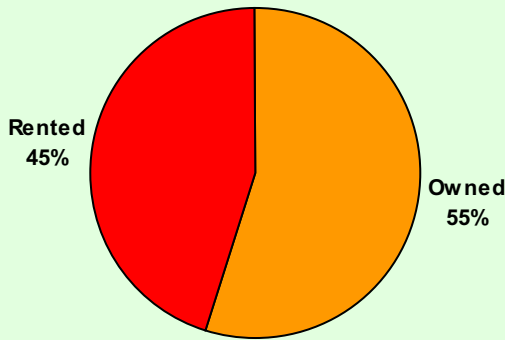
Neighbourhood Change at a Glance: 1996-2001	Num Chg	% Chg
Households	-40	-1.3
Tenant Households	-200	-12.3
Non-Family Households	-35	-5.8
Median Household income	+\$5,319	+12.4
Households with \$30,000 or less	-165	-14.3
Households with \$100,000 or more	+125	+73.5
Families	+25	+0.9
Families with low income	-65	-7.9
Persons	-505	-4.9
Persons with low income	-300	-8.8

Households by Type, 2001  
Elms-Old Rexdale



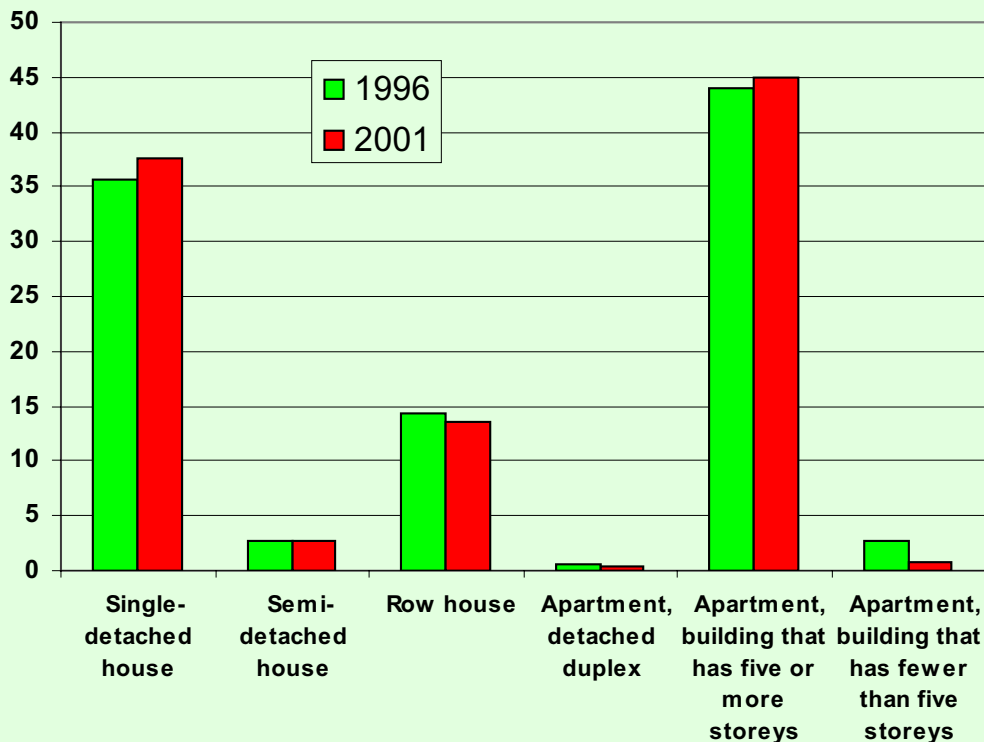
HOUSING	1996		2001	
Indicator	Number	%	Number	%
Private households by type	3,185	100.0	3,145	100.0
One-family	2,455	77.1	2,420	76.0
Multiple-family	125	3.9	145	4.6
Non-family	605	19.0	570	18.0

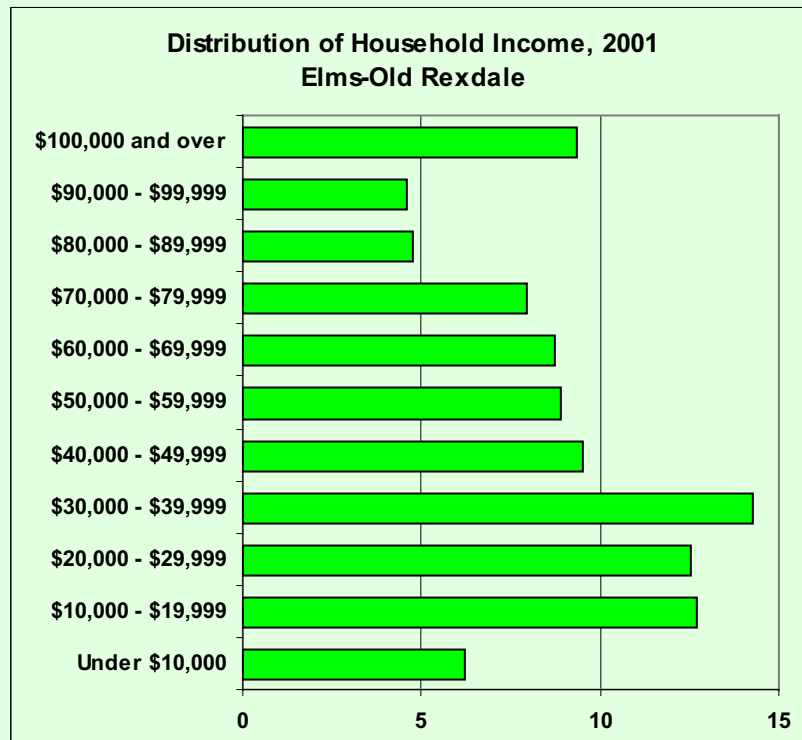
Households by Tenure, 2001  
Elms-Old Rexdale



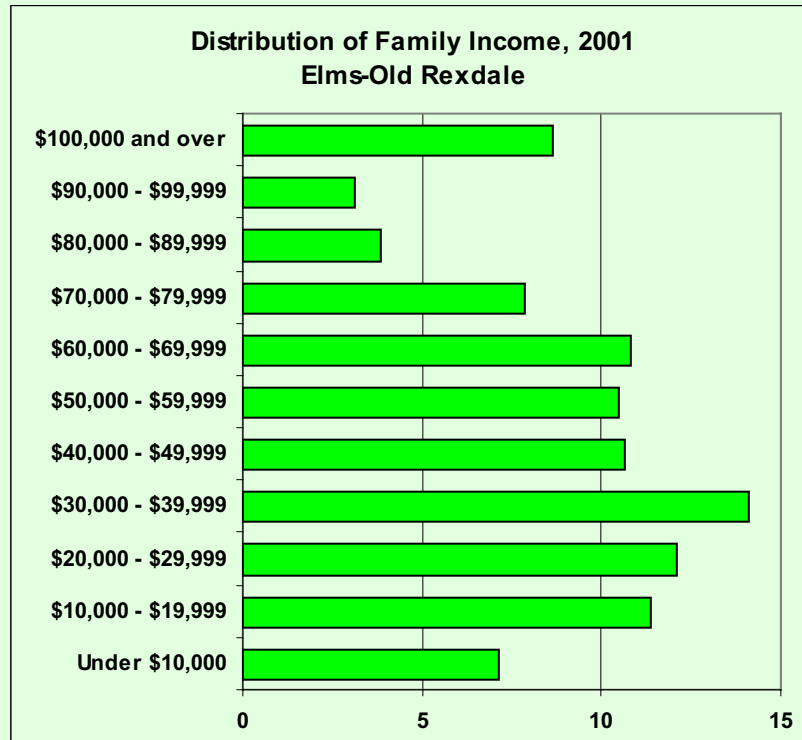
HOUSING Indicator	1996		2001	
	Number	%	Number	%
Occupied private dwellings (20% sample data)	3,185	100.0	3,150	100.0
Owned	1,565	49.1	1,725	54.8
Rented	1,620	50.9	1,420	45.1
Occupied private dwellings by structure type	3,180	99.8	3,145	99.8
Single-detached house	1,135	35.6	1,185	37.6
Semi-detached house	85	2.7	85	2.7
Row house	455	14.3	430	13.7
Apartment, detached duplex	20	0.6	10	0.3
Apartment, building that has five or more storeys	1,400	44.0	1,415	44.9
Apartment, building that has fewer than five storeys	85	2.7	25	0.8
Other single-attached house	0	0.0	0	0.0
Movable dwelling	0	0.0	0	0.0

% Dwelling Units by Housing Type, 2001  
Elms-Old Rexdale





Household: Refers to a person or a group of persons (other than foreign residents), who occupy the same dwelling and do not have a usual place of residence elsewhere in Canada. It may consist of a family group (census family) with or without other non-family persons, of two or more families sharing a dwelling, of a group of unrelated persons, or of one person living alone. Household members who are temporarily absent on Census Day (e.g. temporary residents elsewhere) are considered as part of their usual household. For census purposes, every person is a member of one and only one household.



Census Family: Refers to a married couple (with or without children of either or both spouses), a couple living common-law (with or without children of either or both partners) or a lone parent of any marital status, with at least one child living in the same dwelling. A couple living common-law may be of opposite or same sex. 'Children' in a census family include grandchildren living with their grandparent(s) but with no parents present.

HOUSEHOLD INCOME	1996		2001	
	Number	%	Number	%
Private households by income	3,180	100.0	3,145	100.0
Under \$10,000	370	11.6	195	6.2
\$10,000 - \$19,999	405	12.7	400	12.7
\$20,000 - \$29,999	380	11.9	395	12.5
\$30,000 - \$39,999	345	10.8	450	14.3
\$40,000 - \$49,999	415	13.0	300	9.5
\$50,000 - \$59,999	350	11.0	280	8.9
\$60,000 - \$69,999	240	7.5	275	8.7
\$70,000 - \$79,999	215	6.8	250	7.9
\$80,000 - \$89,999	170	5.3	150	4.8
\$90,000 - \$99,999	120	3.8	145	4.6
\$100,000 and over	170	5.3	295	9.4
Average household income - \$	47,212		54,374	
Median household income - \$	42,957		48,275	

FAMILY INCOME	1996		2001	
	Number	%	Number	%
Census families by income	2,700	100.0	2,725	100.0
Under \$10,000	280	10.4	195	7.2
\$10,000 - \$19,999	355	13.1	310	11.4
\$20,000 - \$29,999	400	14.8	330	12.1
\$30,000 - \$39,999	340	12.6	385	14.1
\$40,000 - \$49,999	305	11.3	290	10.6
\$50,000 - \$59,999	290	10.7	285	10.5
\$60,000 - \$69,999	205	7.6	295	10.8
\$70,000 - \$79,999	170	6.3	215	7.9
\$80,000 - \$89,999	160	5.9	105	3.9
\$90,000 - \$99,999	90	3.3	85	3.1
\$100,000 and over	105	3.9	235	8.6
Average family income - \$	45,092		53,452	
Median family income - \$	41,544		48,963	

Household: Refers to a person or a group of persons (other than foreign residents), who occupy the same dwelling and do not have a usual place of residence elsewhere in Canada. It may consist of a family group (census family) with or without other non-family persons, of two or more families sharing a dwelling, of a group of unrelated persons, or of one person living alone. Household members who are temporarily absent on Census Day (e.g. temporary residents elsewhere) are considered as part of their usual household. For census purposes, every person is a member of one and only one household.

Census Family: Refers to a married couple (with or without children of either or both spouses), a couple living common-law (with or without children of either or both partners) or a lone parent of any marital status, with at least one child living in the same dwelling. A couple living common-law may be of opposite or same sex. 'Children' in a census family include grandchildren living with their grandparent(s) but with no parents present.

POVERTY	1996	2001	% Chg
Economic families by low income status	2,695	2,635	-2.2
Low income	820	755	-7.9
Other	1,870	1,885	0.8
Families %	30	29	-5.8
Unattached individuals by low income status	785	675	-14.0
Low income	370	255	-31.1
Other	420	415	-1.2
Unattached individuals %	47	38	-19.8
Persons in private households by low income status	10,240	9,735	-4.9
Low income	3,405	3,105	-8.8
Other	6,835	6,635	-2.9
All Persons %	33	32	-4.1

Incidence of Low Income, 2001  
Elms-Old Rexdale

