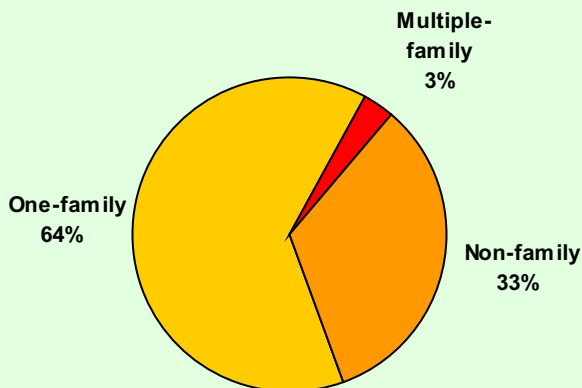


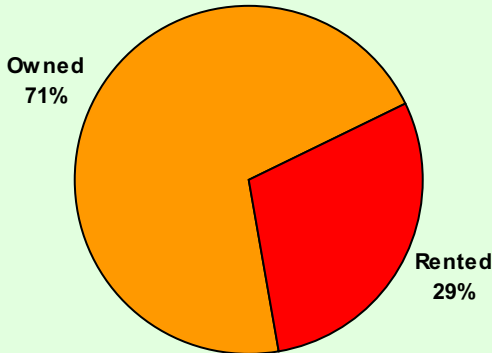
Neighbourhood Change at a Glance: 1996-2001	Num Chg	% Chg
Households	+115	+1.7
Tenant Households	-130	-6.0
Non-Family Households	-155	-6.3
Median Household income	+\$8,436	+19.7
Households with \$30,000 or less	-490	-20.6
Households with \$100,000 or more	+520	+90.4
Families	+325	+7.2
Families with low income	-180	-21.3
Persons	+280	+1.6
Persons with low income	-655	-17.9

Households by Type, 2001
Danforth Village - East York



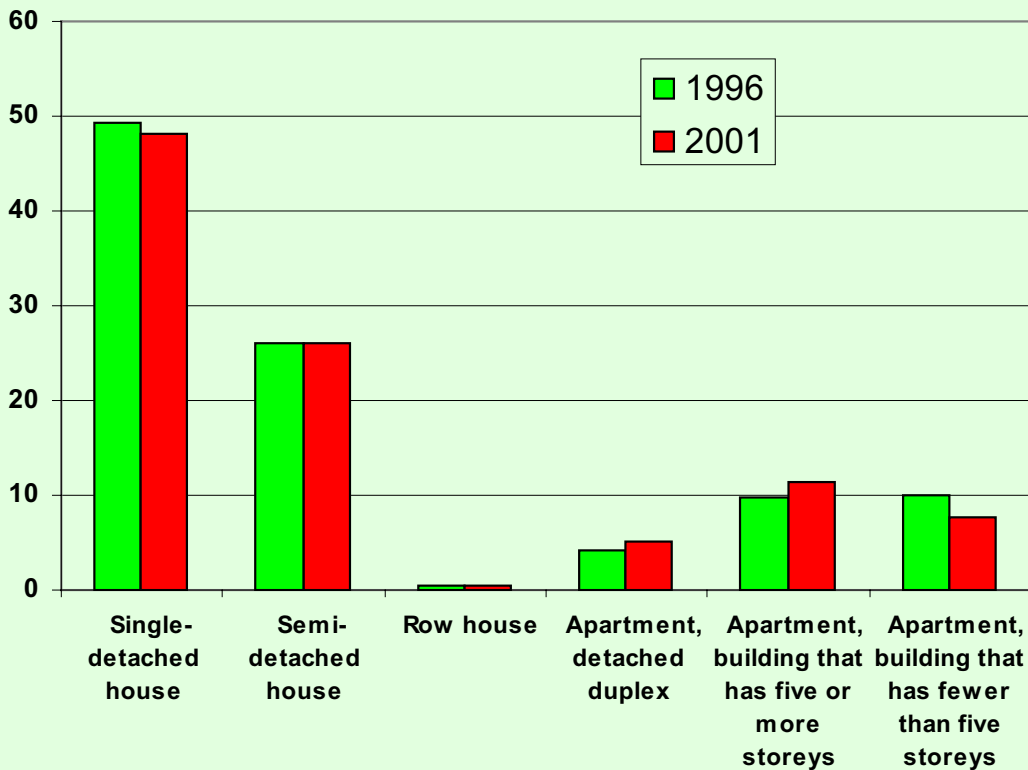
HOUSING Indicator	1996		2001	
	Number	%	Number	%
Private households by type	6,785	100.0	6,900	100.0
One-family	4,190	61.8	4,380	63.5
Multiple-family	160	2.4	230	3.3
Non-family	2,445	36.0	2,290	33.2

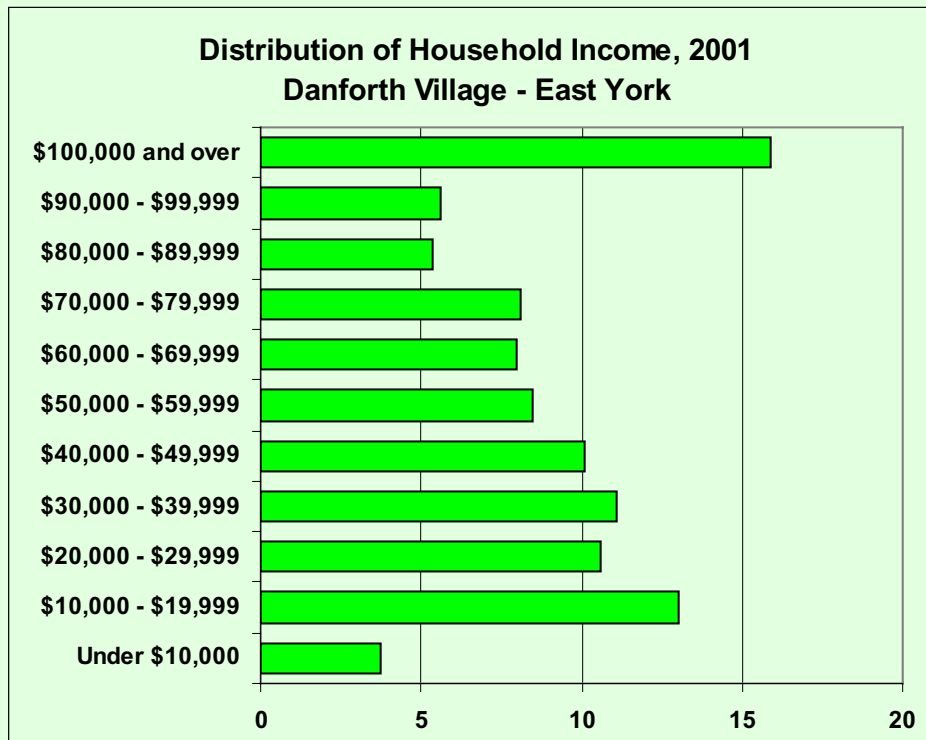
Households by Tenure, 2001
Danforth Village - East York



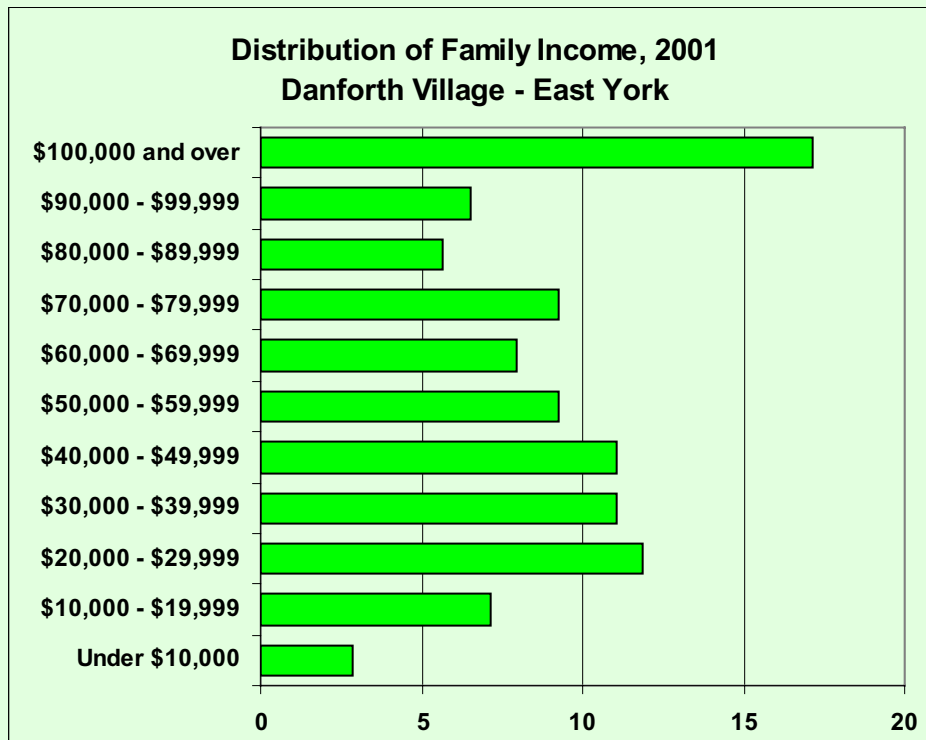
HOUSING Indicator	1996		2001	
	Number	%	Number	%
Occupied private dwellings (20% sample data)	6,785	100.0	6,900	100.0
Owned	4,620	68.1	4,875	70.7
Rented	2,160	31.8	2,030	29.4
Occupied private dwellings by structure type	6,785	100.0	6,900	100.0
Single-detached house	3,340	49.2	3,320	48.1
Semi-detached house	1,775	26.2	1,800	26.1
Row house	30	0.4	25	0.4
Apartment, detached duplex	280	4.1	350	5.1
Apartment, building that has five or more storeys	665	9.8	780	11.3
Apartment, building that has fewer than five storeys	685	10.1	530	7.7
Other single-attached house	15	0.2	85	1.2
Movable dwelling	0	0.0	0	0.0

Dwelling Units by Housing Type, 2001
Danforth Village - East York





Household: Refers to a person or a group of persons (other than foreign residents), who occupy the same dwelling and do not have a usual place of residence elsewhere in Canada. It may consist of a family group (census family) with or without other non-family persons, of two or more families sharing a dwelling, of a group of unrelated persons, or of one person living alone. Household members who are temporarily absent on Census Day (e.g. temporary residents elsewhere) are considered as part of their usual household. For census purposes, every person is a member of one and only one household.



Census Family: Refers to a married couple (with or without children of either or both spouses), a couple living common-law (with or without children of either or both partners) or a lone parent of any marital status, with at least one child living in the same dwelling. A couple living common-law may be of opposite or same sex. 'Children' in a census family include grandchildren living with their grandparent(s) but with no parents present.

HOUSEHOLD INCOME Indicator	1996		2001	
	Number	%	Number	%
Private households by income	6,785	100.0	6,905	100.0
Under \$10,000	315	4.6	260	3.8
\$10,000 - \$19,999	1,200	17.7	900	13.0
\$20,000 - \$29,999	865	12.7	730	10.6
\$30,000 - \$39,999	695	10.2	765	11.1
\$40,000 - \$49,999	755	11.1	695	10.1
\$50,000 - \$59,999	650	9.6	585	8.5
\$60,000 - \$69,999	600	8.8	550	8.0
\$70,000 - \$79,999	440	6.5	560	8.1
\$80,000 - \$89,999	345	5.1	370	5.4
\$90,000 - \$99,999	350	5.2	385	5.6
\$100,000 and over	575	8.5	1,095	15.9
Average household income - \$	49,810		60,600	
Median household income - \$	42,760		51,195	

FAMILY INCOME Indicator	1996		2001	
	Number	%	Number	%
Census families by income	4,525	100.0	4,850	100.0
Under \$10,000	220	4.9	140	2.9
\$10,000 - \$19,999	495	10.9	345	7.1
\$20,000 - \$29,999	530	11.7	575	11.9
\$30,000 - \$39,999	475	10.5	535	11.0
\$40,000 - \$49,999	585	12.9	535	11.0
\$50,000 - \$59,999	475	10.5	450	9.3
\$60,000 - \$69,999	495	10.9	385	7.9
\$70,000 - \$79,999	315	7.0	450	9.3
\$80,000 - \$89,999	250	5.5	275	5.7
\$90,000 - \$99,999	255	5.6	315	6.5
\$100,000 and over	430	9.5	830	17.1
Average family income - \$	53,616		64,677	
Median family income - \$	48,493		55,433	

Household: Refers to a person or a group of persons (other than foreign residents), who occupy the same dwelling and do not have a usual place of residence elsewhere in Canada. It may consist of a family group (census family) with or without other non-family persons, of two or more families sharing a dwelling, of a group of unrelated persons, or of one person living alone. Household members who are temporarily absent on Census Day (e.g. temporary residents elsewhere) are considered as part of their usual household. For census purposes, every person is a member of one and only one household.

Census Family: Refers to a married couple (with or without children of either or both spouses), a couple living common-law (with or without children of either or both partners) or a lone parent of any marital status, with at least one child living in the same dwelling. A couple living common-law may be of opposite or same sex. 'Children' in a census family include grandchildren living with their grandparent(s) but with no parents present.

POVERTY	1996	2001	% Chg
Economic families by low income status	4,540	4,705	3.6
Low income	845	665	-21.3
Other	3,690	4,040	9.5
Families %	19	14	-24.1
Unattached individuals by low income status	2,840	2,775	-2.3
Low income	1,115	1,055	-5.4
Other	1,720	1,725	0.3
Unattached individuals %	39	38	-3.2
Persons in private households by low income status	17,075	17,355	1.6
Low income	3,660	3,005	-17.9
Other	13,410	14,345	7.0
All Persons %	21	17	-19.2

Incidence of Low Income, 2001
Danforth Village - East York

