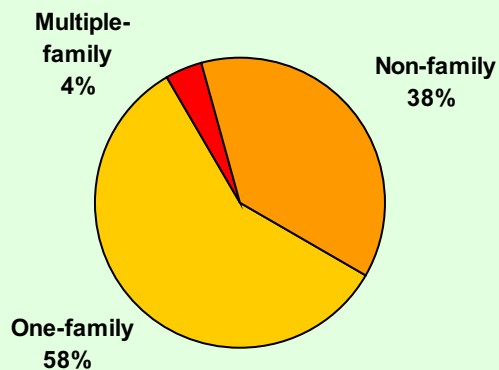


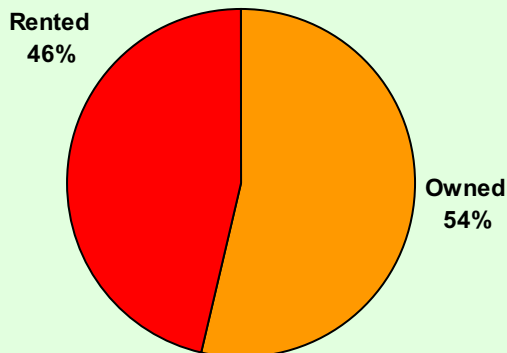
Neighbourhood Change at a Glance: 1996-2001	Num Chg	% Chg
Households	+5	+0.2
Tenant Households	-95	-6.2
Non-Family Households	-45	-3.7
Median Household Income	+\$11,449	+35.7
Households with \$30,000 or less	-365	-24.6
Households with \$100,000 or more	+275	+137.5
Families	+90	+4.5
Families with low income	-195	-27.1
Persons	-85	-1.0
Persons with low income	-930	-27.4

Households by Type, 2001
Blake-Jones



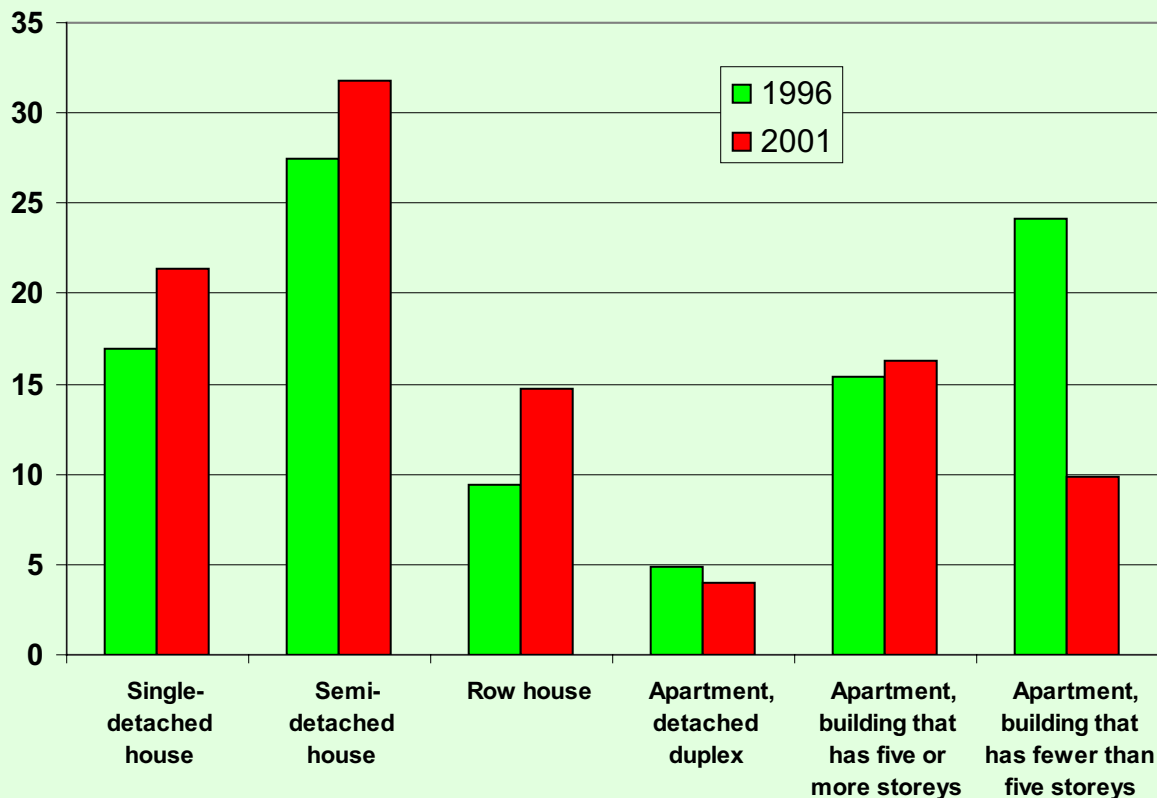
HOUSING Indicator	1996		2001	
	Number	%	Number	%
Private households by type	3,085	100.0	3,095	100.0
One-family	1,765	57.2	1,800	58.2
Multiple-family	110	3.6	130	4.2
Non-family	1,205	39.1	1,160	37.5

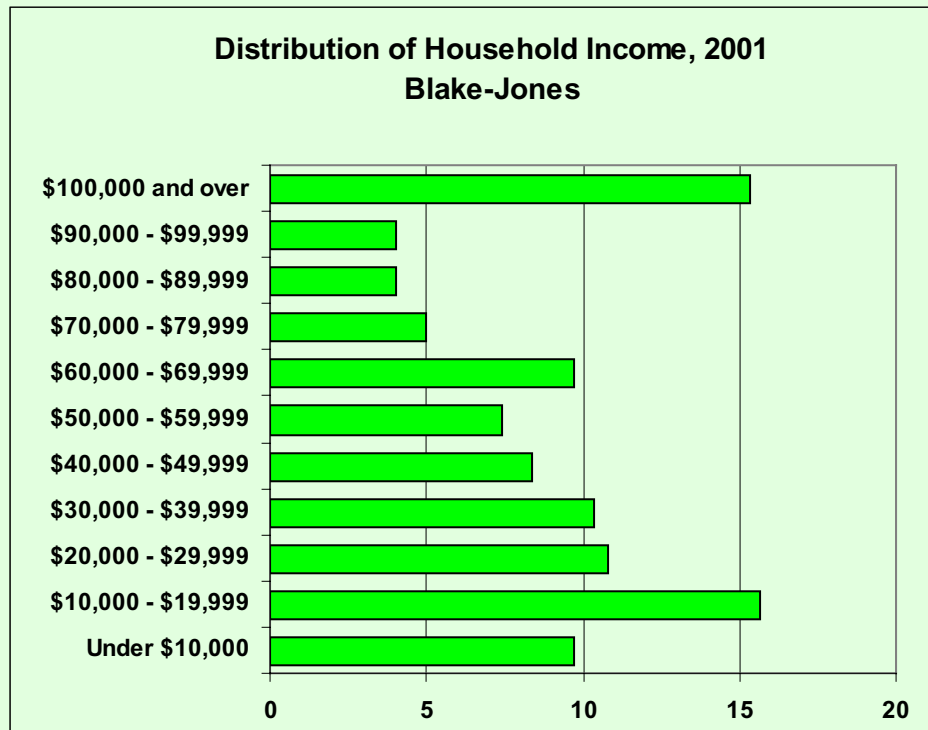
Households by Tenure, 2001
Blake-Jones



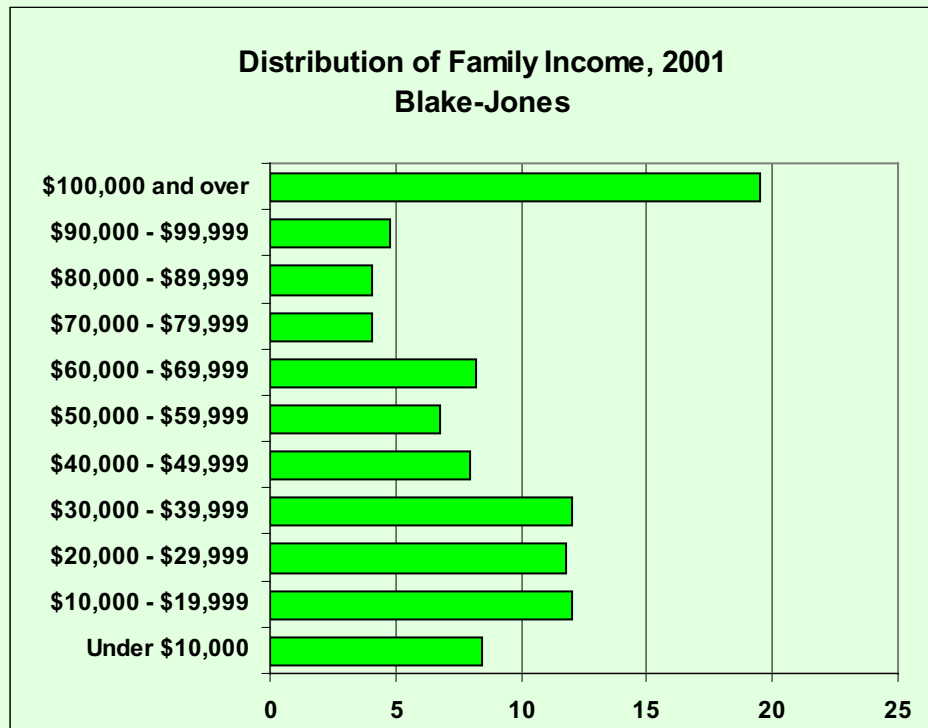
HOUSING Indicator	1996		2001	
	Number	%	Number	%
Occupied private dwellings (20% sample data)	3,090	100.0	3,095	100.0
Owned	1,550	50.2	1,660	53.6
Rented	1,535	49.7	1,440	46.5
Occupied private dwellings by structure type	3,090	100.0	3,095	100.0
Single-detached house	525	17.0	660	21.3
Semi-detached house	850	27.5	985	31.8
Row house	290	9.4	455	14.7
Apartment, detached duplex	150	4.9	125	4.0
Apartment, building that has five or more storeys	475	15.4	505	16.3
Apartment, building that has fewer than five storeys	745	24.1	305	9.9
Other single-attached house	45	1.5	55	1.8
Movable dwelling	0	0.0	0	0.0

% Dwelling Units by Housing Type, 2001
Blake-Jones





Household: Refers to a person or a group of persons (other than foreign residents), who occupy the same dwelling and do not have a usual place of residence elsewhere in Canada. It may consist of a family group (census family) with or without other non-family persons, of two or more families sharing a dwelling, of a group of unrelated persons, or of one person living alone. Household members who are temporarily absent on Census Day (e.g. temporary residents elsewhere) are considered as part of their usual household. For census purposes, every person is a member of one and only one household.



Census Family: Refers to a married couple (with or without children of either or both spouses), a couple living common-law (with or without children of either or both partners) or a lone parent of any marital status, with at least one child living in the same dwelling. A couple living common-law may be of opposite or same sex. 'Children' in a census family include grandchildren living with their grandparent(s) but with no parents present.

HOUSEHOLD INCOME Indicator	1996		2001	
	Number	%	Number	%
Private households by income	3,090	100.0	3,095	100.0
Under \$10,000	415	13.4	300	9.7
\$10,000 - \$19,999	700	22.7	485	15.7
\$20,000 - \$29,999	370	12.0	335	10.8
\$30,000 - \$39,999	275	8.9	320	10.3
\$40,000 - \$49,999	275	8.9	260	8.4
\$50,000 - \$59,999	255	8.3	230	7.4
\$60,000 - \$69,999	205	6.6	300	9.7
\$70,000 - \$79,999	180	5.8	155	5.0
\$80,000 - \$89,999	130	4.2	125	4.0
\$90,000 - \$99,999	85	2.8	125	4.0
\$100,000 and over	200	6.5	475	15.3
Average household income - \$	41,520		56,458	
Median household income - \$	32,064		43,513	

FAMILY INCOME Indicator	1996		2001	
	Number	%	Number	%
Census families by income	1,990	100.0	2,080	100.0
Under \$10,000	270	13.6	175	8.4
\$10,000 - \$19,999	340	17.1	250	12.0
\$20,000 - \$29,999	285	14.3	245	11.8
\$30,000 - \$39,999	190	9.5	250	12.0
\$40,000 - \$49,999	240	12.1	165	7.9
\$50,000 - \$59,999	175	8.8	140	6.7
\$60,000 - \$69,999	95	4.8	170	8.2
\$70,000 - \$79,999	110	5.5	85	4.1
\$80,000 - \$89,999	85	4.3	85	4.1
\$90,000 - \$99,999	70	3.5	100	4.8
\$100,000 and over	125	6.3	405	19.5
Average family income - \$	42,152		61,760	
Median family income - \$	33,329		47,601	

Household: Refers to a person or a group of persons (other than foreign residents), who occupy the same dwelling and do not have a usual place of residence elsewhere in Canada. It may consist of a family group (census family) with or without other non-family persons, of two or more families sharing a dwelling, of a group of unrelated persons, or of one person living alone. Household members who are temporarily absent on Census Day (e.g. temporary residents elsewhere) are considered as part of their usual household. For census purposes, every person is a member of one and only one household.

Census Family: Refers to a married couple (with or without children of either or both spouses), a couple living common-law (with or without children of either or both partners) or a lone parent of any marital status, with at least one child living in the same dwelling. A couple living common-law may be of opposite or same sex. 'Children' in a census family include grandchildren living with their grandparent(s) but with no parents present.

POVERTY	1996	2001	% Chg
Economic families by low income status	1,965	2,040	3.8
Low income	720	525	-27.1
Other	1,245	1,515	21.7
Families %	37	26	-29.8
Unattached individuals by low income status	1,585	1,370	-13.6
Low income	895	605	-32.4
Other	690	765	10.9
Unattached individuals %	56	44	-21.8
Persons in private households by low income status	8,150	8,065	-1.0
Low income	3,395	2,465	-27.4
Other	4,750	5,605	18.0
All Persons %	42	31	-26.6

Incidence of Low Income, 2001
Blake-Jones

