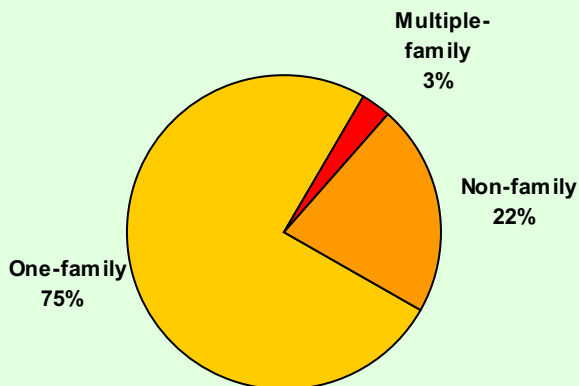


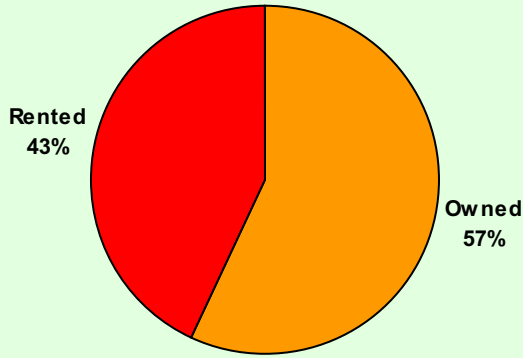
Neighbourhood Change at a Glance: 1996-2001	Num Chg	% Chg
Households	+150	+2.0
Tenant Households	-90	-2.6
Non-Family Households	+80	+5.0
Median Household income	+\$8,072	+15.2
Households with \$30,000 or less	-320	-15.8
Households with \$100,000 or more	+690	+69.0
Families	+40	+0.6
Families with low income	-290	-27.4
Persons	+335	+1.6
Persons with low income	-755	-18.3

Households by Type, 2001  
Willowridge-Martingrove-Richview



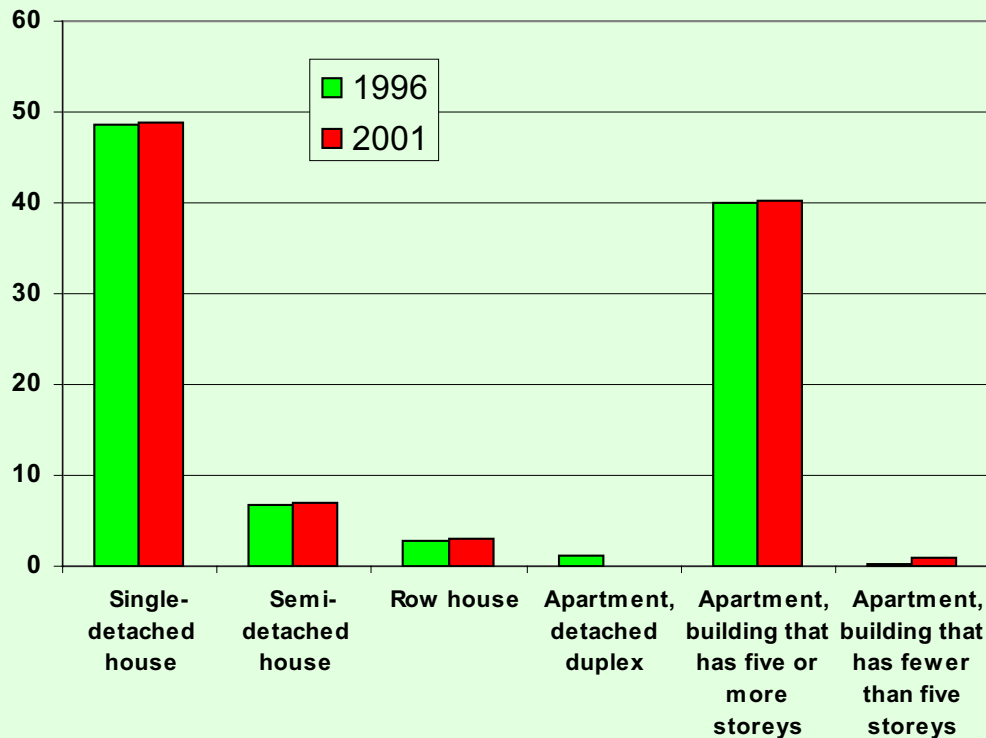
HOUSING Indicator	1996		2001	
	Number	%	Number	%
Private households by type	7,575	100.0	7,725	100.0
One-family	5,695	75.1	5,805	75.1
Multiple-family	280	3.7	255	3.3
Non-family	1,585	20.9	1,665	21.6

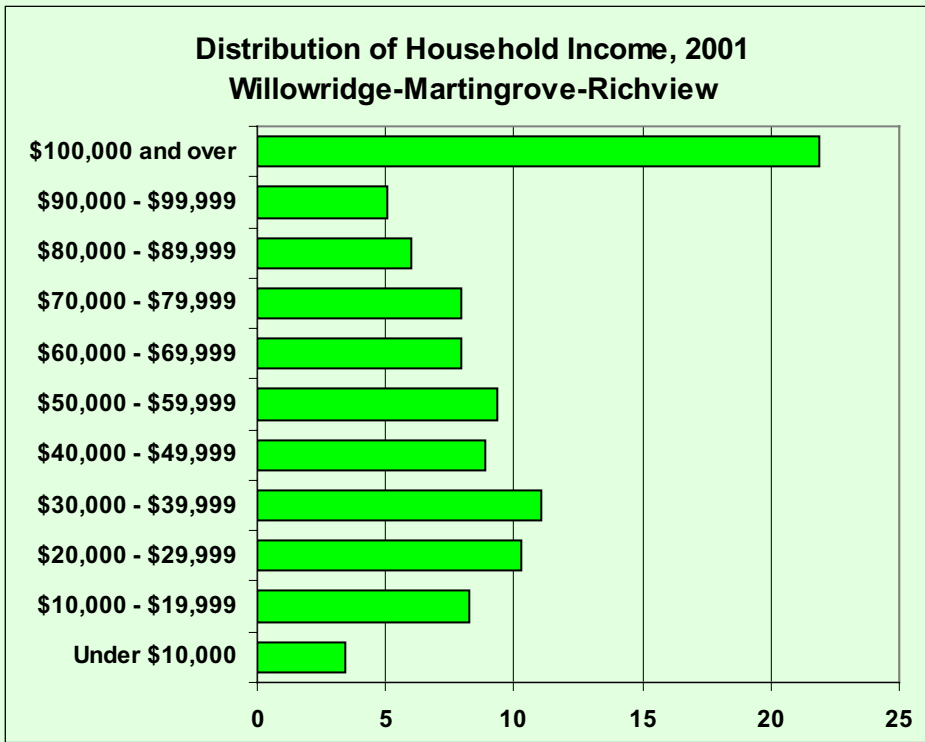
**Households by Tenure, 2001  
Willowridge-Martingrove-Richview**



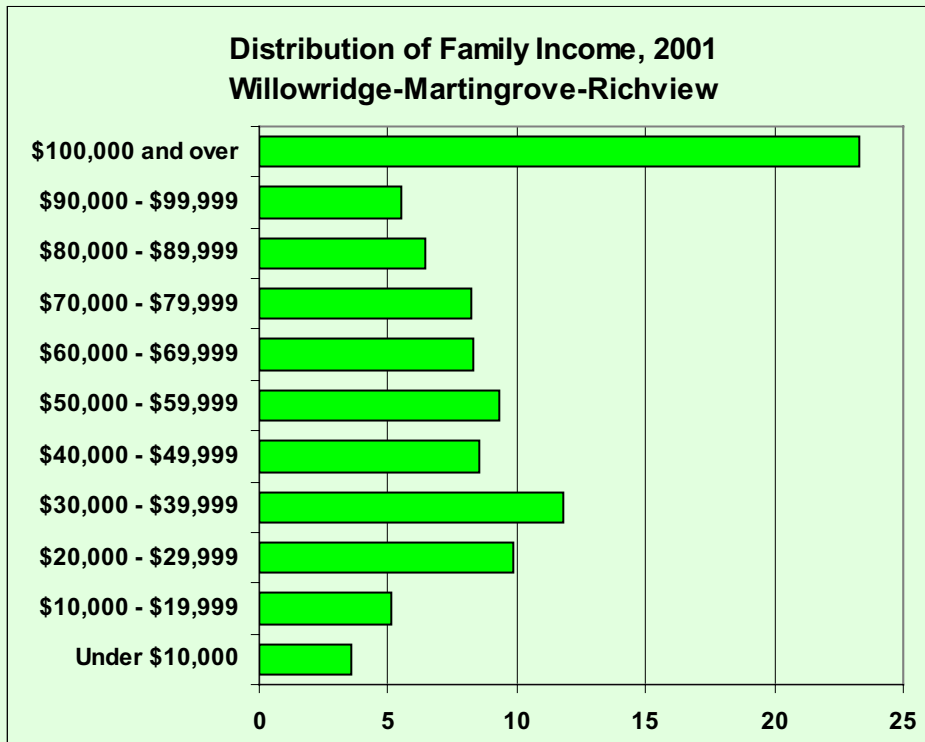
HOUSING Indicator	1996		2001	
	Number	%	Number	%
Occupied private dwellings (20% sample data)	7,580	100.0	7,725	100.0
Owned	4,165	54.9	4,405	57.0
Rented	3,405	44.9	3,315	42.9
Occupied private dwellings by structure type	7,575	99.9	7,715	99.9
Single-detached house	3,690	48.7	3,770	48.8
Semi-detached house	510	6.7	535	6.9
Row house	210	2.8	230	3.0
Apartment, detached duplex	85	1.1	5	0.1
Apartment, building that has five or more storeys	3,025	39.9	3,115	40.3
Apartment, building that has fewer than five storeys	10	0.1	65	0.8
Other single-attached house	25	0.3	0	0.0
Movable dwelling	0	0.0	0	0.0

**% Dwelling Units by Housing Type, 2001  
Willowridge-Martingrove-Richview**





Household: Refers to a person or a group of persons (other than foreign residents), who occupy the same dwelling and do not have a usual place of residence elsewhere in Canada. It may consist of a family group (census family) with or without other non-family persons, of two or more families sharing a dwelling, of a group of unrelated persons, or of one person living alone. Household members who are temporarily absent on Census Day (e.g. temporary residents elsewhere) are considered as part of their usual household. For census purposes, every person is a member of one and only one household.



Census Family: Refers to a married couple (with or without children of either or both spouses), a couple living common-law (with or without children of either or both partners) or a lone parent of any marital status, with at least one child living in the same dwelling. A couple living common-law may be of opposite or same sex. 'Children' in a census family include grandchildren living with their grandparent(s) but with no parents present.

HOUSEHOLD INCOME Indicator	1996		2001	
	Number	%	Number	%
Private households by income	7,570	100.0	7,720	100.0
Under \$10,000	295	3.9	265	3.4
\$10,000 - \$19,999	855	11.3	640	8.3
\$20,000 - \$29,999	870	11.5	795	10.3
\$30,000 - \$39,999	970	12.8	855	11.1
\$40,000 - \$49,999	770	10.2	685	8.9
\$50,000 - \$59,999	745	9.8	720	9.3
\$60,000 - \$69,999	640	8.4	615	8.0
\$70,000 - \$79,999	490	6.5	615	8.0
\$80,000 - \$89,999	505	6.7	465	6.0
\$90,000 - \$99,999	410	5.4	390	5.0
\$100,000 and over	1,000	13.2	1,690	21.9
Average household income - \$	61,397		71,674	
Median household income - \$	53,256		61,328	

FAMILY INCOME Indicator	1996		2001	
	Number	%	Number	%
Census families by income	6,275	100.0	6,315	100.0
Under \$10,000	275	4.4	225	3.6
\$10,000 - \$19,999	580	9.2	325	5.1
\$20,000 - \$29,999	655	10.4	625	9.9
\$30,000 - \$39,999	805	12.8	745	11.8
\$40,000 - \$49,999	625	10.0	540	8.6
\$50,000 - \$59,999	645	10.3	590	9.3
\$60,000 - \$69,999	675	10.8	525	8.3
\$70,000 - \$79,999	450	7.2	520	8.2
\$80,000 - \$89,999	400	6.4	405	6.4
\$90,000 - \$99,999	335	5.3	350	5.5
\$100,000 and over	805	12.8	1,470	23.3
Average family income - \$	63,345		75,663	
Median family income - \$	56,202		67,042	

Household: Refers to a person or a group of persons (other than foreign residents), who occupy the same dwelling and do not have a usual place of residence elsewhere in Canada. It may consist of a family group (census family) with or without other non-family persons, of two or more families sharing a dwelling, of a group of unrelated persons, or of one person living alone. Household members who are temporarily absent on Census Day (e.g. temporary residents elsewhere) are considered as part of their usual household. For census purposes, every person is a member of one and only one household.

Census Family: Refers to a married couple (with or without children of either or both spouses), a couple living common-law (with or without children of either or both partners) or a lone parent of any marital status, with at least one child living in the same dwelling. A couple living common-law may be of opposite or same sex. 'Children' in a census family include grandchildren living with their grandparent(s) but with no parents present.

POVERTY	1996	2001	% Chg
Economic families by low income status	6,180	6,125	-0.9
Low income	1,060	770	-27.4
Other	5,120	5,340	4.3
Families %	17	13	-26.7
Unattached individuals by low income status	1,740	1,995	14.7
Low income	535	650	21.5
Other	1,210	1,340	10.7
Unattached individuals %	31	33	6.0
Persons in private households by low income status	21,220	21,555	1.6
Low income	4,115	3,360	-18.3
Other	17,095	18,200	6.5
All Persons %	19	16	-19.6

**Incidence of Low Income, 2001**  
Willowridge-Martingrove-Richview

