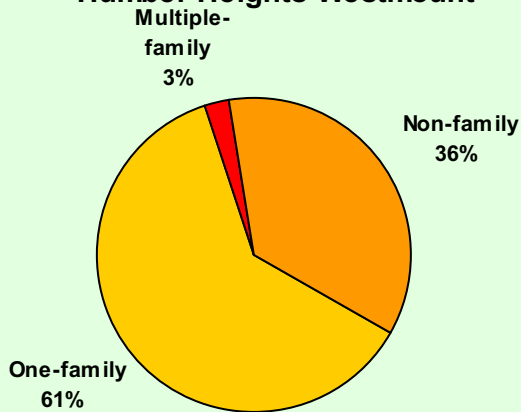


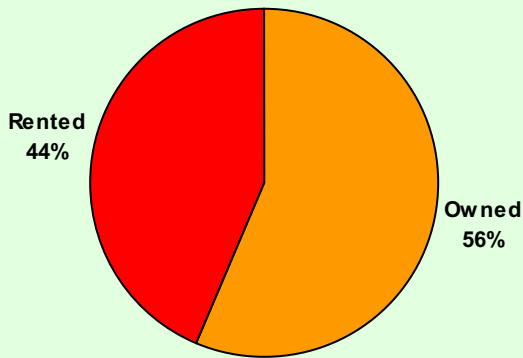
Neighbourhood Change at a Glance: 1996-2001	Num Chg	% Chg
Households	+60	+1.5
Tenant Households	-145	-7.4
Non-Family Households	+120	+8.7
Median Household income	+\$6,522	+15.9
Households with \$30,000 or less	-60	-3.9
Households with \$100,000 or more	+315	+77.8
Families	-25	-0.9
Families with low income	-75	-14.3
Persons	-185	-1.9
Persons with low income	-325	-13.6

**Households by Type, 2001
Humber Heights-Westmount**



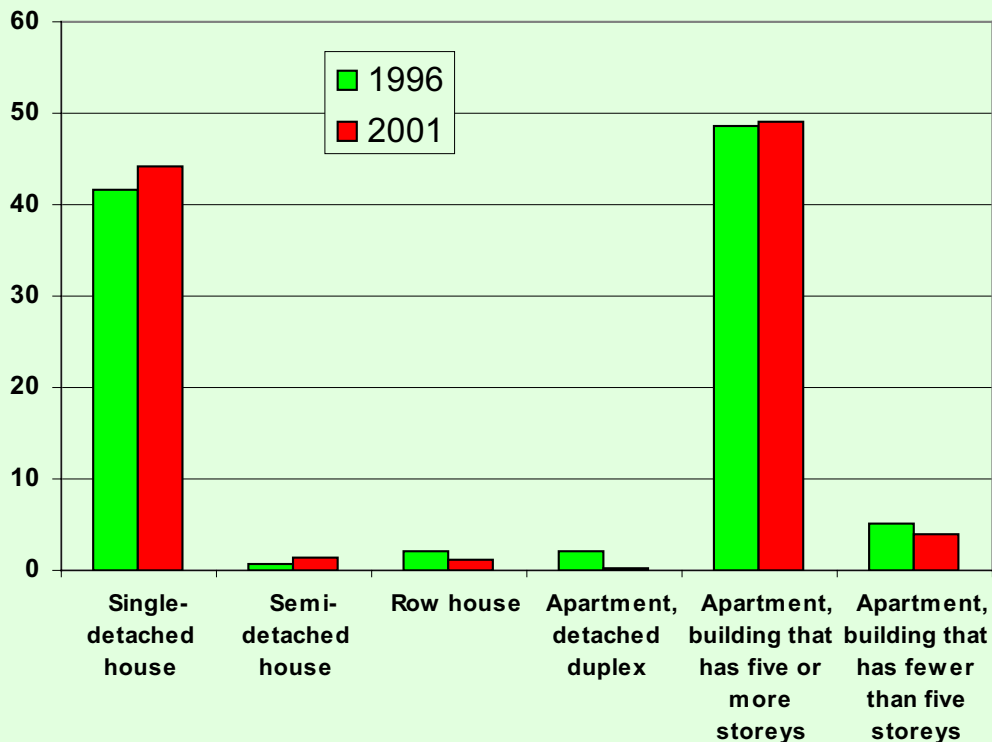
HOUSING Indicator	1996		2001	
	Number	%	Number	%
Private households by type	4,135	100.0	4,195	100.0
One-family	2,685	65.0	2,580	61.6
Multiple-family	60	1.5	105	2.5
Non-family	1,385	33.5	1,505	36.0

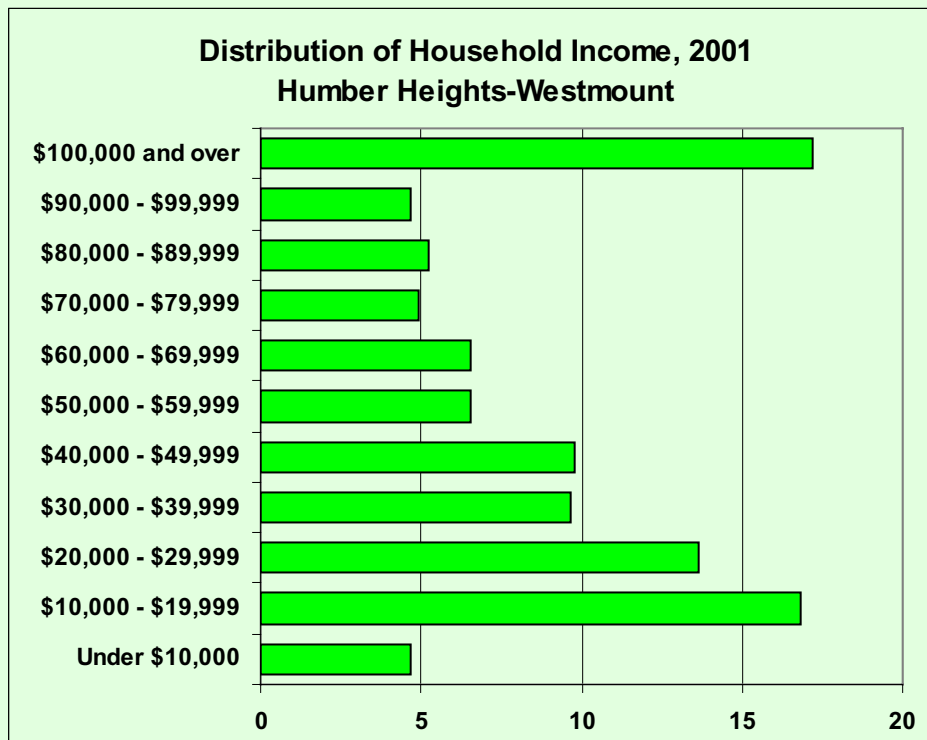
Households by Tenure, 2001
Humber Heights-Westmount



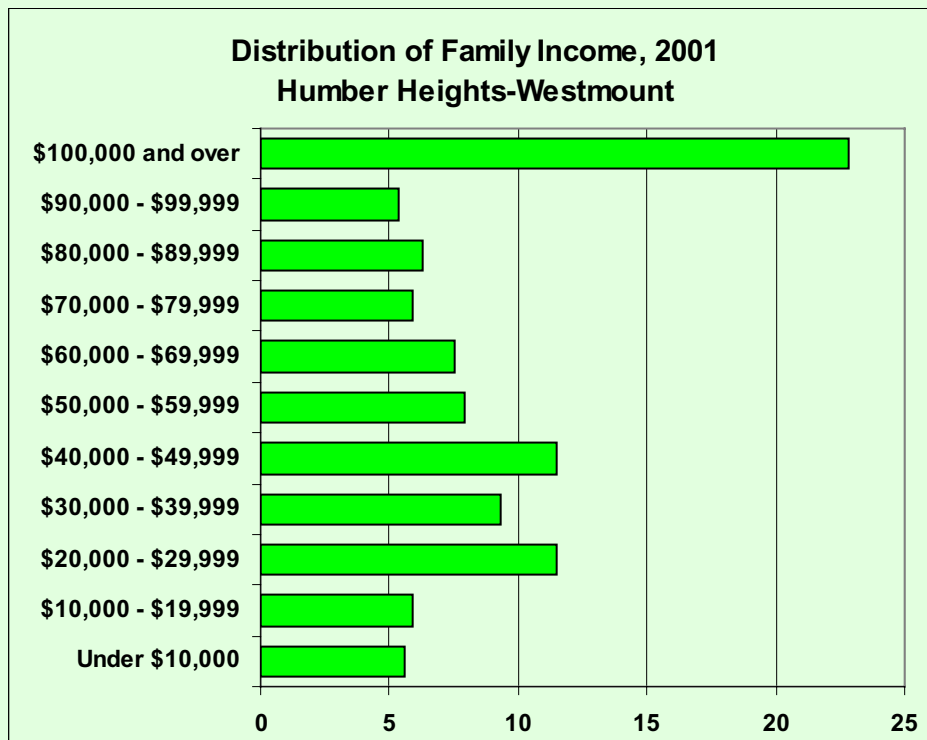
HOUSING Indicator	1996		2001	
	Number	%	Number	%
Occupied private dwellings (20% sample data)	4,130	100.0	4,185	100.0
Owned	2,165	52.4	2,365	56.5
Rented	1,970	47.7	1,825	43.6
Occupied private dwellings by structure type	4,135	100.0	4,180	100.0
Single-detached house	1,720	41.6	1,850	44.2
Semi-detached house	30	0.7	55	1.3
Row house	85	2.1	50	1.2
Apartment, detached duplex	85	2.1	5	0.1
Apartment, building that has five or more storeys	2,010	48.7	2,055	49.1
Apartment, building that has fewer than five storeys	210	5.1	170	4.1
Other single-attached house	0	0.0	0	0.0
Movable dwelling	0	0.0	5	0.1

% Dwelling Units by Housing Type, 2001
Humber Heights-Westmount





Household: Refers to a person or a group of persons (other than foreign residents), who occupy the same dwelling and do not have a usual place of residence elsewhere in Canada. It may consist of a family group (census family) with or without other non-family persons, of two or more families sharing a dwelling, of a group of unrelated persons, or of one person living alone. Household members who are temporarily absent on Census Day (e.g. temporary residents elsewhere) are considered as part of their usual household. For census purposes, every person is a member of one and only one household.



Census Family: Refers to a married couple (with or without children of either or both spouses), a couple living common-law (with or without children of either or both partners) or a lone parent of any marital status, with at least one child living in the same dwelling. A couple living common-law may be of opposite or same sex. 'Children' in a census family include grandchildren living with their grandparent(s) but with no parents present.

HOUSEHOLD INCOME Indicator	1996		2001	
	Number	%	Number	%
Private households by income	4,135	100.0	4,180	100.0
Under \$10,000	270	6.5	195	4.7
\$10,000 - \$19,999	675	16.3	705	16.8
\$20,000 - \$29,999	585	14.2	570	13.6
\$30,000 - \$39,999	530	12.8	405	9.7
\$40,000 - \$49,999	500	12.1	410	9.8
\$50,000 - \$59,999	275	6.7	275	6.6
\$60,000 - \$69,999	310	7.5	275	6.6
\$70,000 - \$79,999	265	6.4	205	4.9
\$80,000 - \$89,999	200	4.8	220	5.3
\$90,000 - \$99,999	95	2.3	195	4.7
\$100,000 and over	405	9.8	720	17.2
Average household income - \$	48,651		62,214	
Median household income - \$	40,951		47,473	

FAMILY INCOME Indicator	1996		2001	
	Number	%	Number	%
Census families by income	2,805	100.0	2,780	100.0
Under \$10,000	145	5.2	155	5.6
\$10,000 - \$19,999	255	9.1	165	5.9
\$20,000 - \$29,999	380	13.5	320	11.5
\$30,000 - \$39,999	340	12.1	260	9.4
\$40,000 - \$49,999	340	12.1	320	11.5
\$50,000 - \$59,999	260	9.3	220	7.9
\$60,000 - \$69,999	230	8.2	210	7.6
\$70,000 - \$79,999	215	7.7	165	5.9
\$80,000 - \$89,999	175	6.2	175	6.3
\$90,000 - \$99,999	80	2.9	150	5.4
\$100,000 and over	365	13.0	635	22.8
Average family income - \$	53,791		70,700	
Median family income - \$	45,307		54,102	

Household: Refers to a person or a group of persons (other than foreign residents), who occupy the same dwelling and do not have a usual place of residence elsewhere in Canada. It may consist of a family group (census family) with or without other non-family persons, of two or more families sharing a dwelling, of a group of unrelated persons, or of one person living alone. Household members who are temporarily absent on Census Day (e.g. temporary residents elsewhere) are considered as part of their usual household. For census purposes, every person is a member of one and only one household.

Census Family: Refers to a married couple (with or without children of either or both spouses), a couple living common-law (with or without children of either or both partners) or a lone parent of any marital status, with at least one child living in the same dwelling. A couple living common-law may be of opposite or same sex. 'Children' in a census family include grandchildren living with their grandparent(s) but with no parents present.

POVERTY	1996	2001	% Chg
Economic families by low income status	2,835	2,735	-3.5
Low income	525	450	-14.3
Other	2,315	2,285	-1.3
Families %	19	16	-11.2
Unattached individuals by low income status	1,445	1,595	10.4
Low income	660	675	2.3
Other	785	925	17.8
Unattached individuals %	46	42	-7.3
Persons in private households by low income status	9,965	9,780	-1.9
Low income	2,395	2,070	-13.6
Other	7,555	7,700	1.9
All Persons %	24	21	-11.9

Incidence of Low Income, 2001
Humber Heights-Westmount

