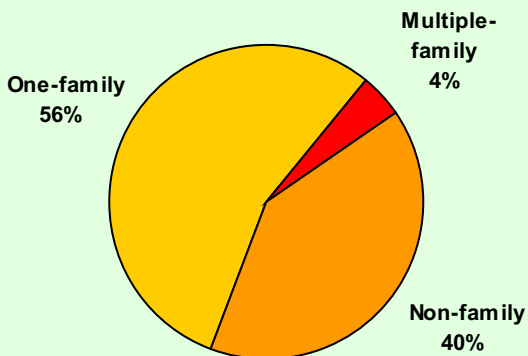


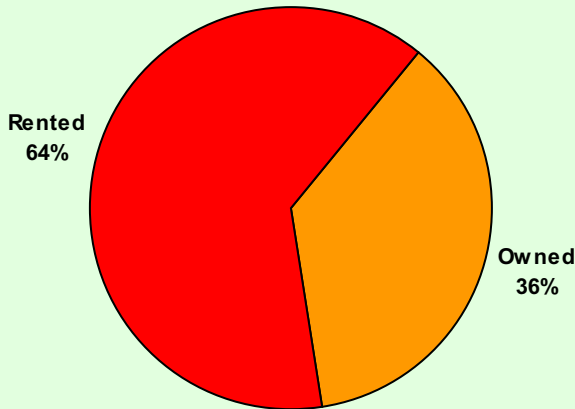
Neighbourhood Change at a Glance: 1996-2001	Num Chg	% Chg
Households	+245	+5.2
Tenant Households	+260	+9.0
Non-Family Households	+185	+10.3
Median Household income	+\$11,900	+37.1
Households with \$30,000 or less	-485	-22.3
Households with \$100,000 or more	+340	+151.1
Families	+50	+1.6
Families with low income	-325	-33.5
Persons	+125	+1.0
Persons with low income	-1,345	-31.5

Households by Type, 2001
Dufferin Grove



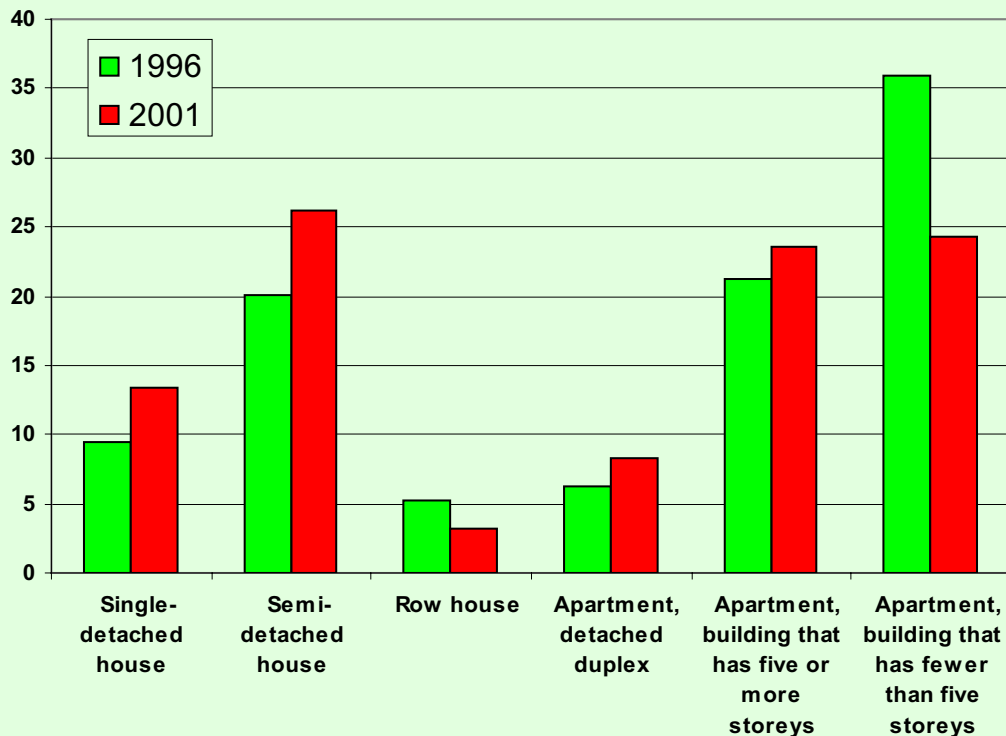
HOUSING Indicator	1996		2001	
	Number	%	Number	%
Private households by type	4,685	100.1	4,930	100.0
One-family	2,670	57.1	2,750	55.8
Multiple-family	220	4.7	215	4.4
Non-family	1,790	38.2	1,975	40.1

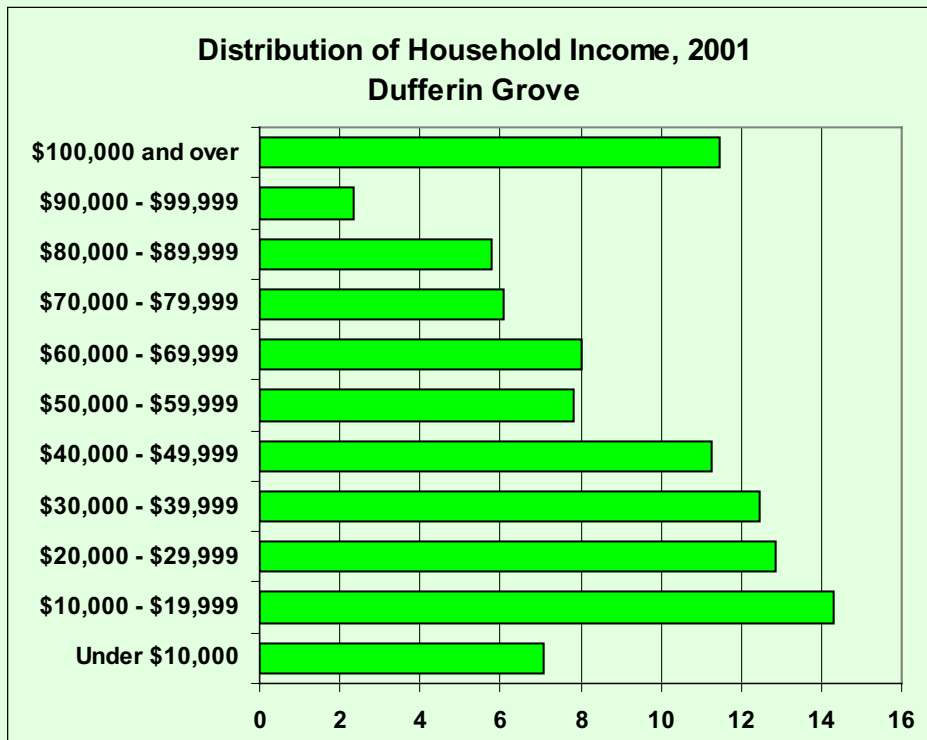
Households by Tenure, 2001
Dufferin Grove



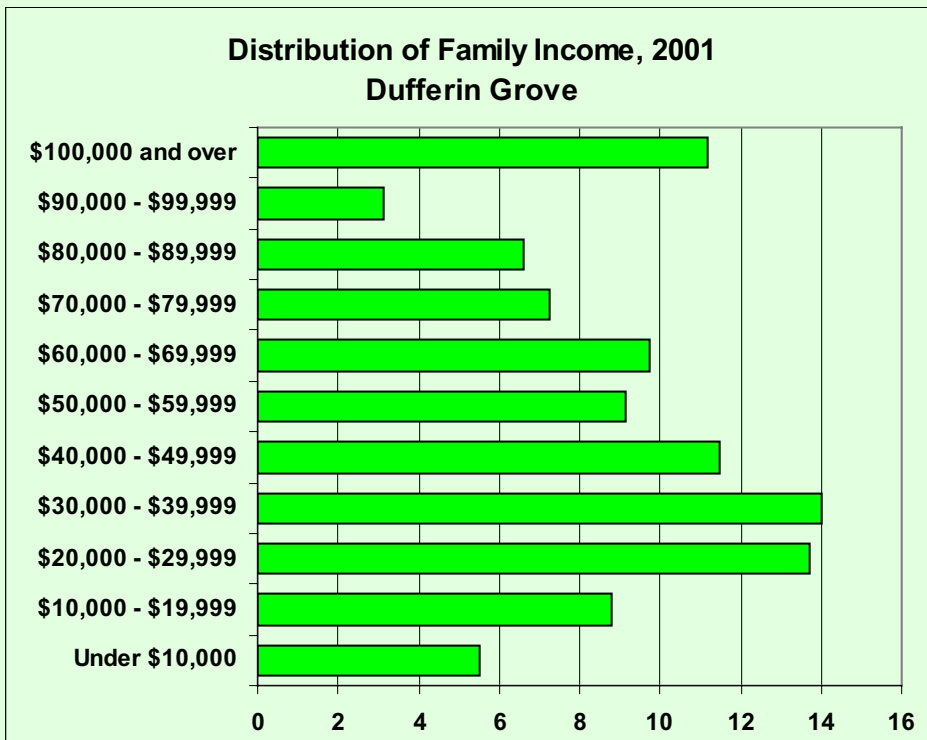
HOUSING Indicator	1996		2001	
	Number	%	Number	%
Occupied private dwellings (20% sample data)	4,680	100.0	4,930	100.0
Owned	1,805	38.6	1,790	36.3
Rented	2,885	61.6	3,145	63.8
Occupied private dwellings by structure type	4,690	100.2	4,930	100.0
Single-detached house	440	9.4	660	13.4
Semi-detached house	940	20.1	1,290	26.2
Row house	245	5.2	160	3.2
Apartment, detached duplex	295	6.3	410	8.3
Apartment, building that has five or more storeys	995	21.3	1,160	23.5
Apartment, building that has fewer than five storeys	1,680	35.9	1,195	24.2
Other single-attached house	90	1.9	45	0.9
Movable dwelling	0	0.0	0	0.0

Dwelling Units by Housing Type, 2001
Dufferin Grove





Household: Refers to a person or a group of persons (other than foreign residents), who occupy the same dwelling and do not have a usual place of residence elsewhere in Canada. It may consist of a family group (census family) with or without other non-family persons, of two or more families sharing a dwelling, of a group of unrelated persons, or of one person living alone. Household members who are temporarily absent on Census Day (e.g. temporary residents elsewhere) are considered as part of their usual household. For census purposes, every person is a member of one and only one household.



Census Family: Refers to a married couple (with or without children of either or both spouses), a couple living common-law (with or without children of either or both partners) or a lone parent of any marital status, with at least one child living in the same dwelling. A couple living common-law may be of opposite or same sex. 'Children' in a census family include grandchildren living with their grandparent(s) but with no parents present.

HOUSEHOLD INCOME Indicator	1996		2001	
	Number	%	Number	%
Private households by income	4,685	100.1	4,935	100.1
Under \$10,000	560	12.0	350	7.1
\$10,000 - \$19,999	875	18.7	705	14.3
\$20,000 - \$29,999	740	15.8	635	12.9
\$30,000 - \$39,999	650	13.9	615	12.5
\$40,000 - \$49,999	525	11.2	555	11.3
\$50,000 - \$59,999	370	7.9	385	7.8
\$60,000 - \$69,999	285	6.1	395	8.0
\$70,000 - \$79,999	195	4.2	300	6.1
\$80,000 - \$89,999	175	3.7	285	5.8
\$90,000 - \$99,999	70	1.5	115	2.3
\$100,000 and over	225	4.8	565	11.5
Average household income - \$	39,875		52,958	
Median household income - \$	32,116		44,016	

FAMILY INCOME Indicator	1996		2001	
	Number	%	Number	%
Census families by income	3,125	100.0	3,175	100.0
Under \$10,000	345	11.0	175	5.5
\$10,000 - \$19,999	425	13.6	280	8.8
\$20,000 - \$29,999	550	17.6	435	13.7
\$30,000 - \$39,999	470	15.0	445	14.0
\$40,000 - \$49,999	390	12.5	365	11.5
\$50,000 - \$59,999	335	10.7	290	9.1
\$60,000 - \$69,999	180	5.8	310	9.8
\$70,000 - \$79,999	125	4.0	230	7.2
\$80,000 - \$89,999	105	3.4	210	6.6
\$90,000 - \$99,999	60	1.9	100	3.1
\$100,000 and over	130	4.2	355	11.2
Average family income - \$	41,816		55,082	
Median family income - \$	35,149		47,333	

Household: Refers to a person or a group of persons (other than foreign residents), who occupy the same dwelling and do not have a usual place of residence elsewhere in Canada. It may consist of a family group (census family) with or without other non-family persons, of two or more families sharing a dwelling, of a group of unrelated persons, or of one person living alone. Household members who are temporarily absent on Census Day (e.g. temporary residents elsewhere) are considered as part of their usual household. For census purposes, every person is a member of one and only one household.

Census Family: Refers to a married couple (with or without children of either or both spouses), a couple living common-law (with or without children of either or both partners) or a lone parent of any marital status, with at least one child living in the same dwelling. A couple living common-law may be of opposite or same sex. 'Children' in a census family include grandchildren living with their grandparent(s) but with no parents present.

POVERTY	1996	2001	% Chg
Economic families by low income status	3,015	3,135	4.0
Low income	970	645	-33.5
Other	2,040	2,485	21.8
Families %	32	21	-36.1
Unattached individuals by low income status	2,380	2,455	3.2
Low income	1,215	1,045	-14.0
Other	1,165	1,405	20.6
Unattached individuals %	51	43	-16.6
Persons in private households by low income status	12,505	12,630	1.0
Low income	4,270	2,925	-31.5
Other	8,235	9,705	17.9
All Persons %	34	23	-32.2

Incidence of Low Income, 2001
Dufferin Grove

