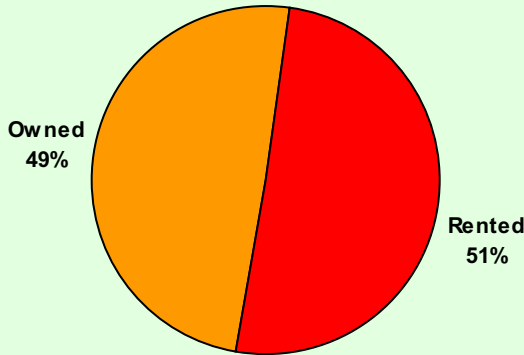
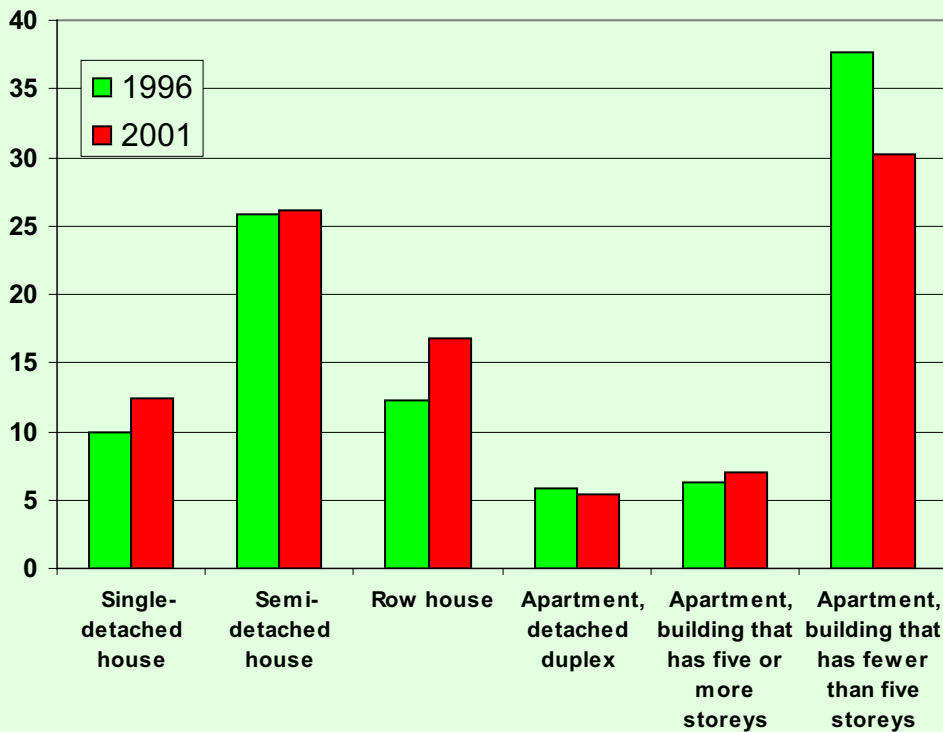


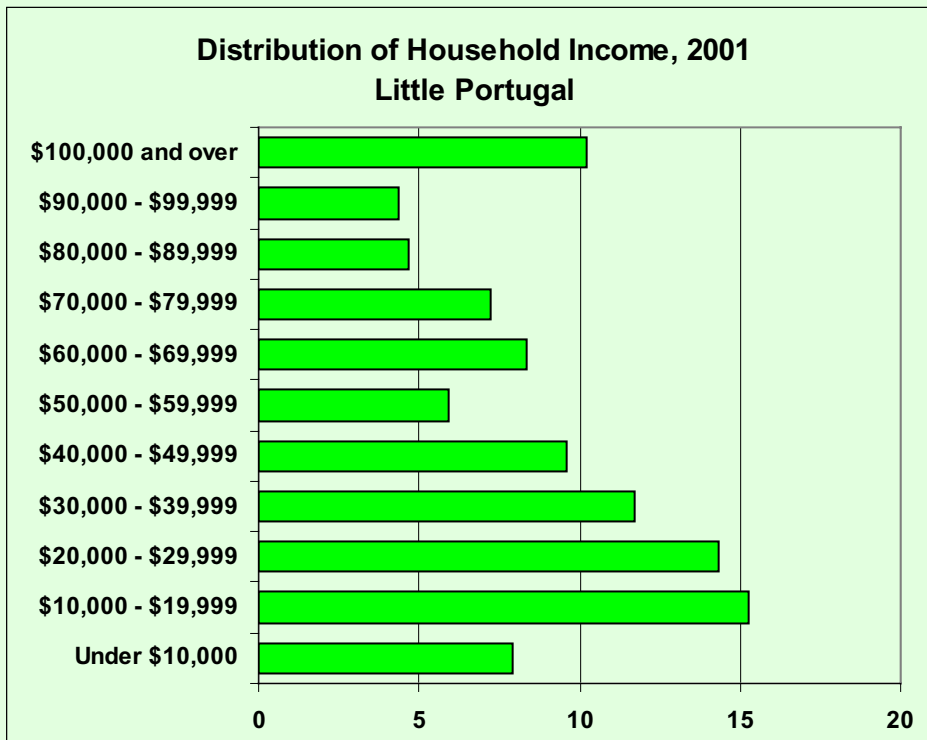
Households by Tenure, 2001
Little Portugal



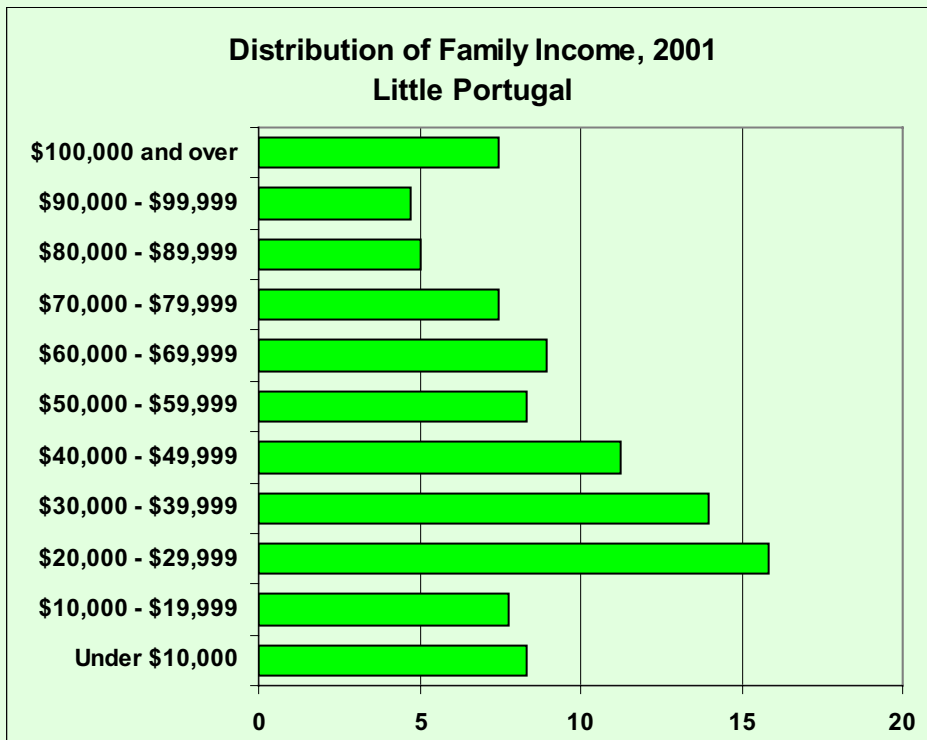
HOUSING Indicator	1996		2001	
	Number	%	Number	%
Occupied private dwellings (20% sample data)	4,625	100.0	4,790	100.0
Owned	2,050	44.3	2,365	49.4
Rented	2,575	55.7	2,420	50.5
Occupied private dwellings by structure type	4,625	100.0	4,795	100.1
Single-detached house	460	9.9	595	12.4
Semi-detached house	1,195	25.8	1,255	26.2
Row house	570	12.3	805	16.8
Apartment, detached duplex	270	5.8	260	5.4
Apartment, building that has five or more storeys	290	6.3	335	7.0
Apartment, building that has fewer than five storeys	1,745	37.7	1,445	30.2
Other single-attached house	100	2.2	90	1.9
Movable dwelling	0	0.0	0	0.0

Dwelling Units by Housing Type, 2001
Little Portugal





Household: Refers to a person or a group of persons (other than foreign residents), who occupy the same dwelling and do not have a usual place of residence elsewhere in Canada. It may consist of a family group (census family) with or without other non-family persons, of two or more families sharing a dwelling, of a group of unrelated persons, or of one person living alone. Household members who are temporarily absent on Census Day (e.g. temporary residents elsewhere) are considered as part of their usual household. For census purposes, every person is a member of one and only one household.



Census Family: Refers to a married couple (with or without children of either or both spouses), a couple living common-law (with or without children of either or both partners) or a lone parent of any marital status, with at least one child living in the same dwelling. A couple living common-law may be of opposite or same sex. 'Children' in a census family include grandchildren living with their grandparent(s) but with no parents present.

HOUSEHOLD INCOME Indicator	1996		2001	
	Number	%	Number	%
Private households by income	4,625	100.0	4,785	99.9
Under \$10,000	425	9.2	380	7.9
\$10,000 - \$19,999	765	16.5	730	15.2
\$20,000 - \$29,999	735	15.9	685	14.3
\$30,000 - \$39,999	685	14.8	560	11.7
\$40,000 - \$49,999	565	12.2	460	9.6
\$50,000 - \$59,999	445	9.6	285	5.9
\$60,000 - \$69,999	385	8.3	400	8.4
\$70,000 - \$79,999	235	5.1	345	7.2
\$80,000 - \$89,999	95	2.1	225	4.7
\$90,000 - \$99,999	90	1.9	210	4.4
\$100,000 and over	195	4.2	490	10.2
Average household income - \$	40,650		49,790	
Median household income - \$	35,842		40,369	

FAMILY INCOME Indicator	1996		2001	
	Number	%	Number	%
Census families by income	3,555	100.0	3,475	100.0
Under \$10,000	300	8.4	290	8.3
\$10,000 - \$19,999	510	14.3	270	7.8
\$20,000 - \$29,999	650	18.3	550	15.8
\$30,000 - \$39,999	565	15.9	485	14.0
\$40,000 - \$49,999	480	13.5	390	11.2
\$50,000 - \$59,999	380	10.7	290	8.3
\$60,000 - \$69,999	315	8.9	310	8.9
\$70,000 - \$79,999	85	2.4	260	7.5
\$80,000 - \$89,999	65	1.8	175	5.0
\$90,000 - \$99,999	65	1.8	165	4.7
\$100,000 and over	125	3.5	260	7.5
Average family income - \$	39,636		50,010	
Median family income - \$	34,358		41,934	

Household: Refers to a person or a group of persons (other than foreign residents), who occupy the same dwelling and do not have a usual place of residence elsewhere in Canada. It may consist of a family group (census family) with or without other non-family persons, of two or more families sharing a dwelling, of a group of unrelated persons, or of one person living alone. Household members who are temporarily absent on Census Day (e.g. temporary residents elsewhere) are considered as part of their usual household. For census purposes, every person is a member of one and only one household.

Census Family: Refers to a married couple (with or without children of either or both spouses), a couple living common-law (with or without children of either or both partners) or a lone parent of any marital status, with at least one child living in the same dwelling. A couple living common-law may be of opposite or same sex. 'Children' in a census family include grandchildren living with their grandparent(s) but with no parents present.

POVERTY	1996	2001	% Chg
Economic families by low income status	3,340	3,310	-0.9
Low income	1,055	790	-25.1
Other	2,285	2,525	10.5
Families %	32	24	-24.4
Unattached individuals by low income status	1,820	2,075	14.0
Low income	1,015	1,005	-1.0
Other	805	1,065	32.3
Unattached individuals %	56	48	-13.2
Persons in private households by low income status	13,580	13,190	-2.9
Low income	4,500	3,450	-23.3
Other	9,070	9,745	7.4
All Persons %	33	26	-21.1

Incidence of Low Income, 2001
Little Portugal

