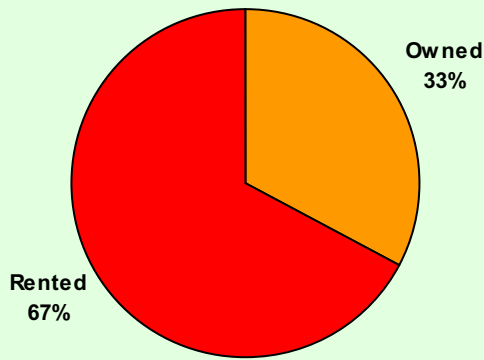
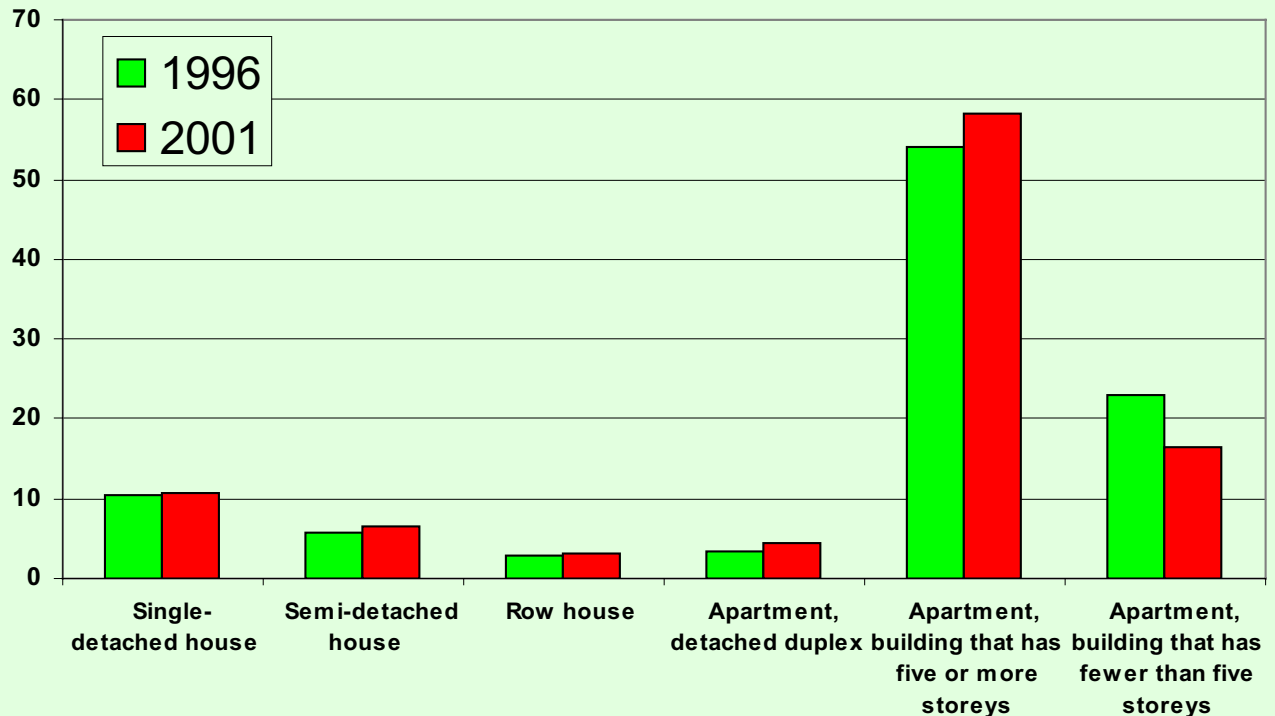


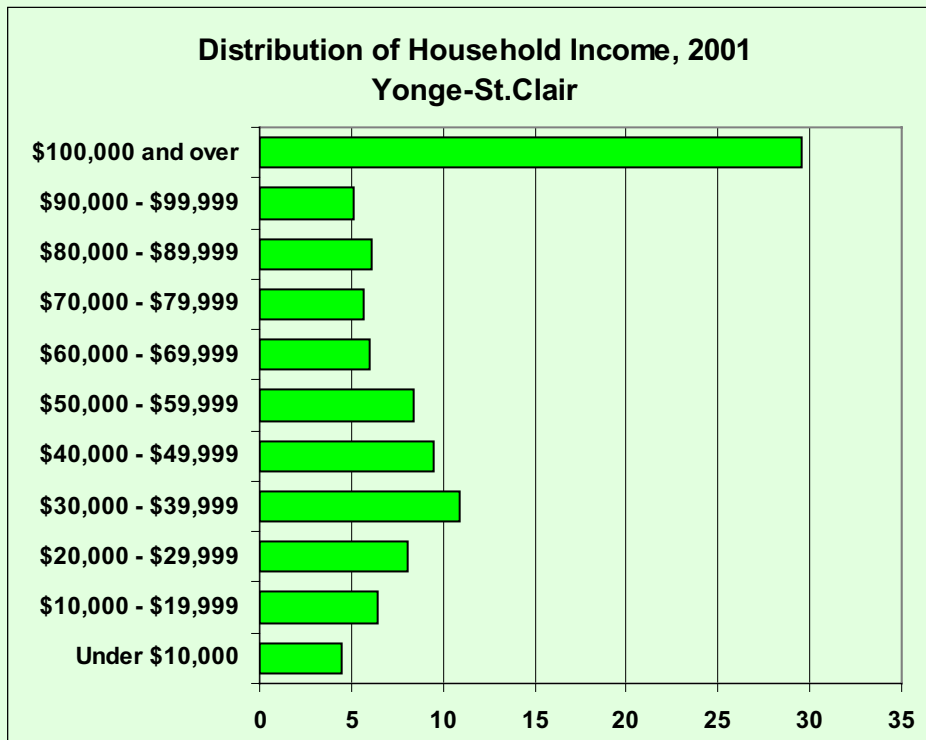
Households by Tenure, 2001
Yonge-St.Clair



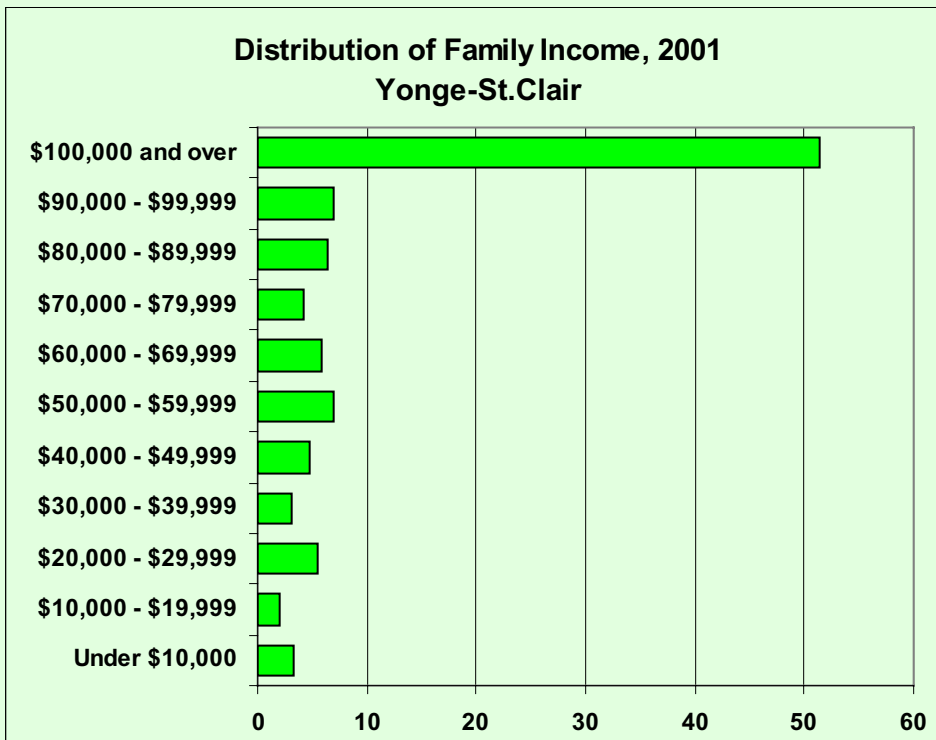
HOUSING Indicator	1996		2001	
	Number	%	Number	%
Occupied private dwellings (20% sample data)	6,025	100.0	6,230	100.0
Owned	1,645	27.3	2,035	32.7
Rented	4,380	72.7	4,185	67.2
Occupied private dwellings by structure type	6,030	100.1	6,240	100.2
Single-detached house	635	10.5	670	10.8
Semi-detached house	345	5.7	410	6.6
Row house	175	2.9	200	3.2
Apartment, detached duplex	200	3.3	280	4.5
Apartment, building that has five or more storeys	3,265	54.2	3,625	58.2
Apartment, building that has fewer than five storeys	1,385	23.0	1,020	16.4
Other single-attached house	10	0.2	25	0.4
Movable dwelling	0	0.0	0	0.0

Dwelling Units by Housing Type, 2001
Yonge-St.Clair





Household: Refers to a person or a group of persons (other than foreign residents), who occupy the same dwelling and do not have a usual place of residence elsewhere in Canada. It may consist of a family group (census family) with or without other non-family persons, of two or more families sharing a dwelling, of a group of unrelated persons, or of one person living alone. Household members who are temporarily absent on Census Day (e.g. temporary residents elsewhere) are considered as part of their usual household. For census purposes, every person is a member of one and only one household.



Census Family: Refers to a married couple (with or without children of either or both spouses), a couple living common-law (with or without children of either or both partners) or a lone parent of any marital status, with at least one child living in the same dwelling. A couple living common-law may be of opposite or same sex. 'Children' in a census family include grandchildren living with their grandparent(s) but with no parents present.

HOUSEHOLD INCOME	1996		2001	
	Number	%	Number	%
Private households by income	6,025	100.0	6,240	100.0
Under \$10,000	330	5.5	280	4.5
\$10,000 - \$19,999	590	9.8	400	6.4
\$20,000 - \$29,999	705	11.7	505	8.1
\$30,000 - \$39,999	880	14.6	680	10.9
\$40,000 - \$49,999	545	9.0	590	9.5
\$50,000 - \$59,999	485	8.0	525	8.4
\$60,000 - \$69,999	470	7.8	375	6.0
\$70,000 - \$79,999	315	5.2	355	5.7
\$80,000 - \$89,999	265	4.4	380	6.1
\$90,000 - \$99,999	150	2.5	320	5.1
\$100,000 and over	1,290	21.4	1,840	29.5
Average household income - \$	83,592		116,296	
Median household income - \$	56,216		77,326	

FAMILY INCOME	1996		2001	
	Number	%	Number	%
Census families by income	2,205	100.0	2,545	100.0
Under \$10,000	50	2.3	85	3.3
\$10,000 - \$19,999	115	5.2	50	2.0
\$20,000 - \$29,999	130	5.9	140	5.5
\$30,000 - \$39,999	190	8.6	80	3.1
\$40,000 - \$49,999	155	7.0	120	4.7
\$50,000 - \$59,999	115	5.2	175	6.9
\$60,000 - \$69,999	155	7.0	150	5.9
\$70,000 - \$79,999	140	6.3	105	4.1
\$80,000 - \$89,999	170	7.7	165	6.5
\$90,000 - \$99,999	65	2.9	175	6.9
\$100,000 and over	895	40.6	1,310	51.5
Average family income - \$	118,600		167,123	
Median family income - \$	85,007		118,936	

Household: Refers to a person or a group of persons (other than foreign residents), who occupy the same dwelling or place of residence elsewhere in Canada. It may consist of a family group (census family) without other non-family persons, of two or more families sharing a dwelling, of a group of unrelated persons living in the same household members who are temporarily absent on Census Day (e.g. temporary elsewhere) are considered as part of their usual household. For census purposes, every person is a member of one household and only one household.

Census Family: Refers to a married couple (with or without children of either or both spouses), a couple living with or without a partner (with either or both partners) or a lone parent of any marital status, with at least one child living in the same dwelling. A couple living common-law may be of opposite or same sex. 'Children' in a census family living with their grandparent(s) but with no parents present.

POVERTY	1996	2001	% Chg
Economic families by low income status	2,290	2,665	16.4
Low income	210	210	0.0
Other	2,085	2,450	17.5
Families %	9	8	-14.1
Unattached individuals by low income status	4,325	3,920	-9.4
Low income	905	585	-35.4
Other	3,420	3,330	-2.6
Unattached individuals %	21	15	-28.7
Persons in private households by low income status	10,080	10,610	5.3
Low income	1,445	1,135	-21.5
Other	8,630	9,465	9.7
All Persons %	14	11	-25.4

Incidence of Low Income, 2001
Yonge -St.Clair

