

RESERVES AND RESERVE FUNDS VARIANCE REPORT
RESERVES
AS OF SEPTEMBER 30, 2007

RESERVE / ACCOUNT	2007 ANNUAL BUDGET			ACTUALS TO SEP 30, 2007			LAST TRANS DATE
	BALANCE JAN 1, 2007	TRANSFERS FROM (TO) OTHER FUNDS	BALANCE DEC 31, 2007	BALANCE JAN 1, 2007	TRANSFERS FROM (TO) OTHER FUNDS	BALANCE SEP 30, 2007	
Corporate							
Working Capital	79,395,415		79,395,415	79,395,415		79,395,415	Dec-03
Council Severance Cost	0	175,000	175,000	0	175,000	175,000	May-07
Contingency Appeals	629,783		629,783	629,783		629,783	Dec-06
Vehicle & Equip Replacement	136,723,460	(60,699,696)	76,023,764	136,723,460	2,635,046	139,358,507	Sep-07
	<u>216,748,658</u>	<u>(60,524,696)</u>	<u>156,223,962</u>	<u>216,748,658</u>	<u>2,810,046</u>	<u>219,558,705</u>	
Water & Wastewater							
Vehicle & Equip Repl - Water/Wastewater	9,961,378	(6,891,934)	3,069,444	9,961,378	178,146	10,139,524	Sep-07
Water & Wastewater Stabilization	12,237,179		12,237,179	12,237,179		12,237,179	Dec-06
	<u>22,198,556</u>	<u>(6,891,934)</u>	<u>15,306,622</u>	<u>22,198,556</u>	<u>178,146</u>	<u>22,376,703</u>	
TOTAL RESERVES	<u>238,947,215</u>	<u>(67,416,630)</u>	<u>171,530,585</u>	<u>238,947,215</u>	<u>2,988,193</u>	<u>241,935,407</u>	

**RESERVES AND RESERVE FUNDS VARIANCE REPORT
COUNCIL DIRECTED RESERVE FUNDS
AS OF SEPTEMBER 30, 2007**

RESERVE FUND / ACCOUNT	2007 ANNUAL BUDGET				ACTUALS TO SEPTEMBER 30, 2007				LAST TRANS DATE
	BALANCE JAN 1, 2007	INTEREST & OTHER CONTRIBUTIONS	TRANSFERS FROM (TO) OTHER FUNDS	BALANCE DEC 31, 2007	BALANCE JAN 1, 2007	INTEREST & OTHER CONTRIBUTIONS	TRANSFERS FROM (TO) OTHER FUNDS	BALANCE SEP 30, 2007	
Employee Benefits									
Worker's Compensation	12,852,050	564,597	(1,156,410)	12,260,237	12,852,050	431,079	1,305,245	14,588,374	Sep-07
Employee Benefits	154,336,688	6,801,209	(12,968,634)	148,169,263	154,336,688	5,121,886	(8,701,602)	150,756,972	Sep-07
Sick Leave	67,265,889	2,829,494	(11,510,288)	58,585,095	67,265,889	2,230,736	(9,743,107)	59,753,518	Sep-07
Workforce Reduction	371	17		388	371	11		383	Sep-07
Police Central Sick Pay	3,792,785	165,068	(408,700)	3,549,153	3,792,785	123,127	(1,184,195)	2,731,717	Aug-07
	<u>238,247,783</u>	<u>10,360,385</u>	<u>(26,044,032)</u>	<u>222,564,136</u>	<u>238,247,783</u>	<u>7,906,840</u>	<u>(18,323,659)</u>	<u>227,830,964</u>	
Stabilization									
Social Services Stabilization	32,665,676	794,108	(30,804,900)	2,654,884	32,665,676	1,138,495	(2,625,000)	31,179,171	Sep-07
TTC Stabilization	116,624,564	3,156,730	(96,000,000)	23,781,294	116,624,564	3,556,411	(96,000,000)	24,180,975	Jul-07
NY Performing Arts Centre Stabilization	2,629,132	120,940		2,750,073	2,629,132	90,968		2,720,101	Jul-06
Social Housing Stabilization	35,136,905	1,023,760	(25,762,500)	10,398,166	35,136,905	1,228,404	660,000	37,025,309	Aug-07
Homes For the Aged Stabilization	4,630,005	132,515	(3,498,500)	1,264,020	4,630,005	149,988		4,779,993	Dec-06
Winter Control Stabilization	11,401,926	524,489		11,926,414	11,401,926	395,237		11,797,163	Dec-06
Provincial Offences Courts Stab	11,841,630	422,843	(5,298,800)	6,965,672	11,841,630	408,715	(498,644)	11,751,701	Sep-07
Hummingbird Stabilization	171,680	7,897		179,577	171,680	5,940		177,620	Sep-06
Zoo Stabilization	312,420	14,371		326,792	312,420	10,810		323,230	Dec-06
	<u>215,413,939</u>	<u>6,197,653</u>	<u>(161,364,700)</u>	<u>60,246,892</u>	<u>215,413,939</u>	<u>6,984,967</u>	<u>(98,463,644)</u>	<u>123,935,262</u>	
Corporate									
Insurance	17,456,019	932,677	5,639,148	24,027,844	17,456,019	669,524	6,929,784	25,055,327	Sep-07
Capital Financing	32,972,907	1,509,100	(332,763)	34,149,245	32,972,907	1,408,665	35,255,986	69,637,558	Sep-07
Election	6,996,466	384,793	2,737,217	10,118,476	6,996,466	272,757	2,142,766	9,411,989	Sep-07
Animal Transaction - Zoo	398,703	18,340		417,043	398,703	14,773		413,475	Dec-06
Environmental Liabilities	3,322,787	152,848		3,475,635	3,322,787	114,969		3,437,755	Dec-99
St Lawrence Ctre For The Arts R F	0	0		0	0	935,594	(630,778)	304,816	Sep-07
Enwave District Energy	993,682	41,109	(200,000)	834,792	993,682	34,381		1,028,064	Dec-05
Museum And Heritage Services	4,268	196		4,464	4,268	148		4,416	May-05
Endowment for Prog Toronto Music Garden	623,683	28,689		652,372	623,683	21,353	(23,683)	621,352	Jun-07
Emergency Planning	6,089	115,280	5,000,000	5,121,370	6,089	9,589	5,000,000	5,015,678	Aug-07
Light Emitting Diode (LED)	850,000	39,100		889,100	850,000	26,929		876,929	Dec-06
Emergency Technology Acquisition	581,857	26,765		608,622	581,857	20,132		601,989	Oct-06
Telecommunication Development	213,903	9,840		223,742	213,903	7,401		221,304	Oct-06
Arbitration And Legal Awards	3,436,693	143,299	(643,000)	2,936,991	3,436,693	116,968		3,553,660	Mar-07
Utility Conservation/Retrofit	77,541	9,777	270,000	357,318	77,541	6,357	270,000	353,899	May-07
Innovation	2,456,142	94,035	(823,826)	1,726,351	2,456,142	85,214	(31,270)	2,510,086	Sep-07
Strategic Infrastructure Partnership	0	4,412,926	191,866,353	196,279,279	0	0		0	-
Land Acquisition	134,884,937	5,089,267	(48,497,403)	91,476,801	134,884,937	4,569,858	(27,059,274)	112,395,520	Sep-07
	<u>205,275,675</u>	<u>13,008,043</u>	<u>155,015,726</u>	<u>373,299,444</u>	<u>205,275,675</u>	<u>8,314,612</u>	<u>21,853,530</u>	<u>235,443,817</u>	

**RESERVES AND RESERVE FUNDS VARIANCE REPORT
COUNCIL DIRECTED RESERVE FUNDS
AS OF SEPTEMBER 30, 2007**

RESERVE FUND / ACCOUNT	2007 ANNUAL BUDGET				ACTUALS TO SEPTEMBER 30, 2007				LAST TRANS DATE
	BALANCE JAN 1, 2007	INTEREST & OTHER CONTRIBUTIONS	TRANSFERS FROM (TO) OTHER FUNDS	BALANCE DEC 31, 2007	BALANCE JAN 1, 2007	INTEREST & OTHER CONTRIBUTIONS	TRANSFERS FROM (TO) OTHER FUNDS	BALANCE SEP 30, 2007	
Community Initiatives									
Heritage	461,630	16,635	(200,000)	278,265	461,630	16,015	(24,391)	453,254	Sep-07
Public Art	128,680	5,367	(24,000)	110,047	128,680	4,220	(62,076)	70,825	Sep-07
CNE Prize	1,542	71		1,613	1,542	53		1,596	Jan-06
Gordon Sinclair Scholarship	29,307	1,348		30,655	29,307	2,591		31,898	Dec-04
Commercial Facade Improvement	346,012	15,917		361,929	346,012	11,972		357,984	Oct-02
Community Heritage	478,972	16,076	(258,990)	236,058	478,972	17,247		496,219	Dec-06
Capital Revolving Fund - Affordable Housing	27,554,057	1,056,243	(9,184,500)	19,425,800	27,554,057	28,216,718	(2,790,699)	52,980,076	Sep-07
Child Care Expansion	33,468,508	1,173,752	(15,904,300)	18,737,960	33,468,508	12,885,000		46,353,507	Mar-07
Child Care Capital Cost	13,415,970	566,199	(2,214,580)	11,767,590	13,415,970	471,346	76,519	13,963,835	Sep-07
Mayor's Homeless Initiative	5,080,938	164,309	(3,018,000)	2,227,247	5,080,938	163,374	(1,807,966)	3,436,345	Sep-07
Public Health Efficiency	666,067	38,229	330,000	1,034,296	666,067	26,207	330,000	1,022,274	Jun-07
Cultural Facilities Capital Grant	107,350	4,938		112,288	107,350	3,406		110,756	Dec-06
Termite Control	21,507	989		22,496	21,507	744		22,251	Sep-00
Home Improvement	75,656	3,480		79,136	75,656	2,618		78,274	Oct-06
	<u>81,836,197</u>	<u>3,063,555</u>	<u>(30,474,370)</u>	<u>54,425,381</u>	<u>81,836,197</u>	<u>41,821,511</u>	<u>(4,278,614)</u>	<u>119,379,094</u>	
State of Good Repair									
Solid Waste Management - Perpetual Care	35,796,218	1,505,815	(6,122,226)	31,179,807	35,796,218	1,239,780	(252,582)	36,783,416	Sep-07
Exhibition Place Capital Improvement	1,966,347	45,832	(1,940,000)	72,179	1,966,347	68,036	(276,332)	1,758,051	Sep-07
Scarborough Civic Centre Expansion	958,608	44,096		1,002,704	958,608	33,752		992,360	Dec-06
Toronto Public Library Capital Projects	92,451	3,057	(52,000)	43,508	92,451	2,802	(94,792)	461	Sep-07
Don River Park	0	0		0	0	43,663		43,663	Jul-07
Road Enhancement	1,876,682	60,038	(1,143,000)	793,721	1,876,682	62,576	(411,293)	1,527,965	Jun-07
Road & Sidewalk Repair	6,578,072	256,591	(2,000,000)	4,834,664	6,578,072	13,047,641	(2,000,000)	17,625,713	Sep-07
Waste Management	23,589,216	758,389	(14,205,000)	10,142,605	23,589,216	816,189	(4,312)	24,401,093	Sep-07
Green Lane	0	0	3,623,293	3,623,293	0	246	232,432	232,679	Sep-07
Green Lane Perpetual Care	0	0	194,009	194,009	0	96	90,390	90,486	Sep-07
Casa Loma Capital Maintenance	2,398,003	75,808	(1,500,000)	973,811	2,398,003	84,296	800,000	3,282,299	Sep-07
Union Station	4,395,765	202,205		4,597,971	4,395,765	148,367		4,544,133	Dec-06
	<u>77,651,364</u>	<u>2,951,832</u>	<u>(23,144,924)</u>	<u>57,458,272</u>	<u>77,651,364</u>	<u>15,547,444</u>	<u>(1,916,489)</u>	<u>91,282,319</u>	
TOTAL COUNCIL DIRECTED RESERVE FUNDS	<u>818,424,958</u>	<u>35,581,467</u>	<u>(86,012,300)</u>	<u>767,994,125</u>	<u>818,424,958</u>	<u>80,575,374</u>	<u>(101,128,875)</u>	<u>797,871,457</u>	

**RESERVES AND RESERVE FUNDS VARIANCE REPORT
OBLIGATORY RESERVE FUNDS
AS OF SEPTEMBER 30, 2007**


RESERVE FUND / ACCOUNT	2007 ANNUAL BUDGET				ACTUALS TO SEPTEMBER 30, 2007			
	BALANCE JAN 1, 2007	INTEREST & OTHER CONTRIBUTIONS	TRANSFERS FROM (TO) OTHER FUNDS	BALANCE DEC 31, 2006	BALANCE JAN 1, 2007	INTEREST & OTHER CONTRIBUTIONS	TRANSFERS FROM (TO) OTHER FUNDS	BALANCE SEP 30, 2007
Development Charges	194,599,167	55,805,741	(97,818,311)	152,586,596	194,599,167	33,423,213	(19,940,298)	208,082,082
Community Services								
Client ID & Benefits	190,220	8,750		198,970	190,220	8,049		198,269
Ontario Works	2,149,082	49,537	(2,144,400)	54,219	2,149,082	88,835		2,237,917
National Child Benefit Support	9,459,924	293,707	(6,150,000)	3,603,631	9,459,924	358,735	(1,000,000)	8,818,659
Homes For The Aged	22,929,573	838,560	(9,400,000)	14,368,133	22,929,573	790,648	(922,896)	22,797,325
Kids @ Computers Scholarship Project	8,262,010	299,552	(3,500,000)	5,061,562	8,262,010	294,913		8,556,922
Social Housing Federal	28,169,341	1,295,790		29,465,131	28,169,341	979,249		29,148,590
	71,160,150	2,785,896	(21,194,400)	52,751,646	71,160,150	2,520,429	(1,922,896)	71,757,683
Parkland Acq / New Development	70,558,191	8,518,571	(19,821,986)	59,254,777	70,558,191	9,571,597	(3,502,009)	76,627,779
Third Party Agreements								
Parking	5,032,279	116,485	(5,000,000)	148,764	5,032,279	153,810	(3,750,000)	1,436,088
Better Bldg Partnership	6,157,741	1,019,277	(913,000)	6,264,018	6,157,741	689,014	(281,500)	6,565,255
Subdivders Deposit	18,942,612	864,460	(300,000)	19,507,073	18,942,612	655,416		19,598,028
Golden Mile Transportation System Improvement	2,619,870	120,514		2,740,384	2,619,870	158,487	(1,109,807)	1,668,550
Guild Inn	214,164	9,852		224,016	214,164	7,601		221,766
Alexander St Theatre Project	392,720	18,065		410,785	392,720	13,588		406,308
Design Exchange	507,169	523,330	(500,000)	530,499	507,169	10,596	(517,504)	261
Infrastructure	681,377	19,153	(530,000)	170,530	681,377	23,403	(32,762)	672,018
Provincial Gas Tax Revenues for Public Transit	0	91,600,000	(91,600,000)	0	0	80,534,828	(63,167,414)	17,367,414
Police OMERS Type 3	73,303,045	3,371,940		76,674,985	73,303,045	1,962,485	(75,265,530)	(0)
Ward 23 Parks & Recreation Improvement	2,357,415	97,976	(455,000)	2,000,391	2,357,415	82,107	(121,275)	2,318,247
Design Exchange Capital Maintenance	118,011	5,428		123,439	118,011	3,500		121,510
Ireland Park	52,302	2,406		54,708	52,302	1,810		54,112
	110,378,705	97,768,886	(99,298,000)	108,849,592	110,378,705	84,296,643	(144,245,793)	50,429,556
State of Good Repair								
Ridley Road	9,594	441		10,035	9,594	332		9,926
Building Code Act Service Improvement	4,321,268	239,028	1,750,000	6,310,296	4,321,268	143,388		4,464,656
Hummingbird Capital Improvement	3,023,746	1,054,592	(2,450,000)	1,628,338	3,023,746	358,096	(1,476,249)	1,905,594
Performing Arts Capital	5,398,733	243,944	(191,200)	5,451,477	5,398,733	186,018	(19,337)	5,565,414
Tam Heather	15,252	702		15,953	15,252	528		15,779

**RESERVES AND RESERVE FUNDS VARIANCE REPORT
OBLIGATORY RESERVE FUNDS
AS OF SEPTEMBER 30, 2007**

RESERVE FUND / ACCOUNT	2007 ANNUAL BUDGET				ACTUALS TO SEPTEMBER 30, 2007			
	BALANCE JAN 1, 2007	INTEREST & OTHER CONTRIBUTIONS	TRANSFERS FROM (TO) OTHER FUNDS	BALANCE DEC 31, 2006	BALANCE JAN 1, 2007	INTEREST & OTHER CONTRIBUTIONS	TRANSFERS FROM (TO) OTHER FUNDS	BALANCE SEP 30, 2007
Racquet Sports- Scarborough	464,751	22,184	35,000	521,935	464,751	18,296	141,813	624,861
Campeau Dock	202,346	9,308		211,654	202,346	7,001		209,347
Regent Park Residents' Association	261,637	12,035		273,672	261,637	9,053		270,690
Harbourfront Parkland	8,168,679	344,157	(1,374,000)	7,138,837	8,168,679	269,729	(1,350,317)	7,088,091
	<u>21,866,006</u>	<u>1,926,392</u>	<u>(2,230,200)</u>	<u>21,562,198</u>	<u>21,866,006</u>	<u>992,441</u>	<u>(2,704,090)</u>	<u>20,154,357</u>
Water / Wastewater								
Water & Wastewater Capital	151,694,043	5,432,658	(116,357,336)	40,769,365	151,694,043	6,621,511	103,327,351	261,642,905
Water Efficiency Loan	2,000,000	92,000		2,092,000	2,000,000	42,905		2,042,905
	<u>153,694,043</u>	<u>5,524,658</u>	<u>(116,357,336)</u>	<u>42,861,365</u>	<u>153,694,043</u>	<u>6,664,416</u>	<u>103,327,351</u>	<u>263,685,811</u>
Parking Authority								
Parking Payment In Lieu	6,066,026	282,437	(4,300,000)	2,048,463	6,066,026	216,136	437,208	6,719,369
Parking Authority Mall Rented Property	689,730	234,028	(100,000)	823,758	689,730	172,189		861,920
	<u>6,755,756</u>	<u>516,465</u>	<u>(4,400,000)</u>	<u>2,872,221</u>	<u>6,755,756</u>	<u>388,326</u>	<u>437,208</u>	<u>7,581,289</u>
Planning Act								
Yonge St. Service Rd.	4,024,116	185,109		4,209,225	4,024,116	139,235		4,163,351
Dundas ST W Improvement	184,706	5,046	(150,000)	39,752	184,706	6,391	(65,445)	125,652
East of Bay & Vicinity Parks	1,004,176	46,192		1,050,368	1,004,176	34,745		1,038,921
Bloor Street Transformation	78,649	3,618		82,267	78,649	2,721		81,370
Public Parking - 109 Front Street	60,304	2,774		63,078	60,304	2,087		62,391
Jarvis Street Corridor	1,122,385	51,630		1,174,014	1,122,385	38,835		1,161,219
University Theatre RF	1,012,289	46,565		1,058,854	1,012,289	35,025		1,047,314
247 Richmond Street East	200,000	9,200		209,200	200,000	6,336		206,336
226 King Street East	95,000	3,910	(20,000)	78,910	95,000	3,010		98,010
Davisville / June Rowlands Park	200,000	9,200		209,200	200,000	6,336		206,336
Winchester Square	564,854	25,983		590,837	564,854	19,544		584,398
Wychood Car Barns Redevelopment	52,078	2,396		54,473	52,078	1,794		53,871
	<u>8,598,556</u>	<u>391,624</u>	<u>(170,000)</u>	<u>8,820,180</u>	<u>8,598,556</u>	<u>296,058</u>	<u>(65,445)</u>	<u>8,829,169</u>

**RESERVES AND RESERVE FUNDS VARIANCE REPORT
OBLIGATORY RESERVE FUNDS
AS OF SEPTEMBER 30, 2007**

RESERVE FUND / ACCOUNT	2007 ANNUAL BUDGET				ACTUALS TO SEPTEMBER 30, 2007			
	BALANCE JAN 1, 2007	INTEREST & OTHER CONTRIBUTIONS	TRANSFERS FROM (TO) OTHER FUNDS	BALANCE DEC 31, 2006	BALANCE JAN 1, 2007	INTEREST & OTHER CONTRIBUTIONS	TRANSFERS FROM (TO) OTHER FUNDS	BALANCE SEP 30, 2007
Donations								
WWII Memorial Donations	2,548	117		2,665	2,548	88		2,636
WWII Memorial Maintenance	50,779	2,336		53,114	50,779	1,757		52,536
Zoo Endangered Species	748,545	34,433		782,978	748,545	28,439		776,983
Earl Bales Bandshell	5,481	252		5,733	5,481	190		5,671
Public Arts	699,573	29,213	(129,000)	599,786	699,573	13,916	(5,417)	708,071
Police Museum	608,000	26,519	(63,000)	571,519	608,000	20,701		628,701
Historical Museum	16,648	651	(5,000)	12,299	16,648	576		17,224
Kew Gardens Playground	126,731	5,830		132,560	126,731	4,385		131,116
Art Collection	20,440	940		21,380	20,440	683	(2,500)	18,623
Fire Services Public Education	303,799	13,975		317,774	303,799	10,511		314,311
Chinese Archway	259,814	11,951		271,765	259,814	8,990		268,803
Wabash Community Centre Project	12,784	588		13,373	12,784	440		13,225
Ashbridges Bay Treatment Plant Skateboard Pe	646	30		675	646	22		668
Balfour Park Improvements	4,855	223		5,079	4,855	55,884		60,739
Ward 37 Skateboard	11,351	522		11,873	11,351	393		11,744
Ward 37 Woodbine Beach Park Playgrnd	0	0		0	0	25,025		25,025
Allan Gardens Revitalization	0	0		0	0	27,238		27,238
Public Access Defibrillation	21,340	982		22,322	21,340	738		22,078
Museum Donations	17,041	784	0	17,825	17,041	1,220		18,261
	<u>2,910,375</u>	<u>129,346</u>	<u>(197,000)</u>	<u>2,842,721</u>	<u>2,910,375</u>	<u>201,196</u>	<u>(7,917)</u>	<u>3,103,654</u>
TOTAL OBLIGATORY RESERVE FUNDS	<u>640,520,951</u>	<u>173,367,578</u>	<u>(361,487,233)</u>	<u>452,401,296</u>	<u>640,520,951</u>	<u>138,354,318</u>	<u>(68,623,889)</u>	<u>710,251,381</u>
TOTAL - ALL RESERVE FUNDS	<u>1,458,945,909</u>	<u>208,949,045</u>	<u>(447,499,533)</u>	<u>1,220,395,421</u>	<u>1,458,945,909</u>	<u>218,929,692</u>	<u>(169,752,763)</u>	<u>1,508,122,838</u>
TOTAL - RESERVES & RESERVE FUNDS	<u>1,697,893,123</u>	<u>208,949,045</u>	<u>(514,916,163)</u>	<u>1,391,926,005</u>	<u>1,697,893,123</u>	<u>218,929,692</u>	<u>(166,764,571)</u>	<u>1,750,058,245</u>



**LAST
TRANS
DATE**


Sep-07

Dec-06
Dec-06
Sep-07
Sep-07
Dec-06
Dec-06

Sep-07

Sep-07
Sep-07
Nov-06
Jun-07
Dec-06
Nov-05
May-07
Jun-07
Sep-07
Jul-07
Sep-07
Dec-06
May-06

Dec-99
Dec-06
Sep-07
Sep-07
Dec-99




**LAST
TRANS
DATE**

Sep-07
Dec-99
Dec-99
Jun-07

Sep-07
Dec-06

May-07
May-07

Sep-03
Sep-07
Sep-05
Aug-06
Dec-04
Dec-02
Oct-06
Dec-06
Dec-06
Dec-06
Aug-04
Dec-06



**LAST
TRANS
DATE**

Sep-04
Oct-06
Apr-07
Sep-05
Jun-07
Dec-06
Oct-06
Dec-04
Jun-07
Mar-06
Sep-06
Dec-06
Jun-06
Aug-07
Sep-06
Aug-07
Apr-07
Oct-05
Sep-07