




SENTINEL RD
FINCH AVE W- DOVEHOUSE AVE
PROPOSED BICYCLE LANE LOCATION PLAN

LEGEND

-  PROPOSED BICYCLE LANE WITHOUT PARKING
-  PROPOSED BICYCLE LANE WITH PARKING
-  SIGNALIZED INTERSECTION