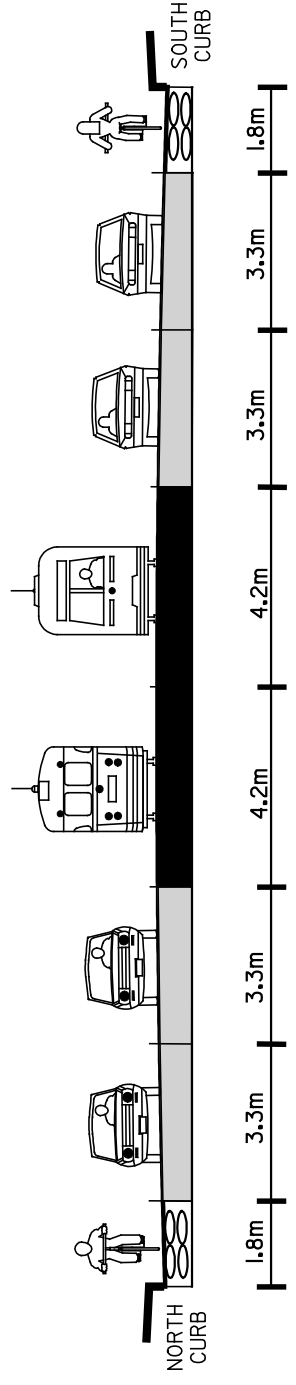





**EXISTING CROSS SECTION A - A**



**PROPOSED CROSS SECTION A - A**

**LEGEND**

-  BICYCLE LANE
-  GENERAL PURPOSE LANE
-  STREETCAR ROW

# THE QUEENSWAY WINDERMERE AV - CLAUDE AVE CROSS SECTION A - A

**PAVEMENT WIDTH: 25.2m**