




#### LEGEND

-  CONSTRUCTION STAGING AREA
-  1.5m PEDESTRIAN WALKWAY
-  JERSEY BARRIER

#### NOTE:

INFORMATION ON THIS PLAN IS BASED ON OFFICE RECORDS AND IS SUBJECT TO FIELD VERIFICATION.

ALL DIMENSIONS ARE APPROXIMATE.

## EXTENSION OF SIDEWALK AND LANE CLOSURE DURATION CUMBERLAND STREET