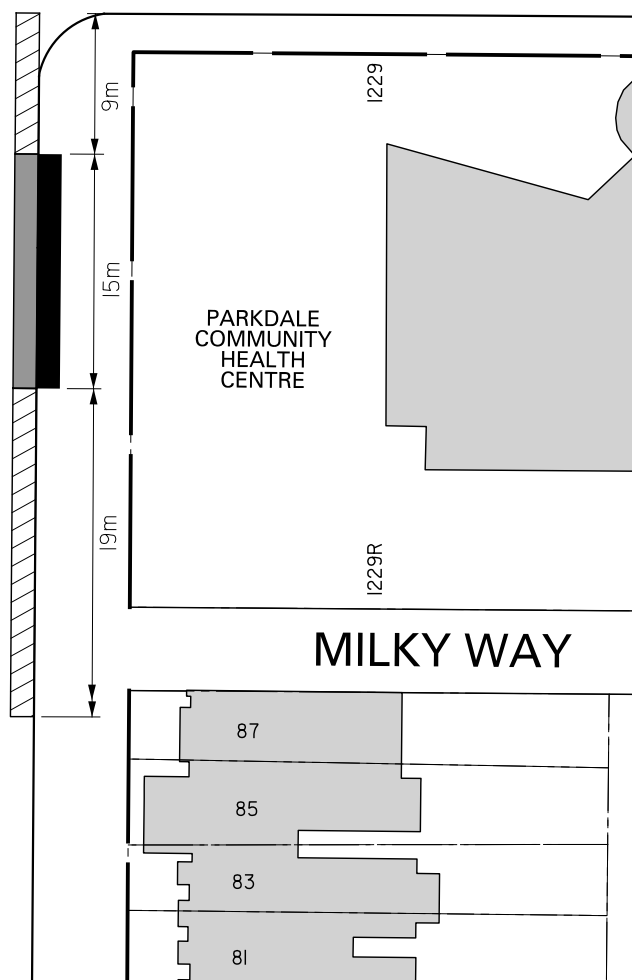





QUEEN ST W



LEGEND:

-  PROPOSED DISABLED PERSON'S LOADING ZONE AND NO STOPPING ANYTIME
-  EXISTING NO STOPPING ANYTIME TO BE RESCINDED
-  EXISTING NO STOPPING ANYTIME

NOTES:
 INFORMATION ON THIS PLAN IS BASED
 ON OFFICE RECORDS AND IS SUBJECT
 TO FIELD VERIFICATION.
 ALL DIMENSIONS ARE APPROXIMATE.

GWYNNE AVE
 FROM A POINT 15m SOUTH OF QUEEN ST W
 TO A POINT 15M FURTHER SOUTH
 PROPOSED DISABLED PERSON'S LOADING ZONE

