

**THE BOARD OF MANAGEMENT FOR THE
RONCESVALLES VILLAGE
BUSINESS IMPROVEMENT AREA**

**Financial Statements
For the Year Ended December 31, 2011**

**RONCESVALLES VILLAGE
BUSINESS IMPROVEMENT AREA**

DECEMBER 31, 2011

CONTENTS

	<u>Page</u>
Independent auditor's report	3
Financial statements	
Statement of financial position	4
Statement of operations	5
Statement of cash flows	6
Notes to financial statements	7 – 10

AUDITOR'S REPORT

To the Council of the Corporation of the City of Toronto and the Board of Management for the Roncesvalles Village Business Improvement Area

I have audited the accompanying financial statements of the Roncesvalles Village Business Improvement Area, which comprise the statement of financial position as at December 31, 2011 and the statements of operations and cash flows for the year then ended, and a summary of significant accounting policies and other explanatory information.

Management's responsibility for the financial statements

Management is responsible for the preparation and fair presentation of these financial statements in accordance with Canadian generally accepted accounting principles and for such internal control as management determines is necessary to enable the preparation of financial statements that are free from material misstatement, whether due to fraud or error.

Auditor's Responsibility

My responsibility is to express an opinion on these financial statements based on my audit. I conducted my audit in accordance with Canadian generally accepted auditing standards. Those standards require that I comply with ethical requirements and plan and perform the audit to obtain reasonable assurance whether the financial statements are free of material misstatement.


An audit involves performing procedures to obtain audit evidence about the amounts and disclosures in the financial statements. The procedures selected depend on the auditor's judgment, including the assessment of the risks of material misstatement of the financial statements, whether due to fraud or error. In making those risk assessments, the auditor considers internal control relevant to the entity's preparation and fair presentation of the financial statements in order to design audit procedures that are appropriate in the circumstances, but not for the purpose of expressing an opinion on the effectiveness of the entity's internal control. An audit also includes evaluating the appropriateness of accounting policies used and the reasonableness of accounting estimates made by management, as well as evaluating the overall presentation of the financial statements.

I believe that the audit evidence I have obtained is sufficient and appropriate to provide a basis for my audit opinion.

Opinion

In my opinion, these financial statements present fairly in all material respects, the financial position of the Board as at December 31, 2011 and the results of its operations and cash flows for the year then ended in accordance with Canadian generally accepted accounting principles.


Toronto, Ontario
May 7, 2012


Chartered Accountant
Licensed Public Accountant


**THE BOARD OF MANAGEMENT FOR THE
RONCESVALLES VILLAGE BUSINESS IMPROVEMENT AREA
STATEMENT OF FINANCIAL POSITION
AS AT DECEMBER 31, 2011**

	2011 \$	2010 \$
FINANCIAL ASSETS		
Cash and short-term investments	62,327	172,480
Accounts receivable		
City of Toronto – special charges (Note 3)	15,430	14,805
Other	32,187	4,045
	<u>109,944</u>	<u>191,330</u>
LIABILITIES		
Accounts payable and accrued liabilities		
City of Toronto	582	3,486
Other	6,088	4,346
	<u>6,670</u>	<u>7,832</u>
NET FINANCIAL ASSETS	103,274	183,498
NON-FINANCIAL ASSETS		
Tangible Capital Assets (Note 4)	3,447	4,596
	<u>106,721</u>	<u>188,094</u>
ACCUMULATED SURPLUS	<u>106,721</u>	<u>188,094</u>

Approved on behalf of the Board of Management:



Chair



Treasurer

**THE BOARD OF MANAGEMENT FOR THE
RONCESVALLES VILLAGE BUSINESS IMPROVEMENT AREA
STATEMENT OF OPERATIONS
FOR THE YEAR ENDED DECEMBER 31, 2011**

	2011 \$ Budget (Note 7)	2011 \$ Actual	2010 \$ Actual
REVENUE			
City of Toronto – special charges	167,199	168,356	167,199
Grants, festival, sponsorships and donations	146,596	176,160	4,325
Interest	-	453	372
	313,795	344,969	171,896
EXPENSES			
Administration	42,129	39,787	41,575
Promotion and advertising	234,700	324,982	49,534
Maintenance	35,431	58,356	21,913
Capital / amortization	40,000	1,149	1,149
Provision for uncollected special charges (Note 4)	1,535	2,068	2,578
	353,795	426,342	116,749
SURPLUS (DEFICIT) FOR THE YEAR	(40,000)	(81,373)	55,147
SURPLUS, BEGINNING OF YEAR	188,094	188,094	132,947
SURPLUS, END OF YEAR	148,094	106,721	188,094

**THE BOARD OF MANAGEMENT FOR THE
RONCESVALLES VILLAGE BUSINESS IMPROVEMENT AREA
STATEMENT OF CASH FLOWS
FOR THE YEAR ENDED DECEMBER 31, 2011**

	2011	2010
	\$	\$
Increase (decrease) in cash and short-term investments		
Cash flows from operating transactions		
Surplus (deficit) for the year	(81,373)	55,147
Non-cash changes to operations		
Add: Non-cash item Amortization of capital assets	1,149	1,149
Increase (decrease) resulting from changes in		
Accounts receivable - City of Toronto	(625)	(3,424)
Accounts receivable – other	(28,142)	2,479
Accounts payable - City of Toronto	(2,904)	3,486
Accounts payable – other	1,742	(3,569)
Cash Provided By (Used In) Operations	(110,153)	55,268
Capital Transactions		
Purchase of tangible capital assets	-	(5,745)
Cash and short-term investments, Beginning Of Year	172,480	122,957
Cash and short-term investments, End Of Year	62,327	172,480

**THE BOARD OF MANAGEMENT FOR THE
RONCESVALLES VILLAGE BUSINESS IMPROVEMENT AREA
NOTES TO THE FINANCIAL STATEMENTS
FOR THE YEAR ENDED DECEMBER 31, 2011**

1. ESTABLISHMENT AND OPERATIONS

The Roncesvalles Business Improvement Area (BIA) is established as a Business Improvement Area under the management and control of a Board of Management appointed by Council of the City of Toronto.

The Board is entrusted with the improvements, beautification and maintenance of municipally owned lands, buildings and structures in the area, together with the promotion of the area as a business or shopping area. Funding is provided by property owners of the BIA who are levied a special charge based on an annual operating budget prepared by the Board and approved by Council under Section 220(17) of the Municipal Act, as amended.

2. SIGNIFICANT ACCOUNTING POLICIES

These financial statements are the representation of management and have been prepared in accordance with generally accepted accounting principles for local governments as prescribed by the Public Sector Accounting Board (PSAB) of the Canadian Institute of Chartered Accountants (CICA), the most significant of which are as follows:

(a) Revenues and expenses are recorded using the accrual basis of accounting.

(b) Capital assets
Purchased capital assets are recorded at cost. Amortization is calculated on a straight-line basis over the estimated useful lives of the assets as follows:

Computers	3 years
Street & Christmas lights	5 years
Street furniture	5 years
Planters	5 years

(c) Services provided without charge by the City of Toronto and others are not recorded in these financial statements.

**THE BOARD OF MANAGEMENT FOR THE
RONCESVALLES VILLAGE BUSINESS IMPROVEMENT AREA
NOTES TO THE FINANCIAL STATEMENTS, CONT'D
FOR THE YEAR ENDED DECEMBER 31, 2011**

3. CITY OF TORONTO – SPECIAL CHARGES

Special charges levied by the City are collected and remitted to the Board by the City. The total special charges outstanding consist of amounts collected by the City not yet remitted to the Board and amounts uncollected by the City.

The Board records special charges receivable net of an allowance for uncollected amounts. The special charges receivable from the City of Toronto are comprised of:

	2011 \$	2010 \$
Total special charges outstanding	19,630	18,205
Less: allowance for uncollected special charges	(4,200)	(3,400)
Special charges receivable	<u>15,430</u>	<u>14,805</u>

The provision for uncollected levies reported on the Statement of Revenue, Expenses and Operating Surplus comprises:

	2011 \$	2010 \$
Special charges written-off	1,268	1,678
Change in allowance for uncollected special charges	800	900
	<u>2,068</u>	<u>2,578</u>

**THE BOARD OF MANAGEMENT FOR THE
RONCESVALLES VILLAGE BUSINESS IMPROVEMENT AREA
NOTES TO THE FINANCIAL STATEMENTS, CONT'D
FOR THE YEAR ENDED DECEMBER 31, 2011**

4. CAPITAL ASSETS

	2011		
	Cost	Accumulated Amortization	Net book Value
Street Furniture	2,260	904	1,356
Planters	3,485	1,394	2,091
	5,745	2,298	3,447

	2010		
	Cost	Accumulated Amortization	Net book Value
Street Furniture	2,260	452	1,808
Planters	3,485	697	2,788
	5,745	1,149	4,596

5. INSURANCE

The Board is required to deposit with the Treasurer, City of Toronto, insurance policies indemnifying the City against public liability and property damage in respect of the activities of the Board. Insurance coverage providing \$5,000,000 for each occurrence or accident has been obtained by the Board, through the City of Toronto.

6. FINANCIAL INSTRUMENTS

The carrying value of the BIA's financial instruments approximates their values. The BIA is subject to an interest rate risk with respect to its investments; however, as these instruments are short-term investments the risk is minimal.

7. BUDGET

Budget Figures are provided for comparative purposes only and have not been subject to audit procedures. Accordingly, I do not express any opinion regarding the budget figures.

**THE BOARD OF MANAGEMENT FOR THE
RONCESVALLES VILLAGE BUSINESS IMPROVEMENT AREA
NOTES TO THE FINANCIAL STATEMENTS, CONT'D
FOR THE YEAR ENDED DECEMBER 31, 2011**

8. COMMITMENTS

The Board, in co-operation with the City, has implemented cost-shared capital improvement projects on publicly owned property for several years. The projects are long-term in nature and are usually completed subsequent to the year of Council's approval. The Board is committed to capital improvement projects of which the Board's share of \$136,385 (2010 - \$nil) was outstanding as at December 31, 2011.

9. COMPARATIVE FIGURES

Certain comparative figures have been reclassified to conform to the current year's financial statement presentation.