

# Parks and Environment Committee

Giuliana Carbone, Deputy City Manager (Acting)  
Josie Scioli, Chief Corporate Officer

January 12, 2015

# Presentation Outline

- Committee Overview
- Committee Work Plan
- Key Staff
- Questions and Answers

# Committee Overview

- Mandate and scope of the Committee
  - The Parks and Environment Committee's primary focus is the natural environment, with a mandate to monitor, and make recommendations on the sustainable use of Toronto's natural environment.



# Committee Overview

- Key Divisions that routinely report to P&E:
  - Parks, Forestry and Recreation
  - Environment and Energy Office

# Key Staff

- Staff supporting the Committee's work:
  - Janie Romoff, General Manager  
Parks, Forestry and Recreation
  - Jim Baxter, Director  
Director, Environment and Energy Division
  - Carol Kaustinen, Committee Administrator  
City Clerks

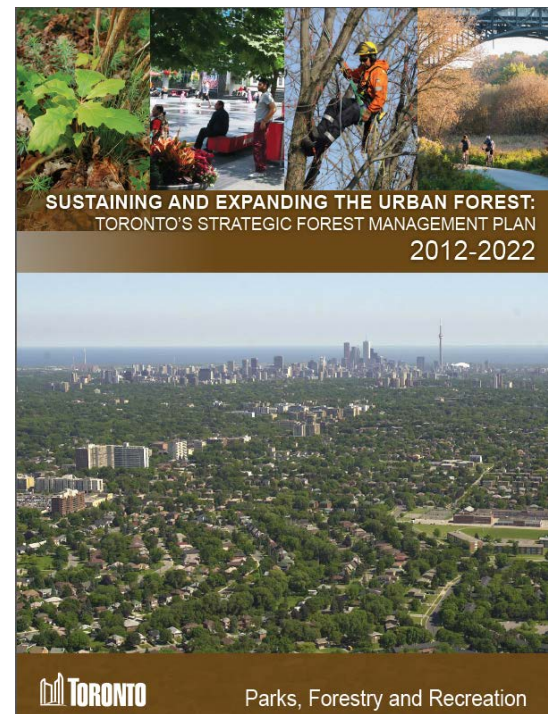
# Parks and Urban Forestry



# Service Planning



- Parks Plan
- Strategic Forest Management Plan
- Natural Environment Trail Strategy
- Ravine Planning and Management Goals



# Committee Overview

- Parks Branch – Service Profile

- Parks Planning & Development
- Maintenance of Parks, Sports Fields, Trails, Golf Courses, Outdoor Ice Rinks
- Plant Production Horticultural Gardens, Greenhouses & Conservatories
- Beach Maintenance
- Toronto Island and Ferry Operations
- Zoo & Farm Attractions
- Urban Agricultural Activities






# Committee Overview

- Key Park Assets

- 1,500 parks
- 8,091 hectares of City-managed parkland
- 693 sports fields
- 107 splash pads
- 2 ski and snowboard centres

- 52 outdoor artificial ice rinks
- 5 public golf courses
- 11 swimming beaches (8 which are blue flag)
- 5 ferry boats



# Committee Overview

- Key Park Assets
  - 633 tennis courts
  - 858 playgrounds
  - 8 greenhouses
  - 3,084 hectares of turf mowed
  - 17 children's gardens
  - 51 Community Gardens
  - 1,674 Allotment Garden Plots



# Committee Overview

- **Implementation of the Parks Plan:**

**Key achievements:**

- Council approved the Parks Plan on May 7, 2013
- Based on Council approved principles of parks and trails as infrastructure, equitable access, nature in the City, placemaking, diversity of uses, community engagement and partnerships, and environmental goals and practices
- Informed by extensive community and stakeholder consultation

**Key challenges and opportunities:**

- Resources required to implement the overall plan
- High level of public and stakeholder interest in parks

# Committee Overview


- Urban Forestry Branch – Service Profile
  - Maintenance
  - Planting
  - Protection
  - Planning



# Committee Overview

- Key Urban Forestry Assets

- 10.2 million trees (60% on private land, 40% City land)
- Structural value of \$7 billion
- 4.1 million trees along streets, in parks, ravines and natural areas.
- 6.1 million trees on private property
- 116 species of trees
- 17% of Toronto's total area is ravine (11,000 ha)



# Committee Overview

- Implementation of the Strategic Forest Management Plan:

## Key achievements

- Council approved the Strategic Forestry Management Plan on February 20, 2013
- Strategic goals include increase canopy cover, increase equitable distribution, increase biodiversity, increase awareness, promote stewardship, improve monitoring
- Implementation of management plan for Emerald Ash Borer, (EAB) and eradication plan for Asian longhorned beetle (ALHB) infestations

# Committee Overview

- Implementation of the Strategic Forest Management Plan:

## Key challenges and opportunities

- Impacts of extreme weather events, climate change and forest health threats
- Loss of planting opportunities, conflicts with urban infrastructure, and inadequate soil conditions supporting mature tree growth
- Resource constraints in achieving Toronto's target tree canopy increase of approximately 13% to achieve 40%

# Committee Work Plan

- Staff reports coming forward

## Early in 2015

- Update on Review of Permitting Procedures for Park Events and Volunteer Activities
- Sole Source Approval for the Prescribed Burn Program

## Remainder of the Term

- Ongoing Implementation of the Parks and Strategic Forestry Management Plan
- Parks and Recreation Facility Master Plan
- Revisions to the Tree By-laws
- Lower Don Trail Accessibility



# Key Staff

- Staff supporting the Committee's work :
  - Janie Romoff, General Manager  
Parks, Forestry and Recreation Division
  - Richard Ubbens – Director, Parks Branch
  - Jason Doyle – Director, Urban Forestry Branch



# Environment & Energy Division

Josie Scioli, Chief Corporate Officer

Jim Baxter, Director, Environment & Energy

# Mandate

The **Environment & Energy Division** is accountable for providing cross-corporate leadership & coordination on environment and energy sustainability outcomes.

The Division:

- Provides research and policy expertise;
- Develops policies and programs relating to environment and energy;
- Establishes partnerships with internal and external stakeholders;
- Promotes environmental sustainability, energy efficiency and conservation within the City's operations; and
- Supports residents and businesses in adopting sustainable lifestyles and business practices.

## **Council's Vision**

“Toronto is a clean, green and sustainable city.”

“We integrate environmental stewardship into our daily activities. We maintain and improve the health of the environment for present and future generations.”

# Environment & Energy

(Jim Baxter)



# Key Objectives



# Issue/Challenge

Toronto's population is growing & densifying at one of the **fastest rates** in North America, placing demands on energy supply and the environment.

The climate is changing requiring strategic planning to reduce emissions and make Toronto more resilience to extreme weather.

Opinion / Editorial Opinion

## Cities can plan now for serious climate change impacts

City infrastructure is the most vulnerable element of our economy and communities.



TORONTO STAR

THE GLOBE AND MAIL

REAL ESTATE

## Toronto leads North American high-rise construction

NATIONAL POST

## Downtown Toronto's pace of population growth triples, outpacing suburbs as Echo Boomers flock towards urban centre report

MEGAN O'TOOLE | Jan 22, 2013 3:55 AM ET | Last Updated: Jan 24, 2013 1:51 PM ET  
More from Megan O'Toole | @megan\_otool



TORONTO STAR

Business

## Toronto's July flood listed as Ontario's most costly natural disaster

Insurance Bureau of Canada says property damage caused by storm that swamped the GTA on July 8 is more than \$850 million.



## Ontario hydro prices rising - again -

BY ANTONELLA ARTUSO, QUEEN'S PARK BUREAU CHIEF  
FIRST POSTED: THURSDAY, OCTOBER 17, 2013 04:21 PM EDT | UPDATED: FRIDAY,



# Activities – Coordination & Partnership

## Across the corporation:

- Executive Environment Team (senior representatives from key City Divisions, Agencies & Corporations)
- Partnerships with City agencies (Toronto Atmospheric Fund, Toronto Hydro)

## With community leaders & organizations:

- External Advisory Committee (representatives from organizations, such as, Board of Trade; BOMA; Environmental Defense; Canadian Tire; Evergreen)

## With neighbouring municipalities:

- Greater Toronto Area Clean Air Council
- QUEST – Quality Urban Energy Systems

## Engagement & collaboration with:

- Other orders of government (Ministry of Energy, National Resources Canada, Ontario Power Authority)
- Other major cities through involvement in networks, such as C40 & the Urban Sustainability Directors Network

# Activities – Resident Engagement



<b>150</b>	Events engaging 250,000 residents
<b>526</b>	Live Green business members
<b>1,600</b>	Volunteers
<b>4,000</b>	Hours of volunteer time per year
<b>14,000</b>	Social media fans & followers
<b>37,000</b>	Live Green Cardholders
<b>72,000</b>	Participants in over 600 cleanup events
<b>150,000</b>	Visitors to Live Green Toronto Festival
<b>220,000</b>	Views of Live Green Award videos
<b>400,000</b>	Views per year at <a href="http://livegreentoronto.ca">livegreentoronto.ca</a>





# Activities - Energy Security & Supply

## Financial Gain

- \$90 million in avoided costs since 2004 for City operations due to energy retrofits & strategic purchasing arrangements.

## Local Renewable Energy

- Solar PV installations installed on City facilities in 2013 & 2014 generating \$520,000 in revenue with 23 more planned for 2015 & an additional \$370,000 in revenue.

## Local Energy Generation

- District energy system at Exhibition Place.

## Energy Options to Support Growth

- Preparing community energy plans for areas of intense growth, including initiating with City Planning, in 2015 development of an energy plan for the downtown core .



# Activities - Energy Conservation

## Better Buildings Partnership

- 2,200+ energy efficiency retrofit projects since 1996 resulting in:
  - 31,000 person years of employment
  - \$268 million in utility cost savings
  - 91 MW of electrical demand reduction



## Home Energy Loan Program

- launched in Jan. 2014, \$1 million in committed loans

## Demand Response Program

- generated \$500,000 in revenue for the City



# Activities - Reduce Emissions

## Smart Commute Program

- Providing transportation demand management services to 100 clients, representing 1,000+ businesses & 200,000+ commuters.

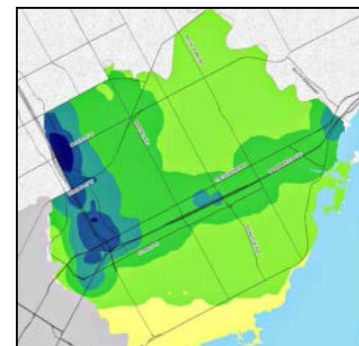


## Waste Diversion in City Facilities

- 88% of the waste from the 8 largest City office buildings is being diverted from landfill. Toronto City Hall has achieved a zero waste facility certification.

## Local Air Quality & Sustainable Neighbourhoods

- Identifying for residents what contributes to local air pollution & supporting them in taking action.



# Activities - Resilient City

## Climate Change Risk Management Policy

- Adopted by City Council in July 2014, defines the roles, responsibilities & approach for increasing Toronto's resilience to & adapting to a changing climate. Implementation a key priority for 2015.

## Eco-Roof Financial Incentive

- 140 projects supported since initiated in 2009, diverting over 8 million litres of storm water.



Metro Toronto YMCA



# Activities - Partnerships

In 2013 the Environment & Energy Division reported \$6.76 million in partnership revenue, which was second only to the Economic Development Division.

**ONTARIO POWER**  
GENERATION

Liberty  
Village

**SickKids**<sup>®</sup>

urban**space**  
PROPERTY GROUP

EXCHANGE TOWER



**METROLINX**

**Harbourfront centre**

CBC  Radio-Canada



**Manulife Financial**

**Brookfield Place**

 University  
Health  
Network



**EVERGREEN**  
*Imagine your city with nature*

**OPA**  
Ontario Power Authority<sub>OM</sub>

 **TORONTO  
HYDRO**<sup>®</sup>

**Queen's  
Quay**  
Terminal  
Shops and Restaurants

# Key Initiatives for 2015

- 1) **Transformation Toronto 2050** – Identifying the path to a carbon neutral Toronto that creates opportunities for economic growth, improves the natural environment and helps address critical social and public health issues - the triple bottom line approach.
- 2) Leading implementation of the recently adopted Council directives regarding climate change resilience.
- 3) **Leadership in policy development & implementation** (e.g. implementation of the motor vehicle emission standards included in the revised Taxi Bylaw; preparing a community energy plan as part of the Downtown Planning Study).
- 4) Provision of **expert advice and research** in support of other key City priority actions (e.g. supporting development of environment & energy policies for the City's Official Plan; expert review of energy plans submitted as part of Toronto's Green Development Standard)

# Significant Committee Reports for 2015

Topic	Timeline
1 Mandatory Energy & Water Use Reporting & Disclosure Bylaw for Large Buildings (see item PE29.2, August 25, 2014 Council meeting)	2 <sup>nd</sup> Quarter
2 Environment & Energy Progress Report for Toronto (see Strategic Action #6, Toronto's Strategic Actions 2013-18)	2 <sup>nd</sup> Quarter
3 Transformation Toronto 2050 – Terms of Reference (see item PE28.4, July 8, 2014 Council meeting & Strategic Action #6, Toronto's Strategic Actions 2013-18)	2 <sup>nd</sup> Quarter
4 Three Local Air Quality Studies for (1) Wards 8, 9, 10 & (2) Wards 26, 29, 31 & (3) Wards 39, 40, & 41	2 <sup>nd</sup> Quarter
5 Greenhouse Gas and Air Quality Inventory Annual Report	4 <sup>th</sup> Quarter
6 Energy Conservation & Demand Management Plan for City Facilities - Update	4 <sup>th</sup> Quarter

# Questions?

