

# Toronto Public Health

## Service Level Review

---

Dr. David McKeown, Medical Officer of Health  
Presentation to Executive Committee  
June 30, 2015



# Health in Toronto

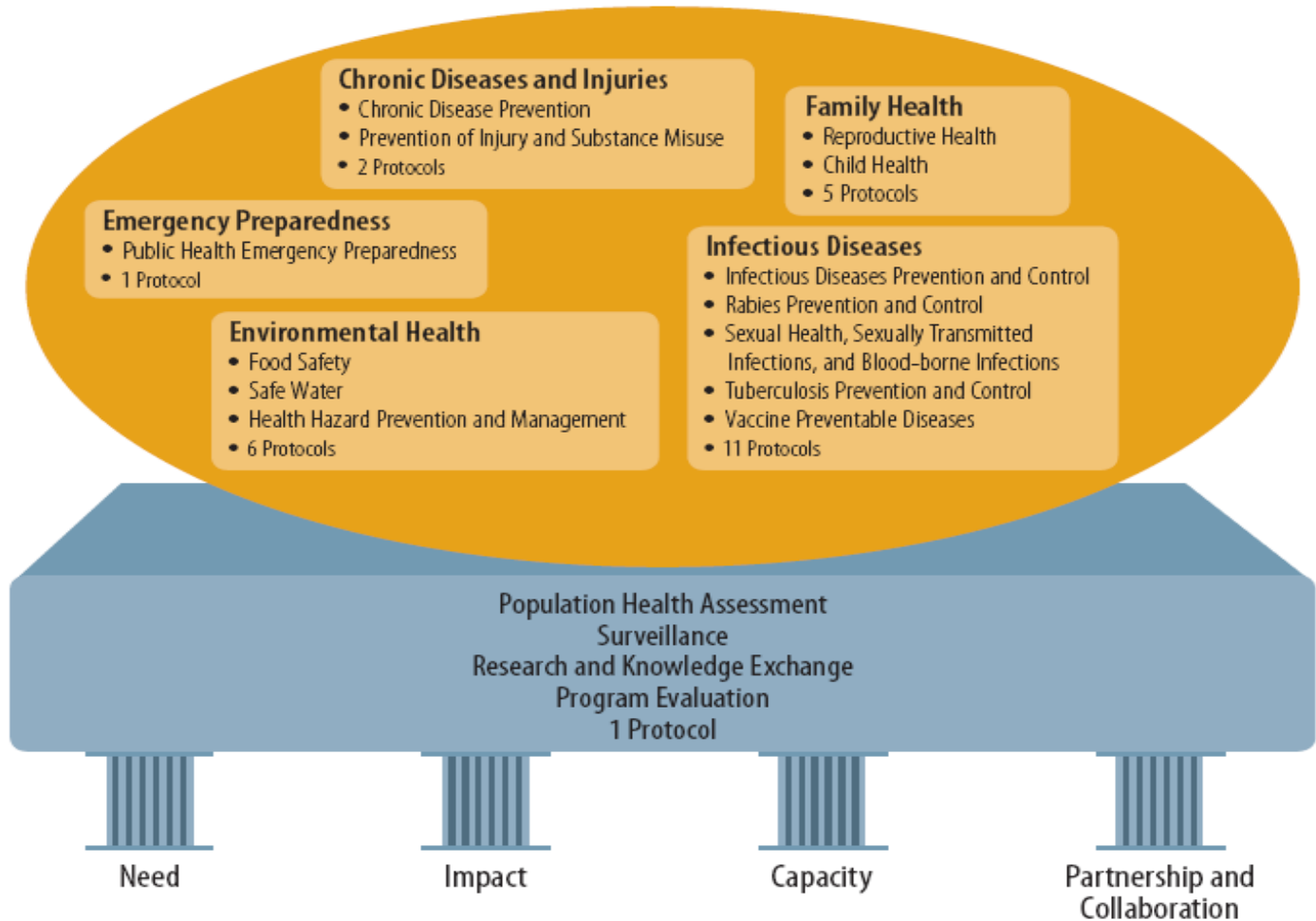
- 31,500 births annually
- 80,000 communicable diseases reported annually
- 17,000 food premises
- 86 long-term care homes
- 21 hospital sites
- 924 licensed day nurseries
- 3,469 personal services settings
- 808 schools



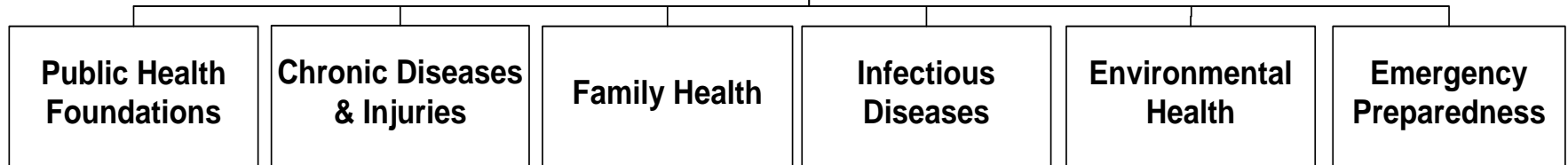
# Ontario Public Health Standards

- 147 Requirements: assessment and surveillance, health promotion and policy development, disease prevention, and health protection
- 26 Protocols

## Program Standards and Protocols



# Toronto Public Health Program Map



**Purpose:** To ensure effective public health programs responding to the health needs of the population.

**Purpose:** To reduce the burden of preventable chronic diseases and injuries of public health importance and reduce the frequency and severity of preventable injury and of substance misuse.

**Purpose:** To enable individuals and families to achieve optimal preconception health, experience a healthy pregnancy, have the healthiest newborn(s) possible, and be prepared for parenthood and all children to attain and sustain optimal health and developmental potential.

**Purpose:** To prevent or reduce the burden of infectious diseases of public health importance.

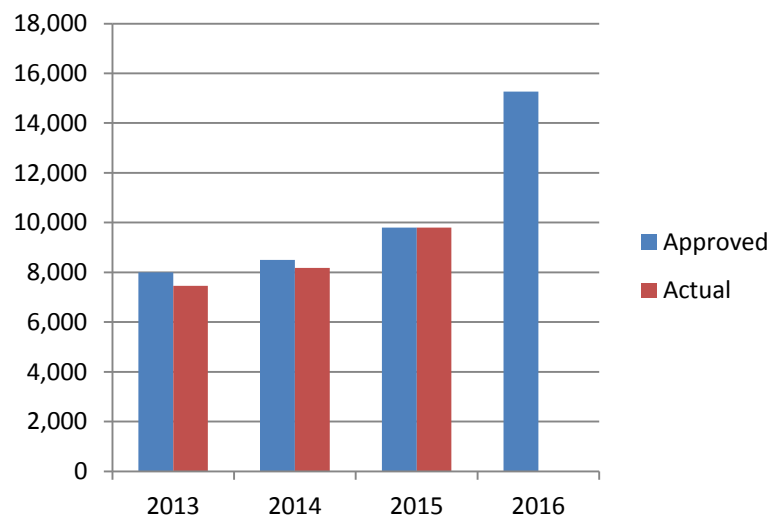
**Purpose:** To prevent and reduce the burden of illness from health hazards in the physical environment.

**Purpose:** To ensure a consistent and effective response to public health emergencies and emergencies with public health impacts.

# Key Service Levels – Chronic Diseases & Injuries



## Number (#) of Student Nutrition Toronto (SNT) participants

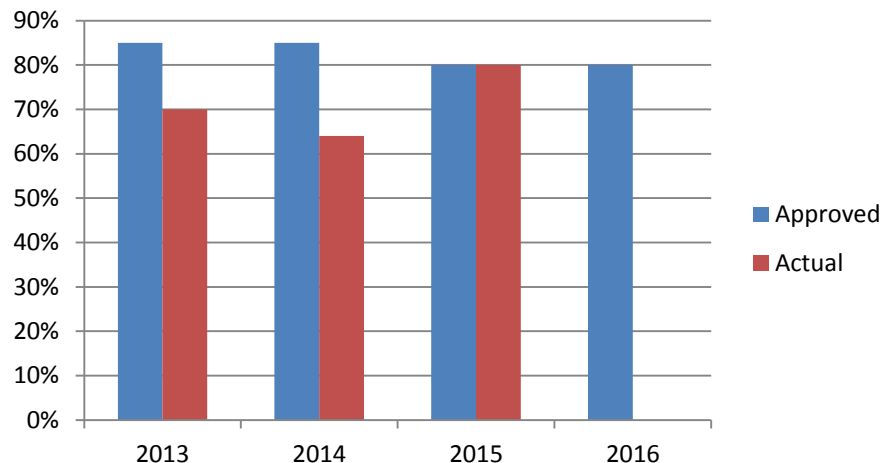


## Number (#) inspections done for tobacco enforcements

- SFOA amendments will result in increased inspections

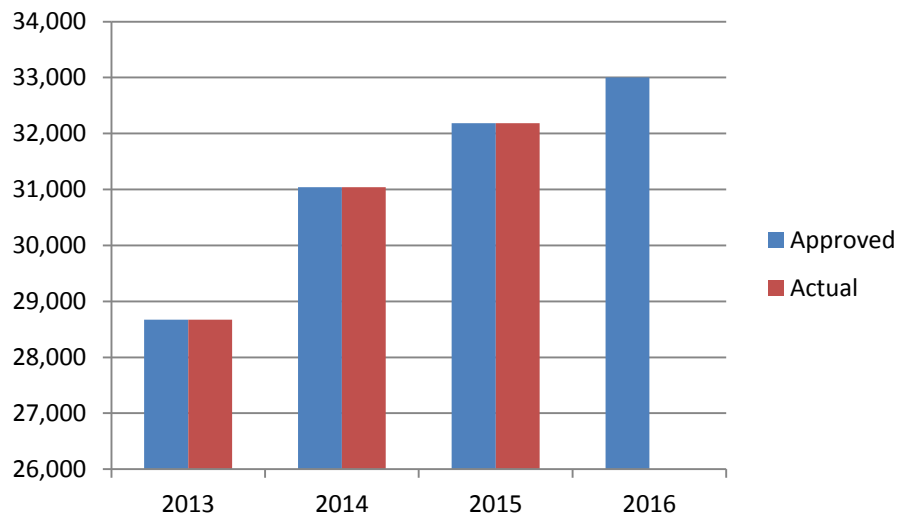
**Note:** 2015 Actuals throughout the presentations are projections based on current year-to-date actuals

# Key Service Levels – Family Health



## Percentage (%) of newborns screened for Healthy Babies, Healthy Children (HBHC) program

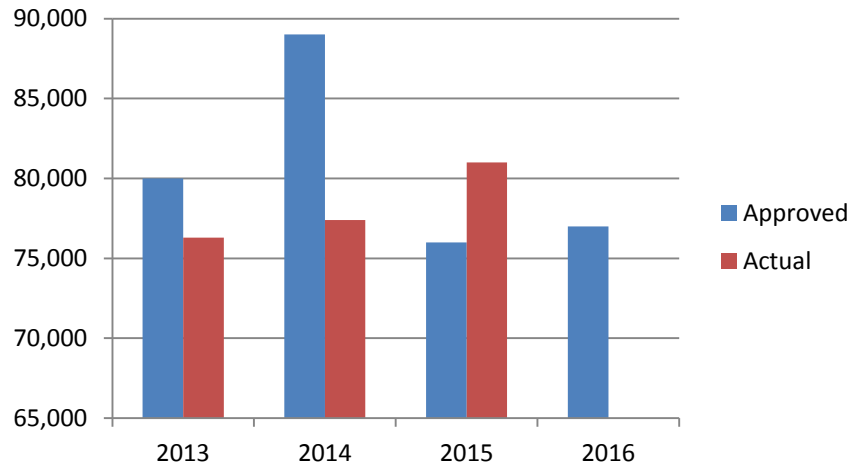
- Variance in actuals due to new HBHC screen tool
- Insufficient staffing to support screening completion



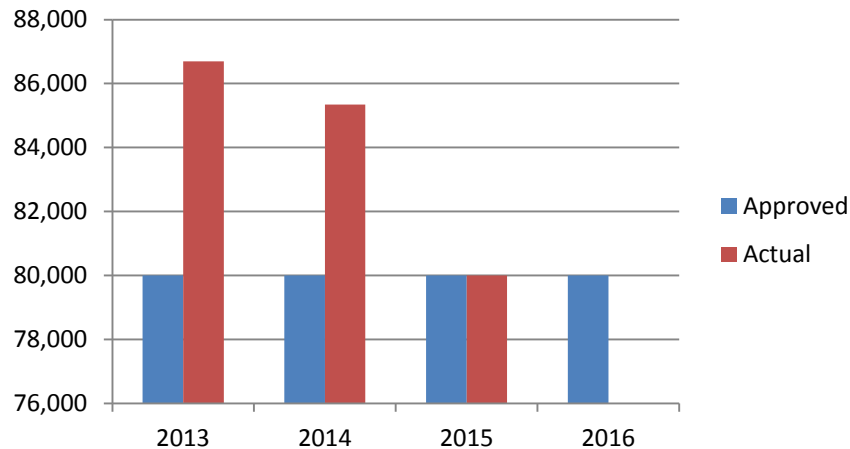
## Number (#) of clients receiving dental treatment in all TPH clinics (including children, seniors, and adults)

- 2012 to 2013 Variance is 3.69%
- Same % increase was used for 2015 projections
- Potential duplication in # of patients entered for 2014 due to change in system used

# Key Service Levels – Infectious Diseases

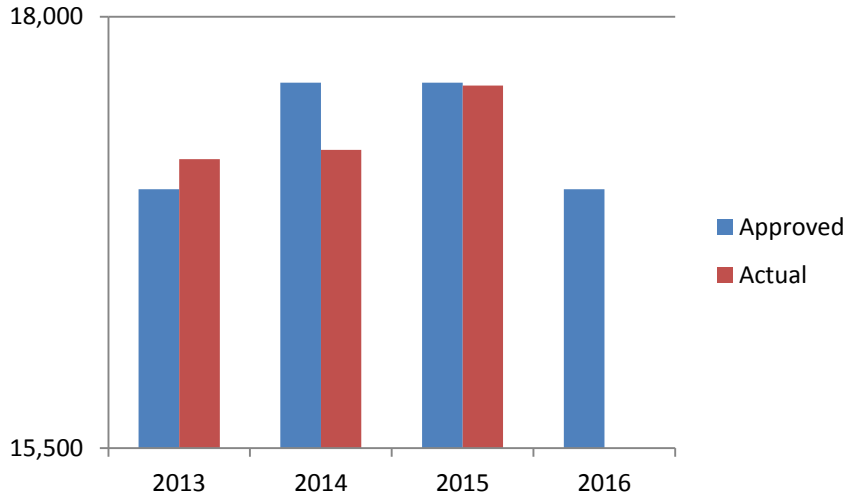


**Number (#) of notifications of infectious diseases received, assessed, and reviewed**

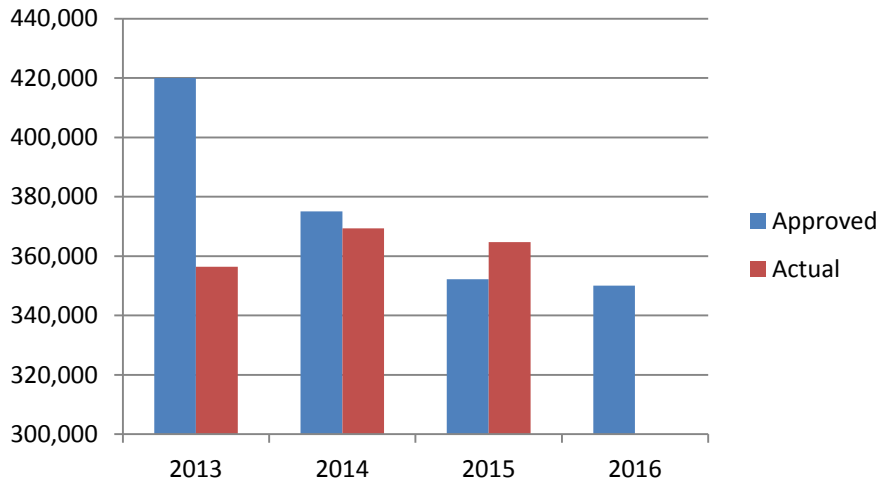


**Number of vaccinations provided for Hepatitis B, meningococcal and HPV provided to grade 7 & 8**

# Key Service Levels – Environmental Health



**Number (#) of food premises inspected annually**



**Number (#) of mosquito catch basins treated with larvacide**





# Service Challenges, Opportunities, and Strategies



# Service Challenges, Opportunities and Strategies

## - Student Nutrition Program

### Challenges

- ✓ Rising food costs
- ✓ Unmet demand in higher needs communities

### Opportunities

- ✓ Efficiencies in food procurement & delivery
- ✓ Increase private & public fundraising

### Strategies

- ✓ Food procurement pilots
- ✓ Governance review

# Service Challenges, Opportunities and Strategies

## - Family Health (Oral Health)

### Challenges

- ✓ Dental wait List for approx. 3000 seniors
- ✓ Access to dental care for low income adults & seniors

### Opportunities

- ✓ Provincial integration of 6 dental programs for children

### Strategies

- ✓ Reinvesting City funds that become available after integration
- ✓ Advocating to the province for dental program for low income adults/seniors

# Service Challenges, Opportunities and Strategies

## - Vaccine Preventable Diseases

### Challenges

- ✓ New school vaccination requirements
- ✓ Implementing Panorama (immunization information system)
- ✓ Not compliant with provincial requirements for day nursery immunization
- ✓ Parental vaccine hesitancy

### Opportunities

- ✓ Provincial immunization review recommendations
- ✓ Federal approval of 2-dose HPV vaccination schedule

### Strategies

- ✓ Provincial funding advocacy
- ✓ Phased implementation of day nursery immunization program
- ✓ Catch-up school clinics
- ✓ Enhanced vaccine information and promotion

# Service Challenges, Opportunities and Strategies

## - Tobacco Enforcement

### Challenges

- ✓ Enforcement workload from enhanced provincial and municipal regulation

### Opportunities

- ✓ Program Based Grant & One-time Funding available from the Ministry of Health & Long-Term Care

### Strategies

- ✓ Hand-held field technology to increase service efficiency



# Thank You

[Toronto Public Health Annual Report](#)

