

# 485 WELLINGTON STREET WEST

## LIFETIME DEVELOPMENTS

49 JACKES AVENUE, SUITE 200  
TORONTO, ONTARIO  
M4T 1E2



### ARCHITECTURAL DRAWING LIST

#### FRONT END

- A0.00 COVER SHEET
- A0.01 PERSPECTIVE
- A0.02 PERSPECTIVE
- A0.03 PERSPECTIVE
- A0.04 PERSPECTIVE
- A1.01 STATISTICS
- A1.02 SITE SURVEY

#### SITE

- A1.03 CONTEXT PLAN
- A1.04 SITE PLAN

#### BUILDING PLANS

- A2.01 FLOOR PLAN - SITE PLAN / GROUND LEVEL
- A2.02 FLOOR PLAN - LEVEL 2
- A2.03 FLOOR PLAN - LEVEL 3
- A2.04 FLOOR PLAN - LEVEL 4
- A2.05 FLOOR PLAN - LEVEL 5
- A2.06 FLOOR PLAN - LEVEL 6 and 8
- A2.07 FLOOR PLAN - LEVEL 7 and 9
- A2.08 FLOOR PLAN - LEVEL 10
- A2.09 FLOOR PLAN - LEVEL 11
- A2.10 FLOOR PLAN - LEVEL 12
- A2.11 FLOOR PLAN - LEVEL 13
- A2.12 FLOOR PLAN - LEVEL 14
- A2.13 FLOOR PLAN - LEVEL 15 (MPH)
- A2.14 ROOF PLAN
- A2.15 FLOOR PLAN - PARKING LEVEL P1
- A2.16 FLOOR PLAN - PARKING LEVEL P1

#### BUILDING ELEVATIONS

- A3.01 NORTH ELEVATION
- A3.02 EAST ELEVATION
- A3.03 SOUTH ELEVATION
- A3.04 WEST ELEVATION

#### BUILDING SECTIONS

- A4.01 NORTH-SOUTH SECTION
- A4.02 WEST-EAST SECTION

1. Copyright of this drawing is reserved by the Architect. The drawing, and all associated documents are instruments of service by the Architect. The drawing, and the information contained therein, may not be reproduced in whole or in part without prior written permission of the Architect.

2. These Contract Documents are the property of the Architect. The Architect bears no responsibility for the interpretation of these documents by the Contractor. Upon written application the Architect will provide written/graphic clarification or supplementary information regarding the intent of the Contract Documents. The Architect will review Shop Drawings submitted by the Contractor for design conformance only.

3. Drawings are not to be scaled for construction. The Contractor is to verify all existing conditions and dimensions required to perform the work and report and discrepancies with the Contract Documents to the Architect before commencing any work.

4. Positions of exposed finishes for mechanical or electrical devised, fitting and fixtures are indicated on architectural drawings. The location shown on the architectural drawing govern over the mechanical and electrical drawings. Those items not clearly located will be located as directed by the Architect.

5. These drawings are not to be used for construction unless noted below as "Issued for Construction".

6. All work is to be carried out in conformance with the Code and Bylaws of the Authorities having jurisdiction.


7. The Architect of these plans and specifications gives no warranty or representation to any party about the constructability of the building(s) represented by them. All contractors or subcontractors must satisfy themselves when bidding and at all times ensure that they can properly construct the work represented by these plans.

No.	Issuance	Date

## WALLMANARCHITECTS

30 Duncan Street, Suite 202  
Toronto, Ontario M5V 2C3  
t 416 340 1870  
f 416 340 1871  
info@wallmanarchitects.com

project north



project

485 WELLINGTON ST. W

TORONTO, ONTARIO

client

LIFETIME DEVELOPMENTS

title

COVER SHEET

project number

15-11

date

2018-11-05

scale

drawn by

sheet

WITHOUT  
PREJUDICE

A0.00



WELLINGTON WEST AND DRAPER ST LOOKING SOUTH

WITHOUT  
PREJUDICE


1. Copyright of this drawing is reserved by the Architect. The drawing, and all associated documents are instruments of service by the Architect. The drawing, and the information contained therein, may not be reproduced in whole or in part without prior written permission of the Architect.
2. These Contract Documents are the property of the Architect. The Architect bears no responsibility for the interpretation of these documents by the Contractor. Upon written application the Architect will provide written/graphic clarification or supplementary information regarding the intent of the Contract Documents. The Architect will review Shop Drawings submitted by the Contractor for design conformance only.
3. Drawings are not to be scaled for construction. The Contractor is to verify all existing conditions and dimensions required to perform the work and report and discrepancies with the Contract Documents to the Architect before commencing any work.
4. Positions of exposed finishes for mechanical or electrical devices, fitting and fixtures are indicated on architectural drawings. The location shown on the architectural drawing govern over the mechanical and electrical drawings. Those items not clearly located will be located as directed by the Architect.
5. These drawings are not to be used for construction unless noted below as "Issued for Construction".
6. All work is to be carried out in conformance with the Code and Bylaws of the Authorities having jurisdiction.
7. The Architect of these plans and specifications gives no warranty or representation to any party about the constructability of the building(s) represented by them. All contractors or subcontractors must satisfy themselves when bidding and at all times ensure that they can properly construct the work represented by these plans.

No.	Issuance	Date

**WALLMANARCHITECTS**

30 Duncan Street, Suite 202  
 Toronto, Ontario M5V 2C3  
 t 416 340 1870  
 f 416 340 1871  
 info@wallmanarchitects.com

project north



project

485 WELLINGTON ST. W

TORONTO, ONTARIO

client

LIFETIME DEVELOPMENTS

title

PERSPECTIVE

project number

15-11

date

2018-11-05

scale

drawn by

sheet

**A0.01**



# WELLINGTON WEST FRONT VIEW


1. Copyright of this drawing is reserved by the Architect. The drawing, and all associated documents are instruments of service by the Architect. The drawing, and the information contained therein, may not be reproduced in whole or in part without prior written permission of the Architect.
2. These Contract Documents are the property of the Architect. The Architect bears no responsibility for the interpretation of these documents by the Contractor. Upon written application the Architect will provide written/graphic clarification or supplementary information regarding the intent of the Contract Documents. The Architect will review Shop Drawings submitted by the Contractor for design conformance only.
3. Drawings are not to be scaled for construction. The Contractor is to verify all existing conditions and dimensions required to perform the work and report and discrepancies with the Contract Documents to the Architect before commencing any work.
4. Positions of exposed finishes for mechanical or electrical devices, fitting and fixtures are indicated on architectural drawings. The location shown on the architectural drawing govern over the mechanical and electrical drawings. Those items not clearly located will be located as directed by the Architect.
5. These drawings are not to be used for construction unless noted below as "Issued for Construction".
6. All work is to be carried out in conformance with the Code and Bylaws of the Authorities having jurisdiction.
7. The Architect of these plans and specifications gives no warranty or representation to any party about the constructability of the building(s) represented by them. All contractors or subcontractors must satisfy themselves when bidding and at all times ensure that they can properly construct the work represented by these plans.

No.	Issuance	Date

## WALLMANARCHITECTS

30 Duncan Street, Suite 202  
 Toronto, Ontario M5V 2C3  
 T 416 340 1870  
 F 416 340 1871  
 info@wallmanarchitects.com

project north



project

485 WELLINGTON ST. W

TORONTO, ONTARIO

client

LIFETIME DEVELOPMENTS

title

PERSPECTIVE

project number

15-11  
 2018-11-05

date

scale

drawn by

sheet

WITHOUT  
PREJUDICE

A0.02



DRAPER ST RESIDENTIAL ENTRANCE

WITHOUT  
PREJUDICE

1. Copyright of this drawing is reserved by the Architect. The drawing, and all associated documents are instruments of service by the Architect. The drawing, and the information contained therein, may not be reproduced in whole or in part without prior written permission of the Architect.
2. These Contract Documents are the property of the Architect. The Architect bears no responsibility for the interpretation of these documents by the Contractor. Upon written application the Architect will provide written/graphic clarification or supplementary information regarding the intent of the Contract Documents. The Architect will review Shop Drawings submitted by the Contractor for design conformance only.
3. Drawings are not to be scaled for construction. The Contractor is to verify all existing conditions and dimensions required to perform the work and report and discrepancies with the Contract Documents to the Architect before commencing any work.
4. Positions of exposed finishes for mechanical or electrical devices, fitting and fixtures are indicated on architectural drawings. The location shown on the architectural drawing govern over the mechanical and electrical drawings. Those items not clearly located will be located as directed by the Architect.
5. These drawings are not to be used for construction unless noted below as "Issued for Construction".
6. All work is to be carried out in conformance with the Code and Bylaws of the Authorities having jurisdiction.
7. The Architect of these plans and specifications gives no warranty or representation to any party about the constructability of the building(s) represented by them. All contractors or subcontractors must satisfy themselves when bidding and at all times ensure that they can properly construct the work represented by these plans.

No.	Issuance	Date

**WALLMANARCHITECTS**  
 30 Duncan Street, Suite 202  
 Toronto, Ontario M5V 2C3  
 T 416 340 1870  
 F 416 340 1871  
 info@wallmanarchitects.com

project north  
  
 project  
 485 WELLINGTON ST. W

TORONTO, ONTARIO  
 client  
 LIFETIME DEVELOPMENTS

title  
 PERSPECTIVE

project number  
 15-11  
 date  
 2018-11-05

scale  
 drawn by  
 sheet

A0.03



# WELLINGTON WEST CONTEXT VIEW

1. Copyright of this drawing is reserved by the Architect. The drawing, and all associated documents are instruments of service by the Architect. The drawing, and the information contained therein, may not be reproduced in whole or in part without prior written permission of the Architect.
2. These Contract Documents are the property of the Architect. The Architect bears no responsibility for the interpretation of these documents by the Contractor. Upon written application the Architect will provide written/graphic clarification or supplementary information regarding the intent of the Contract Documents. The Architect will review Shop Drawings submitted by the Contractor for design conformance only.
3. Drawings are not to be scaled for construction. The Contractor is to verify all existing conditions and dimensions required to perform the work and report and discrepancies with the Contract Documents to the Architect before commencing any work.
4. Positions of exposed finishes for mechanical or electrical devices, fitting and fixtures are indicated on architectural drawings. The location shown on the architectural drawing govern over the mechanical and electrical drawings. Those items not clearly located will be located as directed by the Architect.
5. These drawings are not to be used for construction unless noted below as "Issued for Construction".
6. All work is to be carried out in conformance with the Code and Bylaws of the Authorities having jurisdiction.
7. The Architect of these plans and specifications gives no warranty or representation to any party about the constructability of the building(s) represented by them. All contractors or subcontractors must satisfy themselves when bidding and at all times ensure that they can properly construct the work represented by these plans.

No.	Issuance	Date

## WALLMANARCHITECTS

30 Duncan Street, Suite 202  
 Toronto, Ontario M5V 2C3  
 T 416 340 1870  
 F 416 340 1871  
 info@wallmanarchitects.com

project north



project

485 WELLINGTON ST. W

TORONTO, ONTARIO

client

LIFETIME DEVELOPMENTS

title

PERSPECTIVE

project number

15-11

date

2018-11-05

scale

drawn by

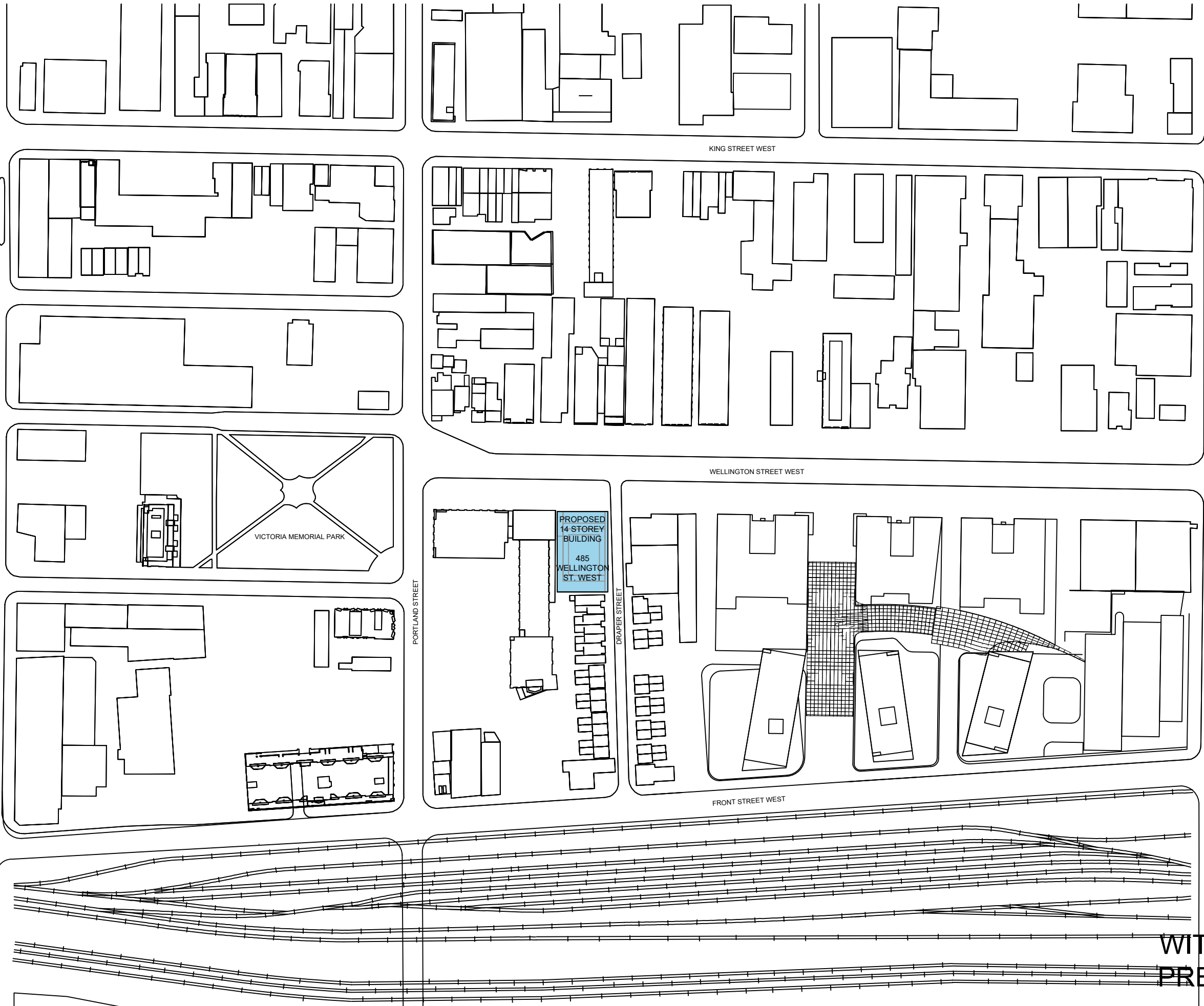
sheet

WITHOUT  
PREJUDICE

A0.04








1. Copyright of this drawing is reserved by the Architect. The drawing, and all associated documents are instruments of service by the Architect. The drawing, and the information contained therein, may not be reproduced in whole or in part without prior written permission of the Architect.
2. These Contract Documents are the property of the Architect. The Architect bears no responsibility for the interpretation of these documents by the Contractor. Upon written application the Architect will provide written/graphic clarification or supplementary information regarding the intent of the Contract Documents. The Architect will review Shop Drawings submitted by the Contractor for design conformance only.
3. Drawings are not to be scaled for construction. The Contractor is to verify all existing conditions and dimensions required to perform the work and report and discrepancies with the Contract Documents to the Architect before commencing any work.
4. Positions of exposed finishes for mechanical or electrical devices, fitting and fixtures are indicated on architectural drawings. The location shown on the architectural drawing govern over the mechanical and electrical drawings. Those items not clearly located will be located as directed by the Architect.
5. These drawings are not to be used for construction unless noted below as "Issued for Construction".
6. All work is to be carried out in conformance with the Code and Bylaws of the Authorities having jurisdiction.
7. The Architect of these plans and specifications gives no warranty or representation to any party about the constructability of the building(s) represented by them. All contractors or subcontractors must satisfy themselves when bidding and at all times ensure that they can properly construct the work represented by these plans.

No.	Issuance	Date

**WALLMANARCHITECTS**

30 Duncan Street, Suite 202  
 Toronto, Ontario M5V 2C3  
 T 416 340 1870  
 F 416 340 1871  
 info@wallmanarchitects.com

project north



project  
**485 WELLINGTON ST. W**

TORONTO, ONTARIO  
 client  
**LIFETIME DEVELOPMENTS**

title  
**CONTEXT MAP**

project number  
 15-11  
 date  
 2018-11-05

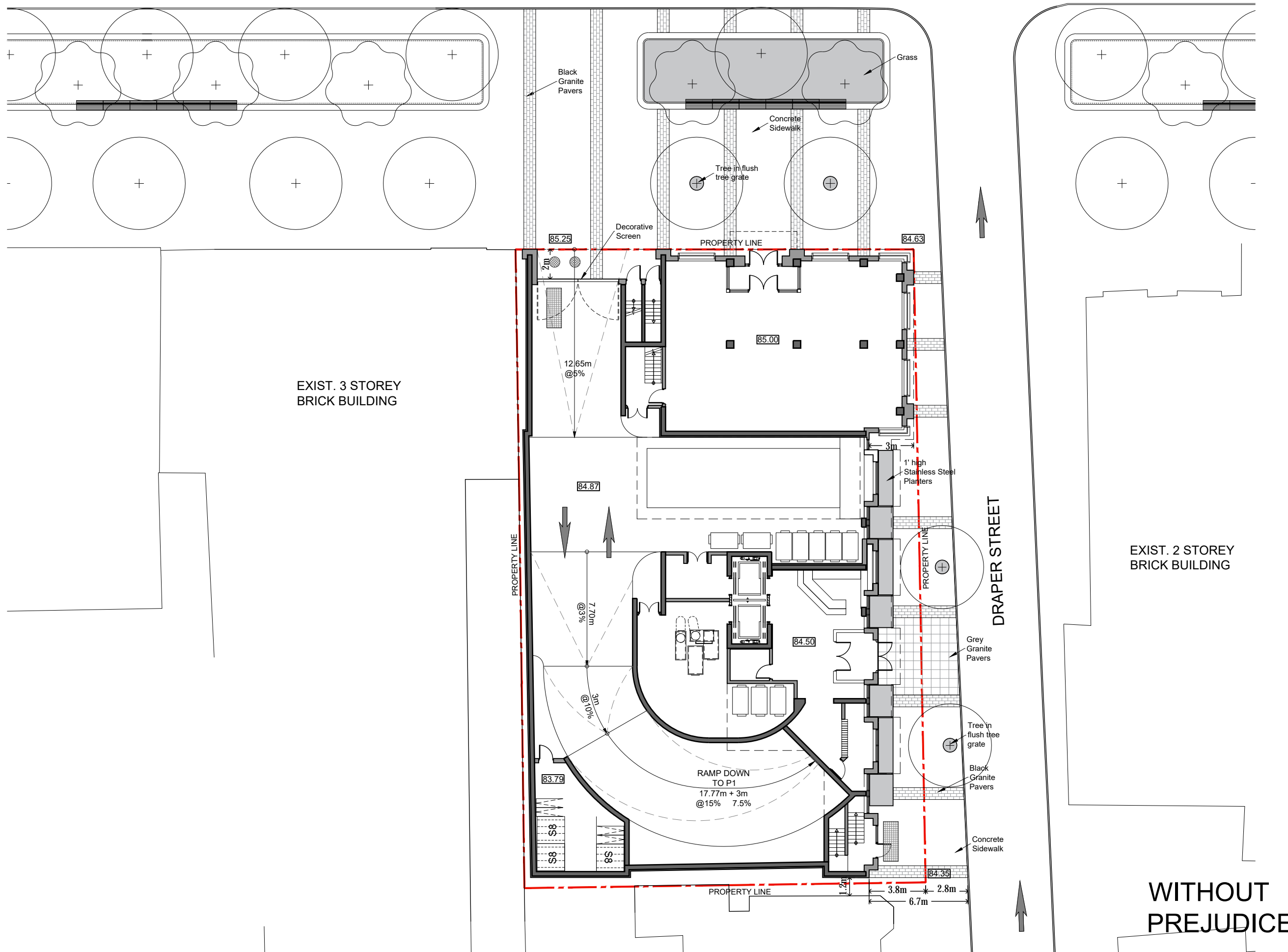
scale  
 1:2000

drawn by  
 sheet

**WITHOUT  
 PREJUDICE**

**A1.03**





1. Copyright of this drawing is reserved by the Architect. The drawing, and all associated documents are instruments of service by the Architect. The drawing, and the information contained therein, may not be reproduced in whole or in part without prior written permission of the Architect.
2. These Contract Documents are the property of the Architect. The Architect bears no responsibility for the interpretation of these documents by the Contractor. Upon written application the Architect will provide written/graphic clarification or supplementary information regarding the intent of the Contract Documents. The Architect will review Shop Drawings submitted by the Contractor for design conformance only.
3. Drawings are not to be scaled for construction. The Contractor is to verify all existing conditions and dimensions required to perform the work and report and discrepancies with the Contract Documents to the Architect before commencing any work.
4. Positions of exposed finishes for mechanical or electrical devices, fitting and fixtures are indicated on architectural drawings. The location shown on the architectural drawing govern over the mechanical and electrical drawings. Those items not clearly located will be located as directed by the Architect.
5. These drawings are not to be used for construction unless noted below as "Issued for Construction".
6. All work is to be carried out in conformance with the Code and Bylaws of the Authorities having jurisdiction.
7. The Architect of these plans and specifications gives no warranty or representation to any party about the constructability of the building(s) represented by them. All contractors or subcontractors must satisfy themselves when bidding and at all times ensure that they can properly construct the work represented by these plans.

No.	Issuance	Date

**WALLMANARCHITECTS**  
 30 Duncan Street, Suite 202  
 Toronto, Ontario M5V 2C3  
 T 416 340 1870  
 F 416 340 1871  
 info@wallmanarchitects.com



project  
 485 WELLINGTON ST. W

TORONTO, ONTARIO  
 client  
 LIFETIME DEVELOPMENTS

title  
 SITE PLAN

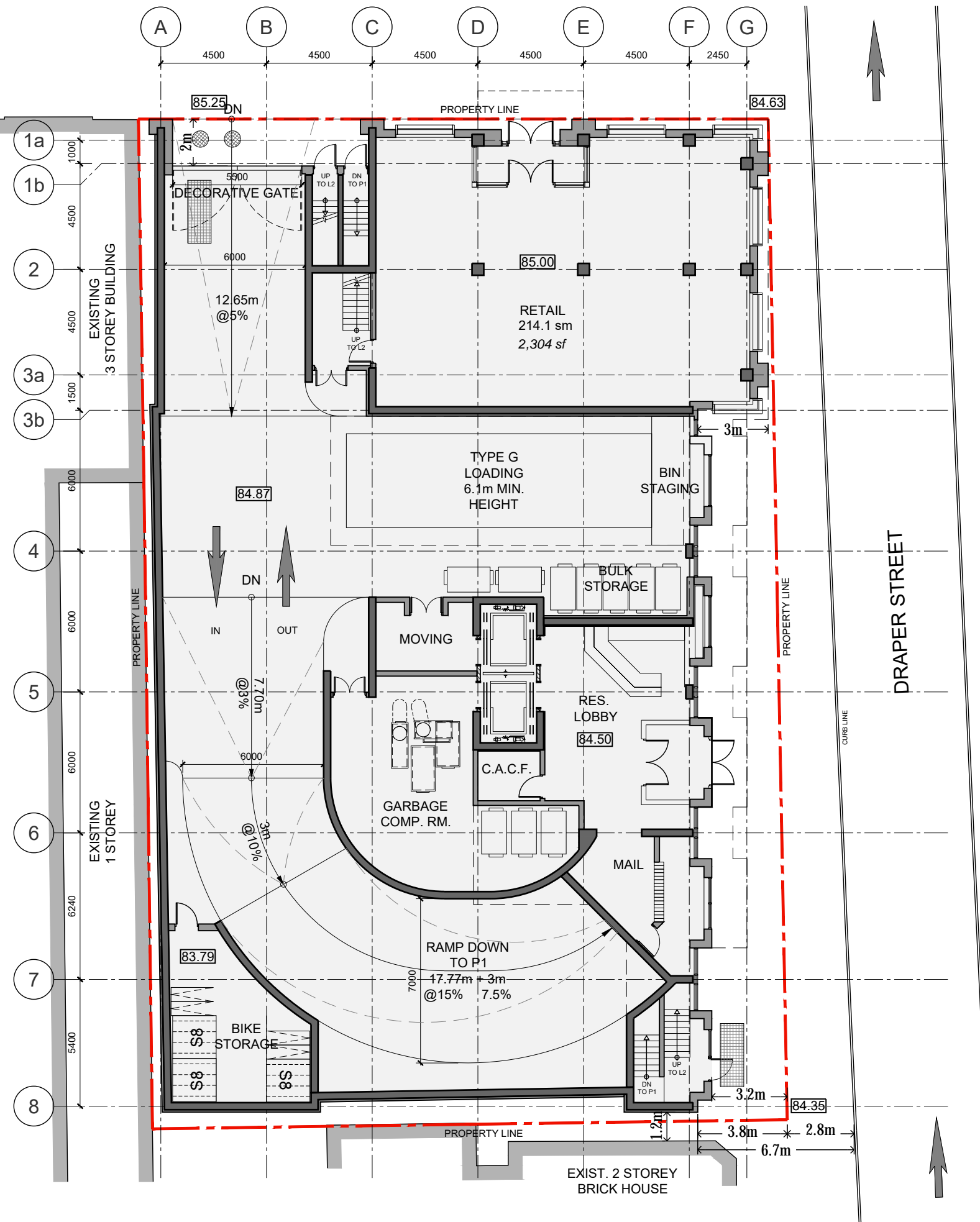
project number  
 15-11  
 date  
 2018-11-05

scale  
 1:250  
 drawn by

sheet

WITHOUT  
 PREJUDICE

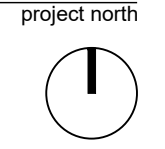
A1.04



1. Copyright of this drawing is reserved by the Architect. The drawing, and all associated documents are instruments of service by the Architect. The drawing, and the information contained therein, may not be reproduced in whole or in part without prior written permission of the Architect.
2. These Contract Documents are the property of the Architect. The Architect bears no responsibility for the interpretation of these documents by the Contractor. Upon written application the Architect will provide written/graphic clarification or supplementary information regarding the intent of the Contract Documents. The Architect will review Shop Drawings submitted by the Contractor for design conformance only.
3. Drawings are not to be scaled for construction. The Contractor is to verify all existing conditions and dimensions required to perform the work and report and discrepancies with the Contract Documents to the Architect before commencing any work.
4. Positions of exposed finishes for mechanical or electrical devised, fitting and fixtures are indicated on architectural drawings. The location shown on the architectural drawing govern over the mechanical and electrical drawings. Those items not clearly located will be located as directed by the Architect.
5. These drawings are not to be used for construction unless noted below as "Issued for Construction".
6. All work is to be carried out in conformance with the Code and Bylaws of the Authorities having jurisdiction.
7. The Architect of these plans and specifications gives no warranty or representation to any party about the constructability of the building(s) represented by them. All contractors or subcontractors must satisfy themselves when bidding and at all times ensure that they can properly construct the work represented by these plans.

No.	Issuance	Date

**WALLMANARCHITECTS**  
 30 Duncan Street, Suite 202  
 Toronto, Ontario M5V 2C3  
 T 416 340 1870  
 F 416 340 1871  
 info@wallmanarchitects.com



project  
 485 WELLINGTON ST. W

TORONTO, ONTARIO  
 client  
 LIFETIME DEVELOPMENTS

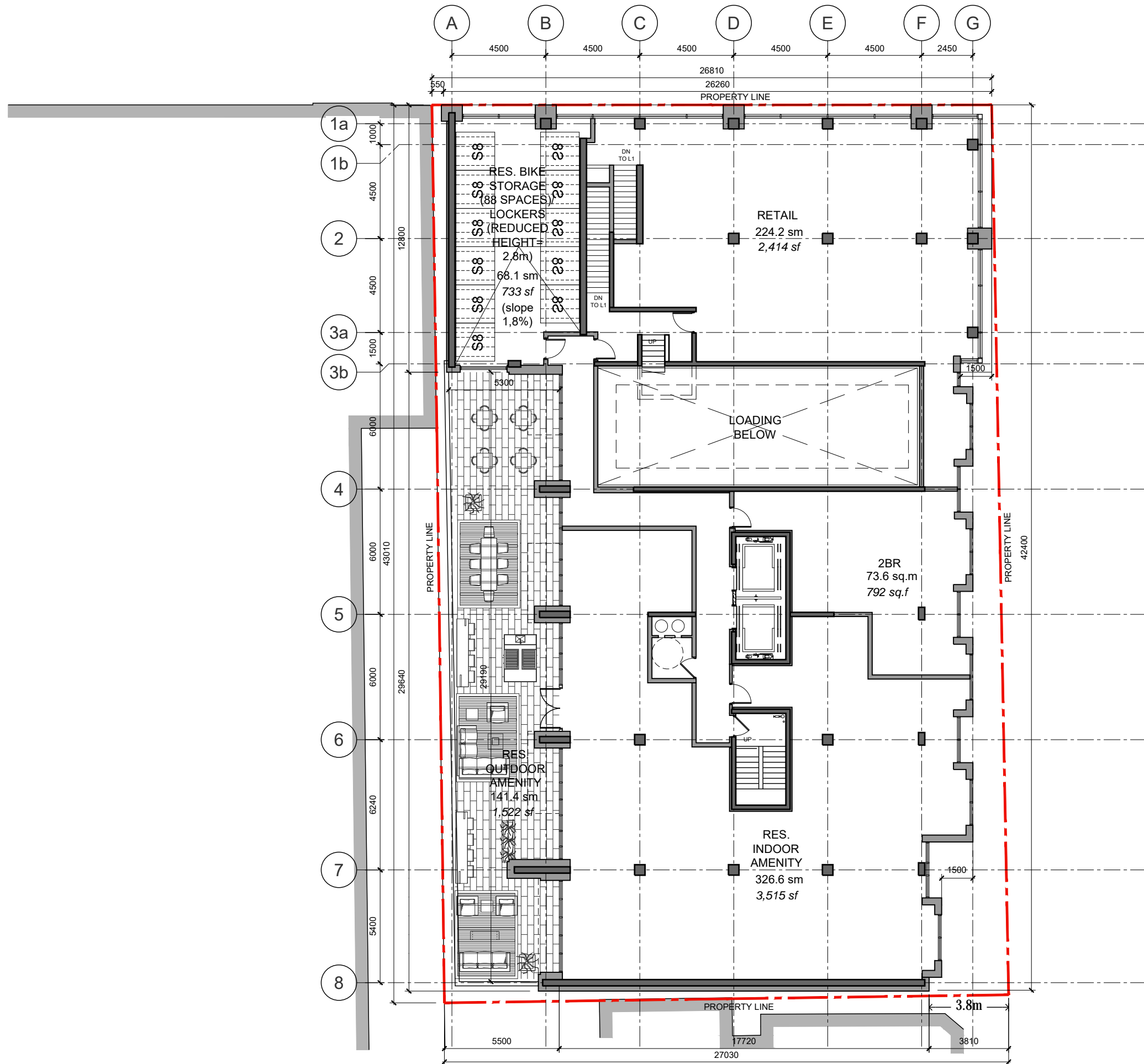
title  
 LEVEL 1 - GROUND

project number  
 15-11  
 date  
 2018-11-05

scale  
 1:200  
 drawn by  
 sheet

WITHOUT  
 PREJUDICE

A2.01




1. Copyright of this drawing is reserved by the Architect. The drawing, and all associated documents are instruments of service by the Architect. The drawing, and the information contained therein, may not be reproduced in whole or in part without prior written permission of the Architect.
2. These Contract Documents are the property of the Architect. The Architect bears no responsibility for the interpretation of these documents by the Contractor. Upon written application the Architect will provide written/graphic clarification or supplementary information regarding the intent of the Contract Documents. The Architect will review Shop Drawings submitted by the Contractor for design conformance only.
3. Drawings are not to be scaled for construction. The Contractor is to verify all existing conditions and dimensions required to perform the work and report and discrepancies with the Contract Documents to the Architect before commencing any work.
4. Positions of exposed finishes for mechanical or electrical devices, fitting and fixtures are indicated on architectural drawings. The location shown on the architectural drawing govern over the mechanical and electrical drawings. Those items not clearly located will be located as directed by the Architect.
5. These drawings are not to be used for construction unless noted below as "Issued for Construction".
6. All work is to be carried out in conformance with the Code and Bylaws of the Authorities having jurisdiction.
7. The Architect of these plans and specifications gives no warranty or representation to any party about the constructability of the building(s) represented by them. All contractors or subcontractors must satisfy themselves when bidding and at all times ensure that they can properly construct the work represented by these plans.

No.	Issuance	Date

**WALLMANARCHITECTS**

30 Duncan Street, Suite 202  
 Toronto, Ontario M5V 2C3  
 T 416 340 1870  
 F 416 340 1871  
 info@wallmanarchitects.com

project north



project

485 WELLINGTON ST. W

TORONTO, ONTARIO

client  
 LIFETIME DEVELOPMENTS

title

LEVEL 2

project number

15-11

date

2018-11-05

scale

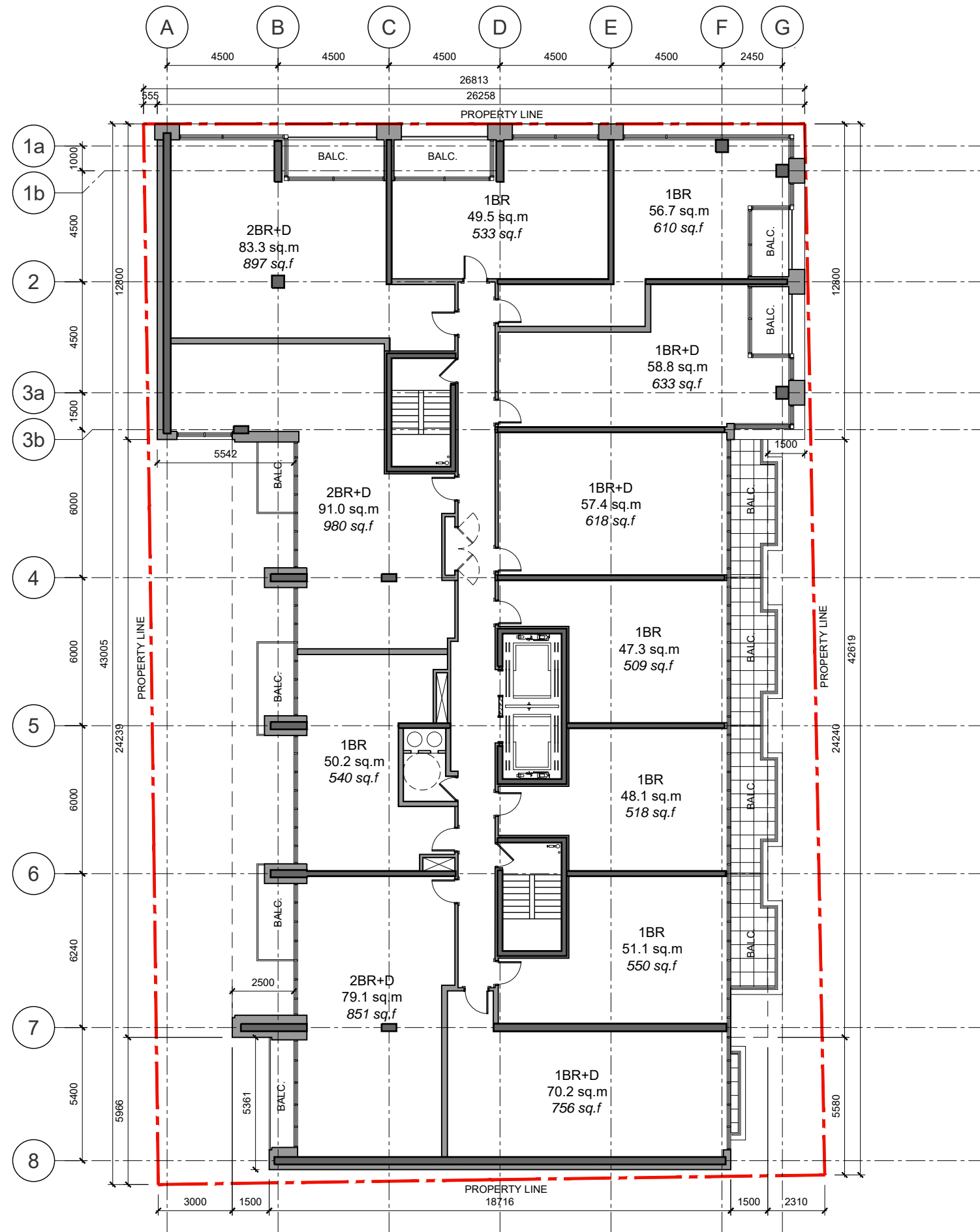
1:200

drawn by

sheet

WITHOUT  
 PREJUDICE

A2.02




- Copyright of this drawing is reserved by the Architect. The drawing, and all associated documents are instruments of service by the Architect. The drawing, and the information contained therein, may not be reproduced in whole or in part without prior written permission of the Architect.
- These Contract Documents are the property of the Architect. The Architect bears no responsibility for the interpretation of these documents by the Contractor. Upon written application the Architect will provide written/ graphic clarification or supplementary information regarding the intent of the Contract Documents. The Architect will review Shop Drawings submitted by the Contractor for design conformance only.
- Drawings are not to be scaled for construction. The Contractor is to verify all existing conditions and dimensions required to perform the work and report and discrepancies with the Contract Documents to the Architect before commencing any work.
- Positions of exposed finishes for mechanical or electrical devices, fitting and fixtures are indicated on architectural drawings. The location shown on the architectural drawing govern over the mechanical and electrical drawings. Those items not clearly located will be located as directed by the Architect.
- These drawings are not to be used for construction unless noted below as "Issued for Construction".
- All work is to be carried out in conformance with the Code and Bylaws of the Authorities having jurisdiction.
- The Architect of these plans and specifications gives no warranty or representation to any party about the constructability of the building(s) represented by them. All contractors or subcontractors must satisfy themselves when bidding and at all times ensure that they can properly construct the work represented by these plans.

No.	Issuance	Date

**WALLMANARCHITECTS**

30 Duncan Street, Suite 202  
 Toronto, Ontario M5V 2C3  
 T 416 340 1870  
 F 416 340 1871  
 info@wallmanarchitects.com

project north



project  
**485 WELLINGTON ST. W**

TORONTO, ONTARIO  
 client  
**LIFETIME DEVELOPMENTS**

title  
**LEVEL 3**

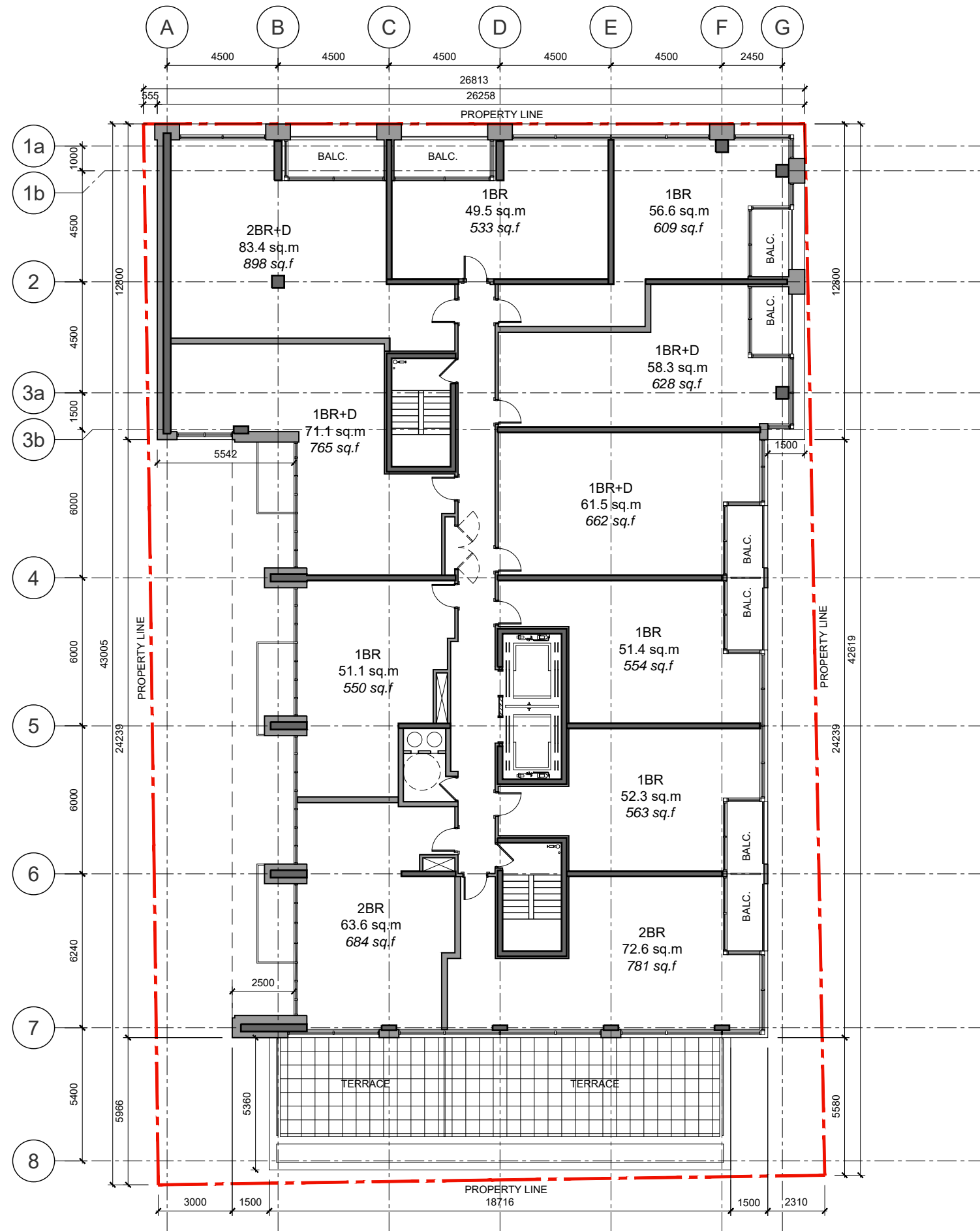
project number  
 15-11  
 2018-11-05  
 date

scale  
 1:200

drawn by  
 sheet

**WITHOUT  
 PREJUDICE**

**A2.03**




- Copyright of this drawing is reserved by the Architect. The drawing, and all associated documents are instruments of service by the Architect. The drawing, and the information contained therein, may not be reproduced in whole or in part without prior written permission of the Architect.
- These Contract Documents are the property of the Architect. The Architect bears no responsibility for the interpretation of these documents by the Contractor. Upon written application the Architect will provide written/graphic clarification or supplementary information regarding the intent of the Contract Documents. The Architect will review Shop Drawings submitted by the Contractor for design conformance only.
- Drawings are not to be scaled for construction. The Contractor is to verify all existing conditions and dimensions required to perform the work and report and discrepancies with the Contract Documents to the Architect before commencing any work.
- Positions of exposed finishes for mechanical or electrical devices, fitting and fixtures are indicated on architectural drawings. The location shown on the architectural drawing govern over the mechanical and electrical drawings. Those items not clearly located will be located as directed by the Architect.
- These drawings are not to be used for construction unless noted below as "Issued for Construction".
- All work is to be carried out in conformance with the Code and Bylaws of the Authorities having jurisdiction.
- The Architect of these plans and specifications gives no warranty or representation to any party about the constructability of the building(s) represented by them. All contractors or subcontractors must satisfy themselves when bidding and at all times ensure that they can properly construct the work represented by these plans.

No.	Issuance	Date

**WALLMANARCHITECTS**

30 Duncan Street, Suite 202  
 Toronto, Ontario M5V 2C3  
 T 416 340 1870  
 F 416 340 1871  
 info@wallmanarchitects.com

project north



project

485 WELLINGTON ST. W

TORONTO, ONTARIO

client  
 LIFETIME DEVELOPMENTS

title

LEVEL 4

project number

15-11

date

2018-11-05

scale

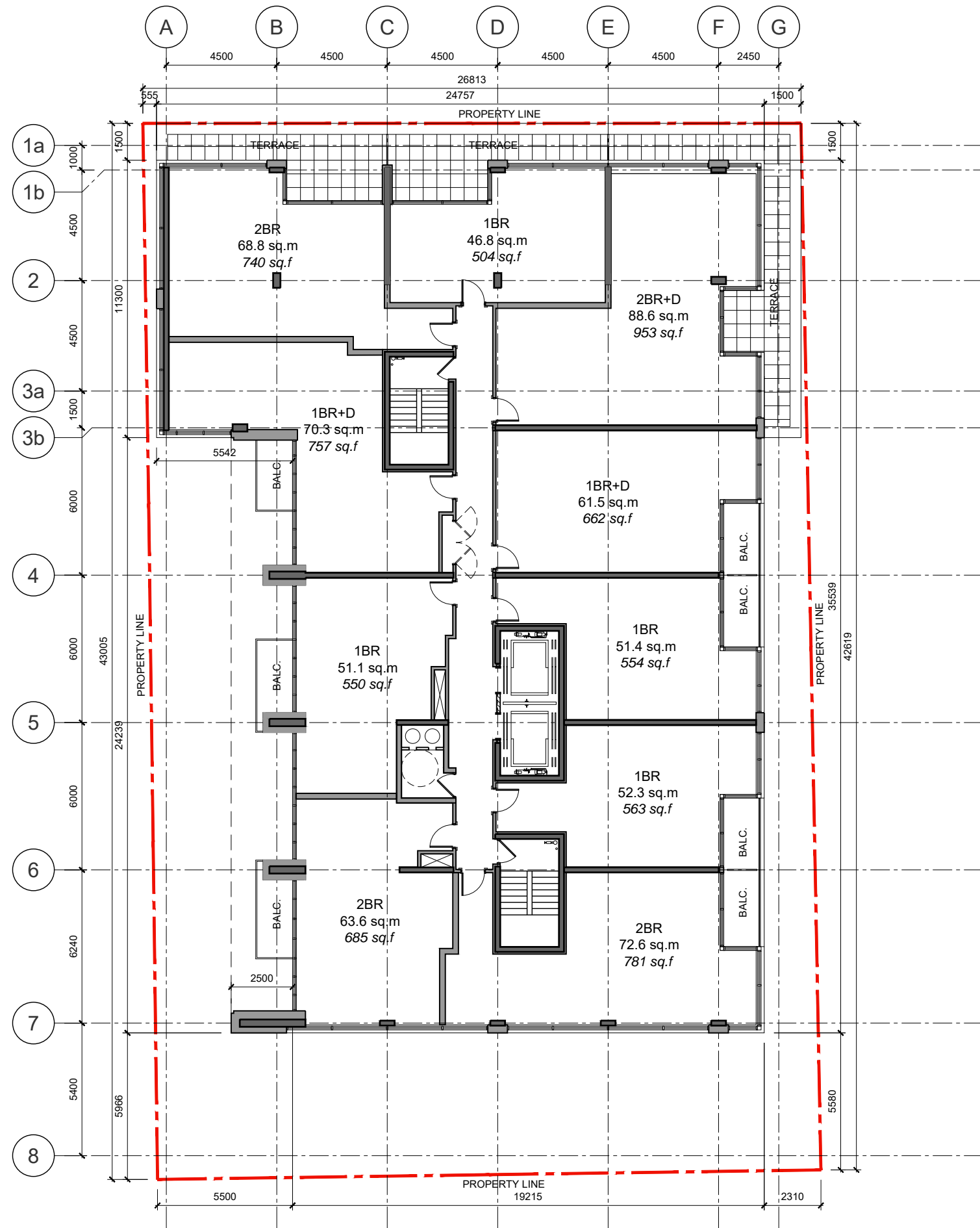
1:200

drawn by

sheet

WITHOUT  
 PREJUDICE

A2.04




- Copyright of this drawing is reserved by the Architect. The drawing, and all associated documents are instruments of service by the Architect. The drawing, and the information contained therein, may not be reproduced in whole or in part without prior written permission of the Architect.
- These Contract Documents are the property of the Architect. The Architect bears no responsibility for the interpretation of these documents by the Contractor. Upon written application the Architect will provide written/graphic clarification or supplementary information regarding the intent of the Contract Documents. The Architect will review Shop Drawings submitted by the Contractor for design conformance only.
- Drawings are not to be scaled for construction. The Contractor is to verify all existing conditions and dimensions required to perform the work and report and discrepancies with the Contract Documents to the Architect before commencing any work.
- Positions of exposed finishes for mechanical or electrical devices, fitting and fixtures are indicated on architectural drawings. The location shown on the architectural drawing govern over the mechanical and electrical drawings. Those items not clearly located will be located as directed by the Architect.
- These drawings are not to be used for construction unless noted below as "Issued for Construction".
- All work is to be carried out in conformance with the Code and Bylaws of the Authorities having jurisdiction.
- The Architect of these plans and specifications gives no warranty or representation to any party about the constructability of the building(s) represented by them. All contractors or subcontractors must satisfy themselves when bidding and at all times ensure that they can properly construct the work represented by these plans.

No.	Issuance	Date

## WALLMANARCHITECTS

30 Duncan Street, Suite 202  
 Toronto, Ontario M5V 2C3  
 T 416 340 1870  
 F 416 340 1871  
 info@wallmanarchitects.com

project north



project

485 WELLINGTON ST. W

TORONTO, ONTARIO

client  
 LIFETIME DEVELOPMENTS

title

LEVEL 5

project number

15-11

date

2018-11-05

scale

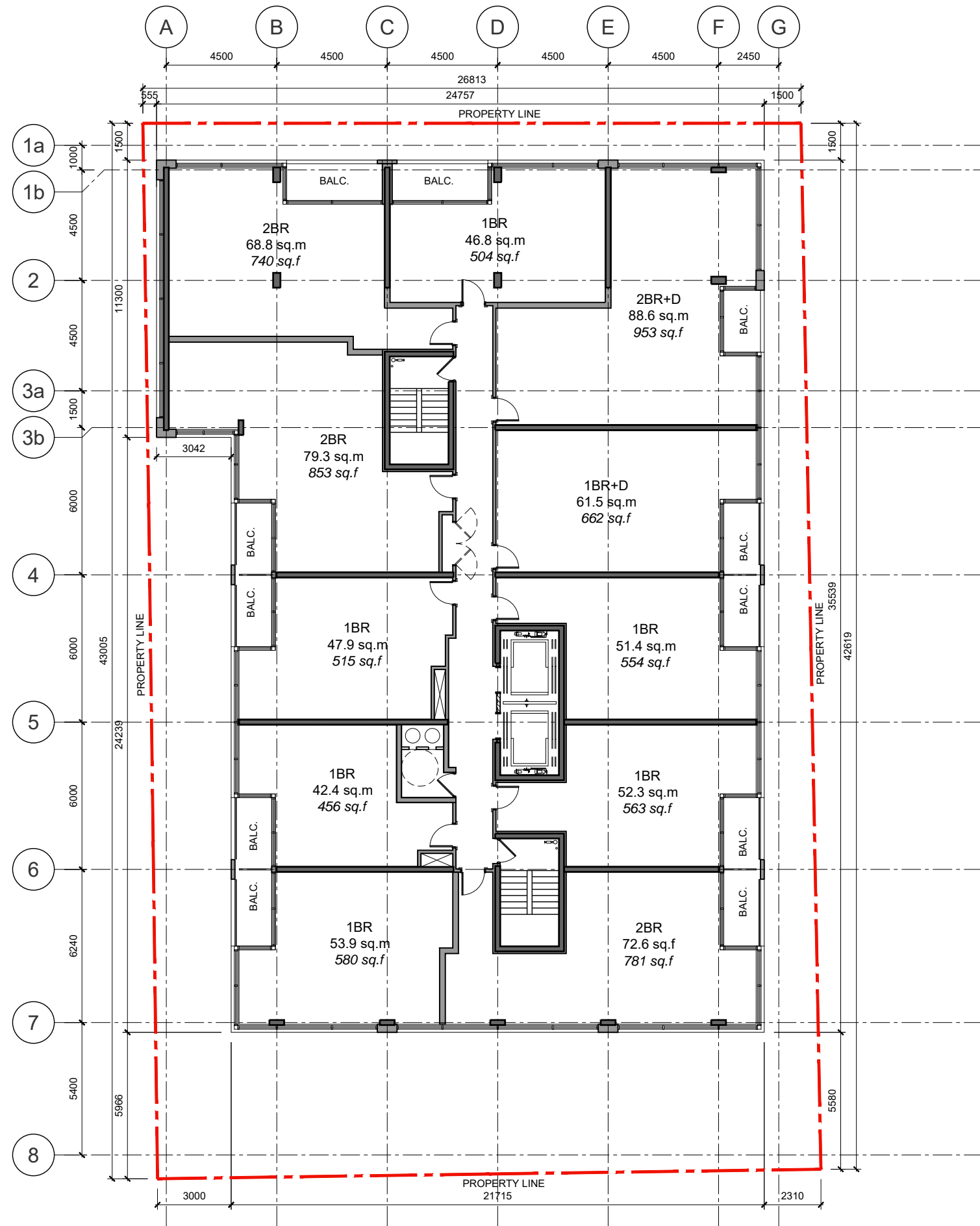
1:200

drawn by

sheet

WITHOUT  
 PREJUDICE

A2.05




- Copyright of this drawing is reserved by the Architect. The drawing, and all associated documents are instruments of service by the Architect. The drawing, and the information contained therein, may not be reproduced in whole or in part without prior written permission of the Architect.
- These Contract Documents are the property of the Architect. The Architect bears no responsibility for the interpretation of these documents by the Contractor. Upon written application the Architect will provide written/ graphic clarification or supplementary information regarding the intent of the Contract Documents. The Architect will review Shop Drawings submitted by the Contractor for design conformance only.
- Drawings are not to be scaled for construction. The Contractor is to verify all existing conditions and dimensions required to perform the work and report and discrepancies with the Contract Documents to the Architect before commencing any work.
- Positions of exposed finishes for mechanical or electrical devices, fitting and fixtures are indicated on architectural drawings. The location shown on the architectural drawing govern over the mechanical and electrical drawings. Those items not clearly located will be located as directed by the Architect.
- These drawings are not to be used for construction unless noted below as "Issued for Construction".
- All work is to be carried out in conformance with the Code and Bylaws of the Authorities having jurisdiction.
- The Architect of these plans and specifications gives no warranty or representation to any party about the constructability of the building(s) represented by them. All contractors or subcontractors must satisfy themselves when bidding and at all times ensure that they can properly construct the work represented by these plans.

No.	Issuance	Date

**WALLMANARCHITECTS**

30 Duncan Street, Suite 202  
 Toronto, Ontario M5V 2C3  
 T 416 340 1870  
 F 416 340 1871  
 info@wallmanarchitects.com

project north



project  
 485 WELLINGTON ST. W

TORONTO, ONTARIO  
 client  
 LIFETIME DEVELOPMENTS

title  
 LEVEL 6  
 LEVEL 8

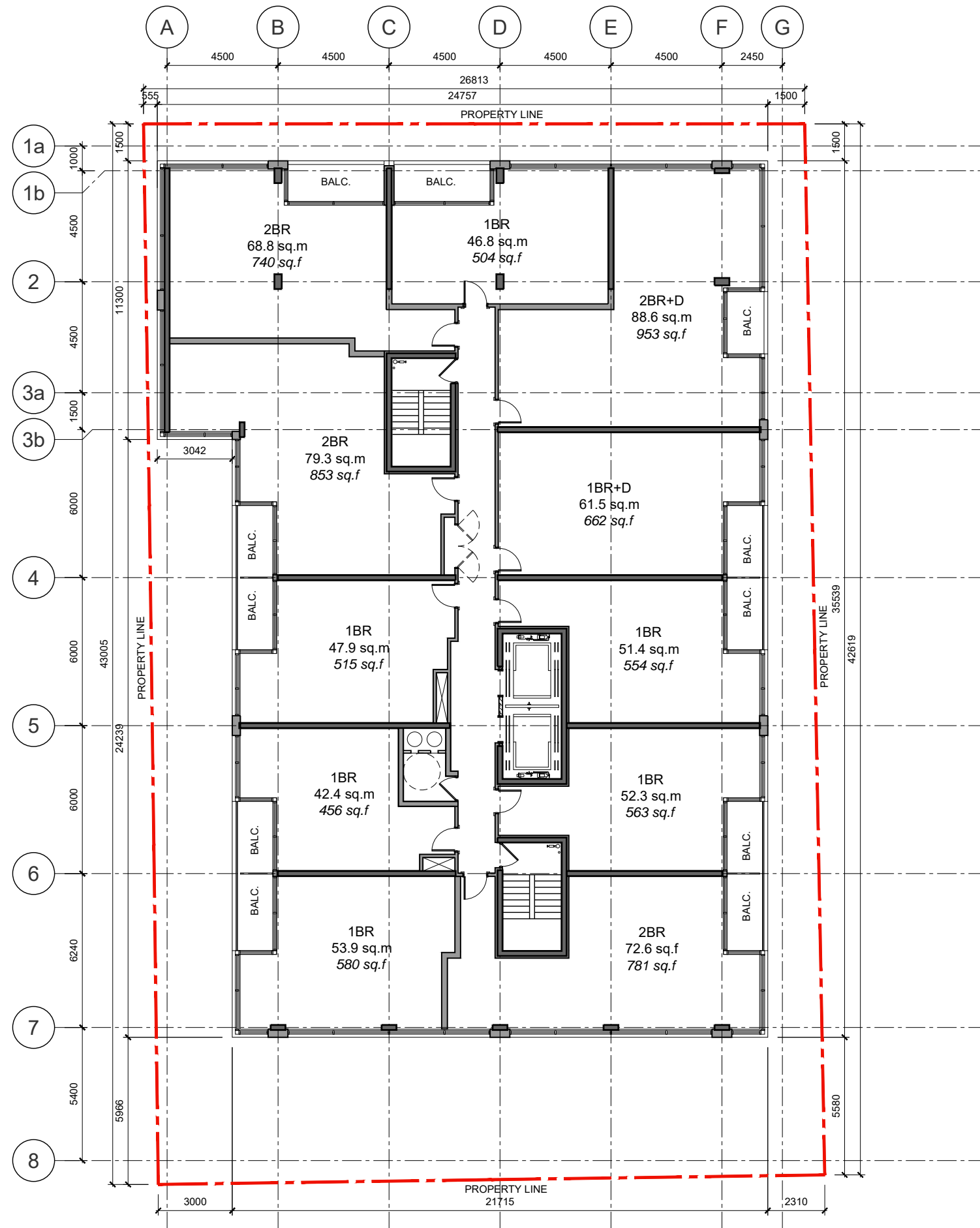
project number  
 15-11  
 2018-11-05 date

scale  
 1:200

drawn by  
 sheet

WITHOUT  
 PREJUDICE

A2.06




1. Copyright of this drawing is reserved by the Architect. The drawing, and all associated documents are instruments of service by the Architect. The drawing, and the information contained therein, may not be reproduced in whole or in part without prior written permission of the Architect.
2. These Contract Documents are the property of the Architect. The Architect bears no responsibility for the interpretation of these documents by the Contractor. Upon written application the Architect will provide written/graphic clarification or supplementary information regarding the intent of the Contract Documents. The Architect will review Shop Drawings submitted by the Contractor for design conformance only.
3. Drawings are not to be scaled for construction. The Contractor is to verify all existing conditions and dimensions required to perform the work and report and discrepancies with the Contract Documents to the Architect before commencing any work.
4. Positions of exposed finishes for mechanical or electrical devices, fitting and fixtures are indicated on architectural drawings. The location shown on the architectural drawing govern over the mechanical and electrical drawings. Those items not clearly located will be located as directed by the Architect.
5. These drawings are not to be used for construction unless noted below as "Issued for Construction".
6. All work is to be carried out in conformance with the Code and Bylaws of the Authorities having jurisdiction.
7. The Architect of these plans and specifications gives no warranty or representation to any party about the constructability of the building(s) represented by them. All contractors or subcontractors must satisfy themselves when bidding and at all times ensure that they can properly construct the work represented by these plans.

No.	Issuance	Date

**WALLMANARCHITECTS**

30 Duncan Street, Suite 202  
 Toronto, Ontario M5V 2C3  
 T 416 340 1870  
 F 416 340 1871  
 info@wallmanarchitects.com

project north



project  
 485 WELLINGTON ST. W

TORONTO, ONTARIO  
 client  
 LIFETIME DEVELOPMENTS

title  
 LEVEL 7  
 LEVEL 9

project number  
 15-11  
 2018-11-05 date

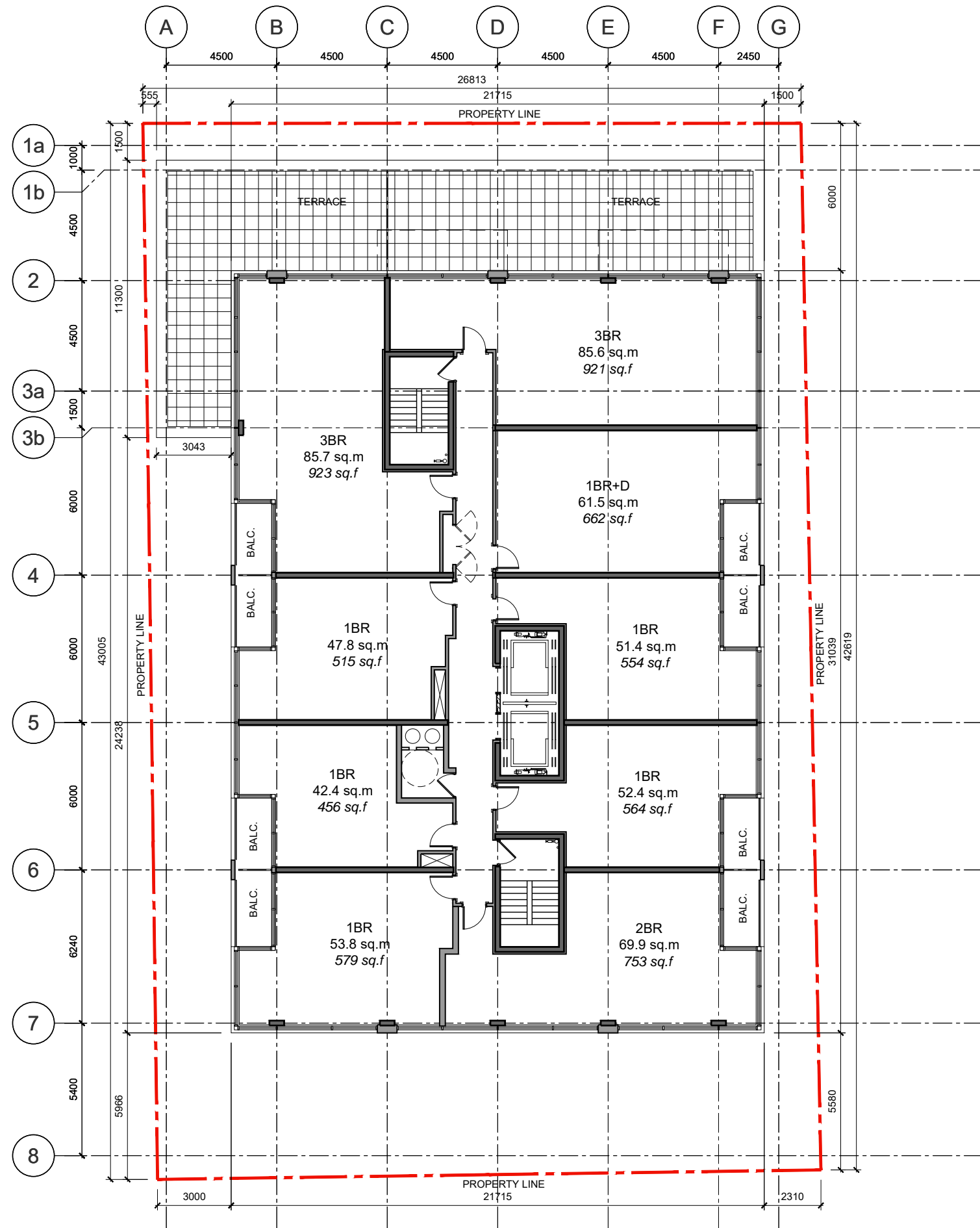
scale  
 1:200

drawn by  
 sheet

WITHOUT  
 PREJUDICE

A2.07






- Copyright of this drawing is reserved by the Architect. The drawing, and all associated documents are instruments of service by the Architect. The drawing, and the information contained therein, may not be reproduced in whole or in part without prior written permission of the Architect.
- These Contract Documents are the property of the Architect. The Architect bears no responsibility for the interpretation of these documents by the Contractor. Upon written application the Architect will provide written/ graphic clarification or supplementary information regarding the intent of the Contract Documents. The Architect will review Shop Drawings submitted by the Contractor for design conformance only.
- Drawings are not to be scaled for construction. The Contractor is to verify all existing conditions and dimensions required to perform the work and report and discrepancies with the Contract Documents to the Architect before commencing any work.
- Positions of exposed finishes for mechanical or electrical devices, fitting and fixtures are indicated on architectural drawings. The location shown on the architectural drawing govern over the mechanical and electrical drawings. Those items not clearly located will be located as directed by the Architect.
- These drawings are not to be used for construction unless noted below as "Issued for Construction".
- All work is to be carried out in conformance with the Code and Bylaws of the Authorities having jurisdiction.
- The Architect of these plans and specifications gives no warranty or representation to any party about the constructability of the building(s) represented by them. All contractors or subcontractors must satisfy themselves when bidding and at all times ensure that they can properly construct the work represented by these plans.

No.	Issuance	Date

**WALLMANARCHITECTS**

30 Duncan Street, Suite 202  
 Toronto, Ontario M5V 2C3  
 T 416 340 1870  
 F 416 340 1871  
 info@wallmanarchitects.com

project north



project  
 485 WELLINGTON ST. W

TORONTO, ONTARIO  
 client  
 LIFETIME DEVELOPMENTS

title  
 LEVEL 10

project number  
 15-11

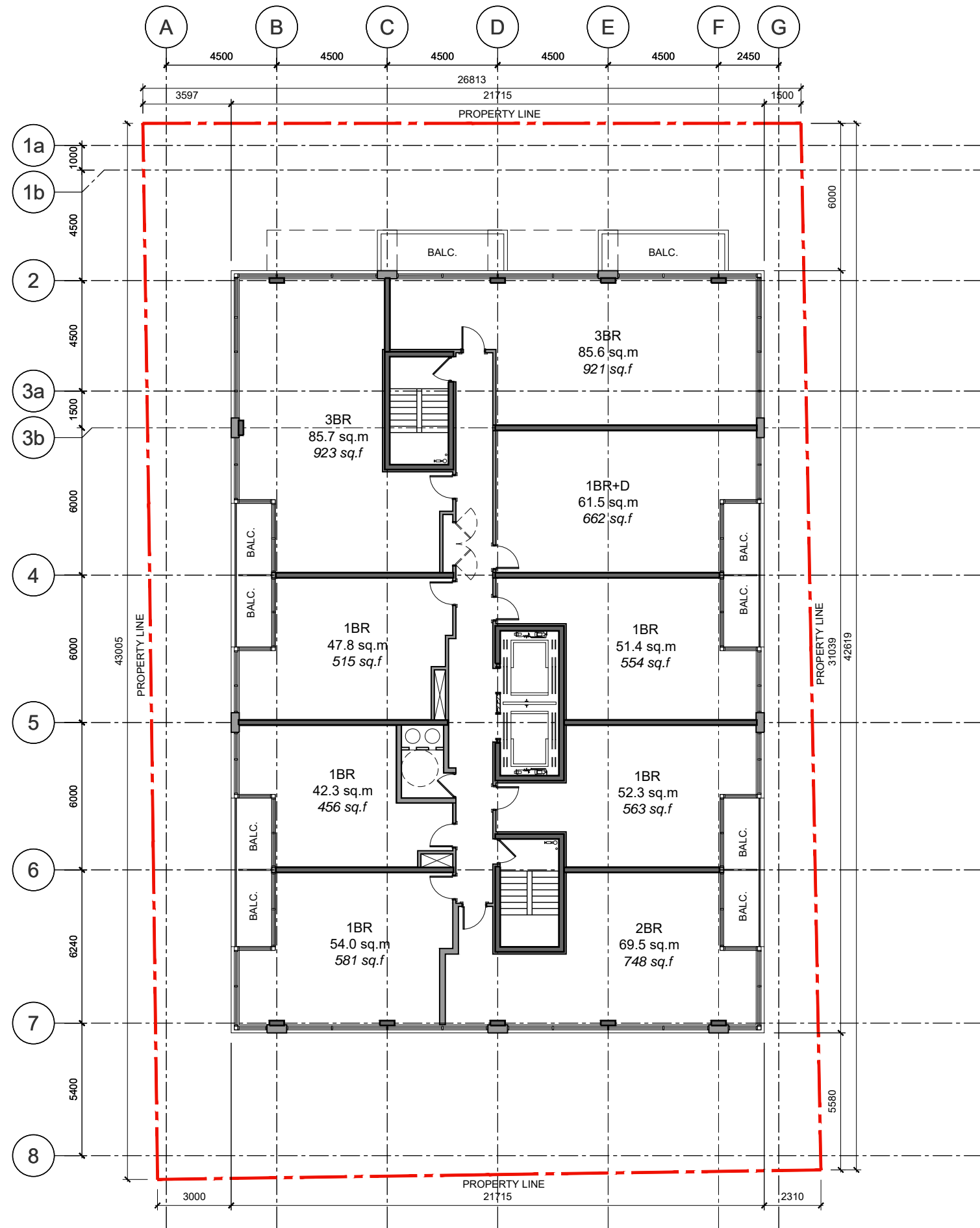
date  
 2018-11-05

scale  
 1:200

drawn by  
 sheet

WITHOUT  
 PREJUDICE

A2.08




- Copyright of this drawing is reserved by the Architect. The drawing, and all associated documents are instruments of service by the Architect. The drawing, and the information contained therein, may not be reproduced in whole or in part without prior written permission of the Architect.
- These Contract Documents are the property of the Architect. The Architect bears no responsibility for the interpretation of these documents by the Contractor. Upon written application the Architect will provide written/graphic clarification or supplementary information regarding the intent of the Contract Documents. The Architect will review Shop Drawings submitted by the Contractor for design conformance only.
- Drawings are not to be scaled for construction. The Contractor is to verify all existing conditions and dimensions required to perform the work and report and discrepancies with the Contract Documents to the Architect before commencing any work.
- Positions of exposed finishes for mechanical or electrical devices, fitting and fixtures are indicated on architectural drawings. The location shown on the architectural drawing govern over the mechanical and electrical drawings. Those items not clearly located will be located as directed by the Architect.
- These drawings are not to be used for construction unless noted below as "Issued for Construction".
- All work is to be carried out in conformance with the Code and Bylaws of the Authorities having jurisdiction.
- The Architect of these plans and specifications gives no warranty or representation to any party about the constructability of the building(s) represented by them. All contractors or subcontractors must satisfy themselves when bidding and at all times ensure that they can properly construct the work represented by these plans.

No.	Issuance	Date

**WALLMANARCHITECTS**

30 Duncan Street, Suite 202  
 Toronto, Ontario M5V 2C3  
 T 416 340 1870  
 F 416 340 1871  
 info@wallmanarchitects.com

project north



project  
 485 WELLINGTON ST. W

TORONTO, ONTARIO  
 client  
 LIFETIME DEVELOPMENTS

title  
 LEVEL 11

project number  
 15-11

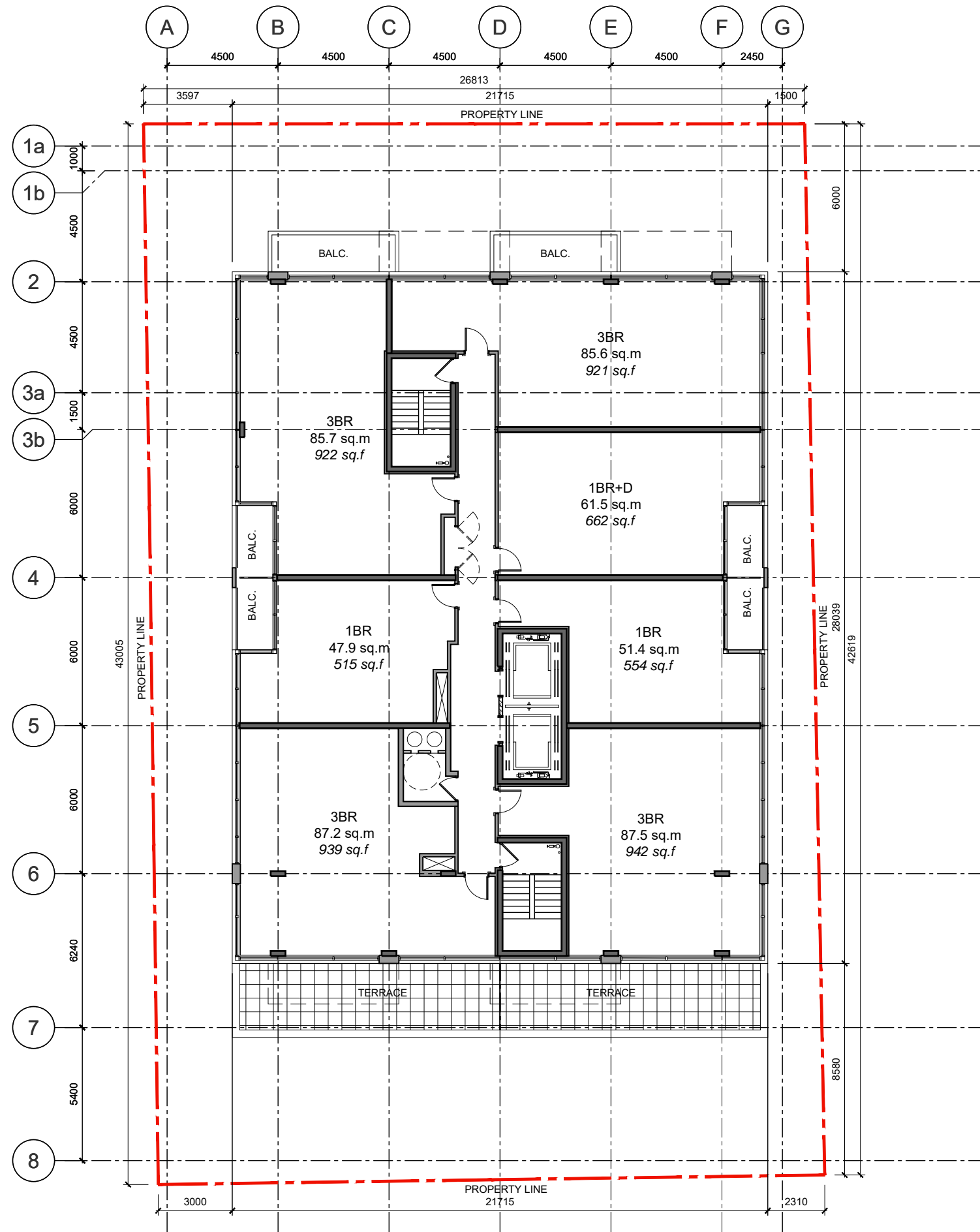
date  
 2018-11-05

scale  
 1:200

drawn by  
 sheet

WITHOUT  
 PREJUDICE

A2.09




- Copyright of this drawing is reserved by the Architect. The drawing, and all associated documents are instruments of service by the Architect. The drawing, and the information contained therein, may not be reproduced in whole or in part without prior written permission of the Architect.
- These Contract Documents are the property of the Architect. The Architect bears no responsibility for the interpretation of these documents by the Contractor. Upon written application the Architect will provide written/graphic clarification or supplementary information regarding the intent of the Contract Documents. The Architect will review Shop Drawings submitted by the Contractor for design conformance only.
- Drawings are not to be scaled for construction. The Contractor is to verify all existing conditions and dimensions required to perform the work and report and discrepancies with the Contract Documents to the Architect before commencing any work.
- Positions of exposed finishes for mechanical or electrical devices, fitting and fixtures are indicated on architectural drawings. The location shown on the architectural drawing govern over the mechanical and electrical drawings. Those items not clearly located will be located as directed by the Architect.
- These drawings are not to be used for construction unless noted below as "Issued for Construction".
- All work is to be carried out in conformance with the Code and Bylaws of the Authorities having jurisdiction.
- The Architect of these plans and specifications gives no warranty or representation to any party about the constructability of the building(s) represented by them. All contractors or subcontractors must satisfy themselves when bidding and at all times ensure that they can properly construct the work represented by these plans.

No.	Issuance	Date

## WALLMANARCHITECTS

30 Duncan Street, Suite 202  
 Toronto, Ontario M5V 2C3  
 t 416 340 1870  
 f 416 340 1871  
 info@wallmanarchitects.com

project north



project

485 WELLINGTON ST. W

TORONTO, ONTARIO

client  
 LIFETIME DEVELOPMENTS

title

LEVEL 12

project number

15-11

date

2018-11-05

scale

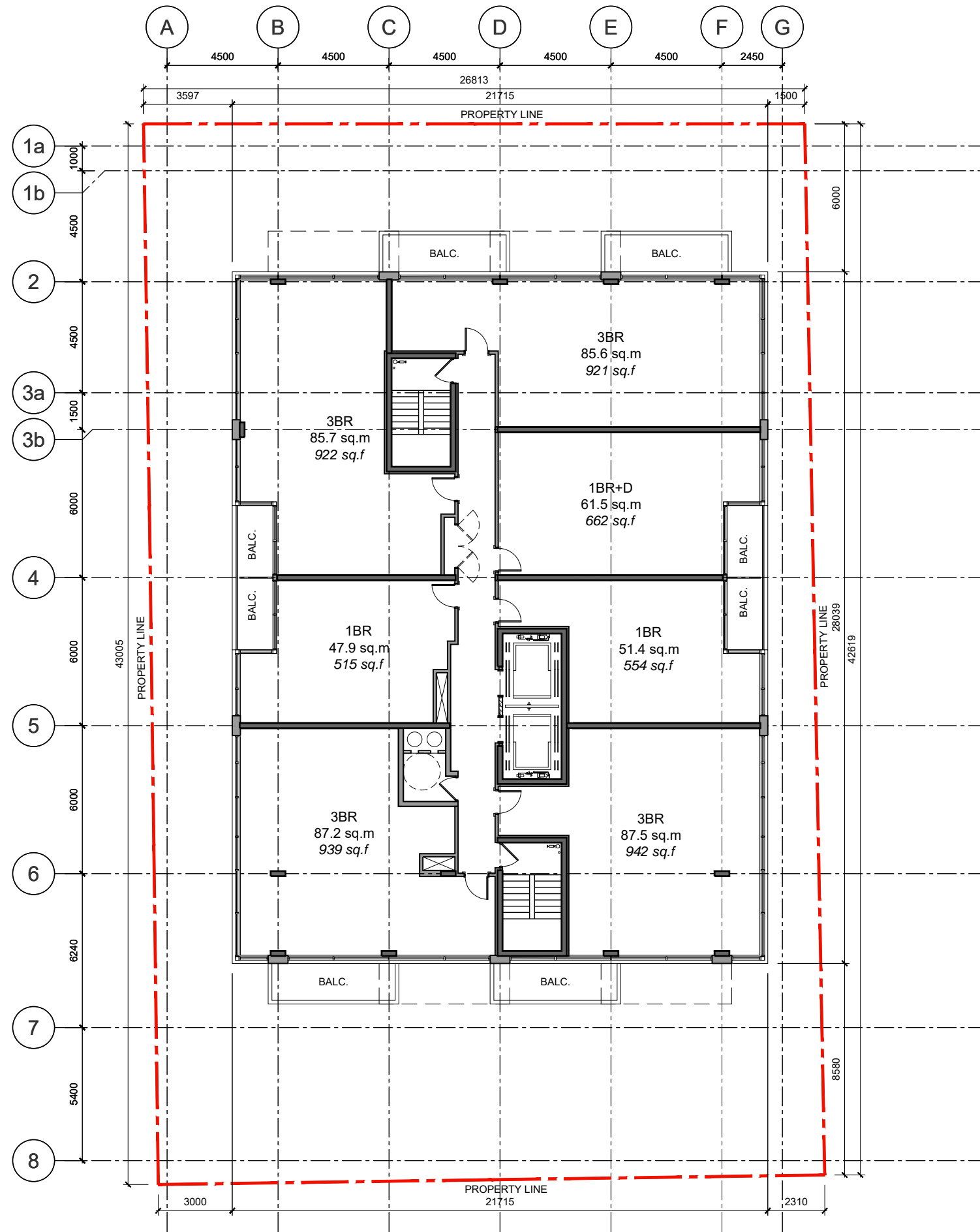
1:200

drawn by

sheet

WITHOUT  
 PREJUDICE

A2.10




- Copyright of this drawing is reserved by the Architect. The drawing, and all associated documents are instruments of service by the Architect. The drawing, and the information contained therein, may not be reproduced in whole or in part without prior written permission of the Architect.
- These Contract Documents are the property of the Architect. The Architect bears no responsibility for the interpretation of these documents by the Contractor. Upon written application the Architect will provide written/graphic clarification or supplementary information regarding the intent of the Contract Documents. The Architect will review Shop Drawings submitted by the Contractor for design conformance only.
- Drawings are not to be scaled for construction. The Contractor is to verify all existing conditions and dimensions required to perform the work and report and discrepancies with the Contract Documents to the Architect before commencing any work.
- Positions of exposed finishes for mechanical or electrical devices, fitting and fixtures are indicated on architectural drawings. The location shown on the architectural drawing govern over the mechanical and electrical drawings. Those items not clearly located will be located as directed by the Architect.
- These drawings are not to be used for construction unless noted below as "Issued for Construction".
- All work is to be carried out in conformance with the Code and Bylaws of the Authorities having jurisdiction.
- The Architect of these plans and specifications gives no warranty or representation to any party about the constructability of the building(s) represented by them. All contractors or subcontractors must satisfy themselves when bidding and at all times ensure that they can properly construct the work represented by these plans.

No.	Issuance	Date

**WALLMANARCHITECTS**

30 Duncan Street, Suite 202  
 Toronto, Ontario M5V 2C3  
 t 416 340 1870  
 f 416 340 1871  
 info@wallmanarchitects.com

project north



project

485 WELLINGTON ST. W

TORONTO, ONTARIO

client  
 LIFETIME DEVELOPMENTS

title

LEVEL 13

project number

15-11

2018-11-05 date

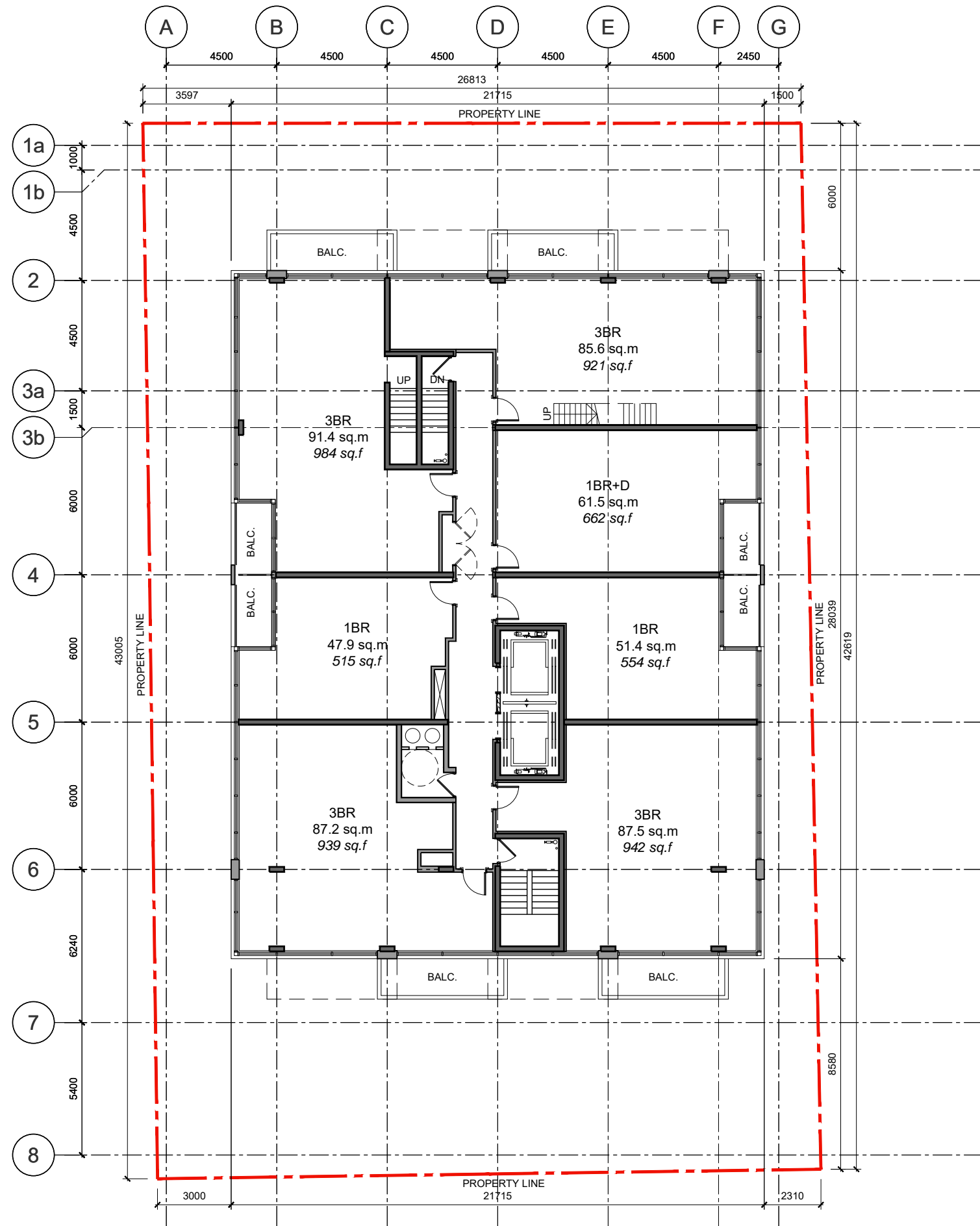
1:200 scale

drawn by

sheet

WITHOUT  
 PREJUDICE

A2.11




1. Copyright of this drawing is reserved by the Architect. The drawing, and all associated documents are instruments of service by the Architect. The drawing, and the information contained therein, may not be reproduced in whole or in part without prior written permission of the Architect.
2. These Contract Documents are the property of the Architect. The Architect bears no responsibility for the interpretation of these documents by the Contractor. Upon written application the Architect will provide written/graphic clarification or supplementary information regarding the intent of the Contract Documents. The Architect will review Shop Drawings submitted by the Contractor for design conformance only.
3. Drawings are not to be scaled for construction. The Contractor is to verify all existing conditions and dimensions required to perform the work and report and discrepancies with the Contract Documents to the Architect before commencing any work.
4. Positions of exposed finishes for mechanical or electrical devices, fitting and fixtures are indicated on architectural drawings. The location shown on the architectural drawing govern over the mechanical and electrical drawings. Those items not clearly located will be located as directed by the Architect.
5. These drawings are not to be used for construction unless noted below as "Issued for Construction".
6. All work is to be carried out in conformance with the Code and Bylaws of the Authorities having jurisdiction.
7. The Architect of these plans and specifications gives no warranty or representation to any party about the constructability of the building(s) represented by them. All contractors or subcontractors must satisfy themselves when bidding and at all times ensure that they can properly construct the work represented by these plans.

No.	Issuance	Date

**WALLMANARCHITECTS**

30 Duncan Street, Suite 202  
 Toronto, Ontario M5V 2C3  
 t 416 340 1870  
 f 416 340 1871  
 info@wallmanarchitects.com

project north



project

485 WELLINGTON ST. W

TORONTO, ONTARIO

client  
 LIFETIME DEVELOPMENTS

title

LEVEL 14

project number

15-11

date

2018-11-05

scale

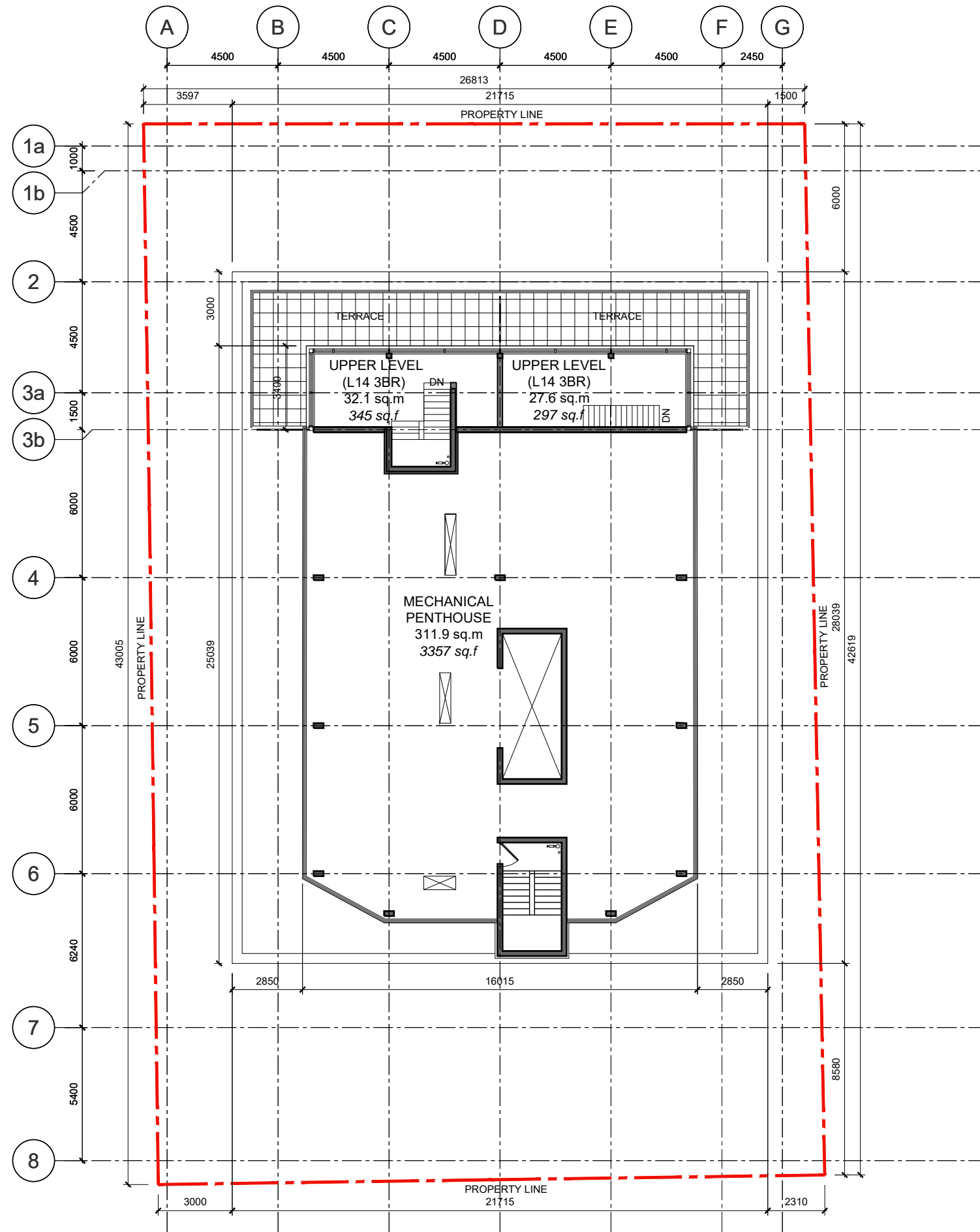
1:200

drawn by

sheet

WITHOUT  
 PREJUDICE

A2.12




1. Copyright of this drawing is reserved by the Architect. The drawing, and all associated documents are instruments of service by the Architect. The drawing, and the information contained therein, may not be reproduced in whole or in part without prior written permission of the Architect.
2. These Contract Documents are the property of the Architect. The Architect bears no responsibility for the interpretation of these documents by the Contractor. Upon written application the Architect will provide written/graphic clarification or supplementary information regarding the intent of the Contract Documents. The Architect will review Shop Drawings submitted by the Contractor for design conformance only.
3. Drawings are not to be scaled for construction. The Contractor is to verify all existing conditions and dimensions required to perform the work and report and discrepancies with the Contract Documents to the Architect before commencing any work.
4. Positions of exposed finishes for mechanical or electrical devised, fitting and fixtures are indicated on architectural drawings. The location shown on the architectural drawing govern over the mechanical and electrical drawings. Those items not clearly located will be located as directed by the Architect.
5. These drawings are not to be used for construction unless noted below as "Issued for Construction".
6. All work is to be carried out in conformance with the Code and Bylaws of the Authorities having jurisdiction.
7. The Architect of these plans and specifications gives no warranty or representation to any party about the constructability of the building(s) represented by them. All contractors or subcontractors must satisfy themselves when bidding and at all times ensure that they can properly construct the work represented by these plans.

No.	Issuance	Date

**WALLMANARCHITECTS**

30 Duncan Street, Suite 202  
 Toronto, Ontario M5V 2C3  
 t 416 340 1870  
 f 416 340 1871  
 info@wallmanarchitects.com

project north



project  
 485 WELLINGTON ST. W

TORONTO, ONTARIO  
 client  
 LIFETIME DEVELOPMENTS

title  
 LEVEL 15 (MPH)

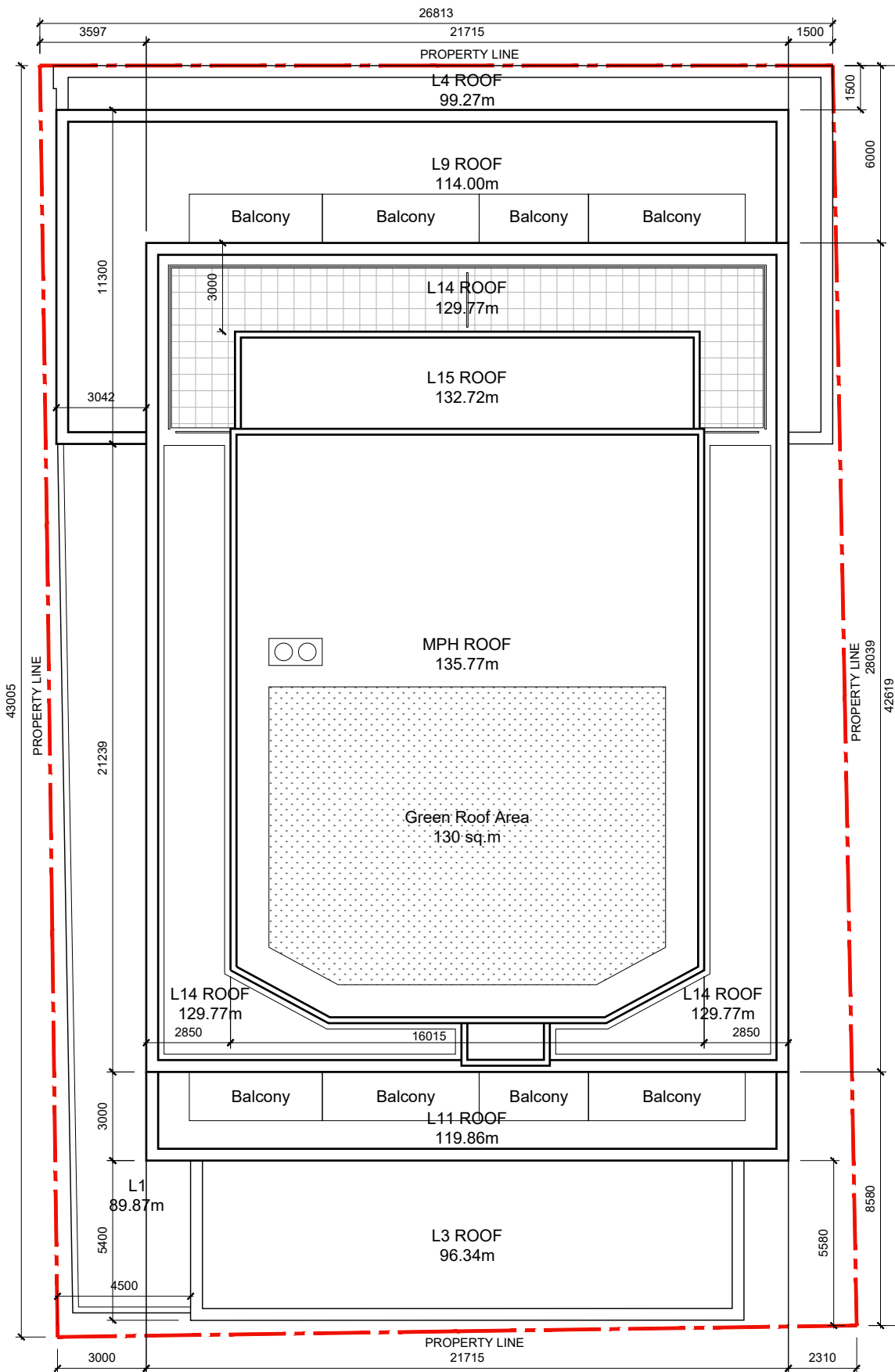
project number  
 15-11  
 2018-11-05 date

scale  
 1:200

drawn by  
 sheet

WITHOUT  
 PREJUDICE

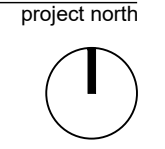
A2.13



1. Copyright of this drawing is reserved by the Architect. The drawing, and all associated documents are instruments of service by the Architect. The drawing, and the information contained therein, may not be reproduced in whole or in part without prior written permission of the Architect.
2. These Contract Documents are the property of the Architect. The Architect bears no responsibility for the interpretation of these documents by the Contractor. Upon written application the Architect will provide written/graphic clarification or supplementary information regarding the intent of the Contract Documents. The Architect will review Shop Drawings submitted by the Contractor for design conformance only.
3. Drawings are not to be scaled for construction. The Contractor is to verify all existing conditions and dimensions required to perform the work and report and discrepancies with the Contract Documents to the Architect before commencing any work.
4. Positions of exposed finishes for mechanical or electrical devices, fitting and fixtures are indicated on architectural drawings. The location shown on the architectural drawing govern over the mechanical and electrical drawings. Those items not clearly located will be located as directed by the Architect.
5. These drawings are not to be used for construction unless noted below as "Issued for Construction".
6. All work is to be carried out in conformance with the Code and Bylaws of the Authorities having jurisdiction.
7. The Architect of these plans and specifications gives no warranty or representation to any party about the constructability of the building(s) represented by them. All contractors or subcontractors must satisfy themselves when bidding and at all times ensure that they can properly construct the work represented by these plans.

No.	Issuance	Date

**WALLMANARCHITECTS**  
 30 Duncan Street, Suite 202  
 Toronto, Ontario M5V 2C3  
 T 416 340 1870  
 F 416 340 1871  
 info@wallmanarchitects.com



project  
**485 WELLINGTON ST. W**

TORONTO, ONTARIO  
 client  
**LIFETIME DEVELOPMENTS**

title  
**ROOF PLAN**

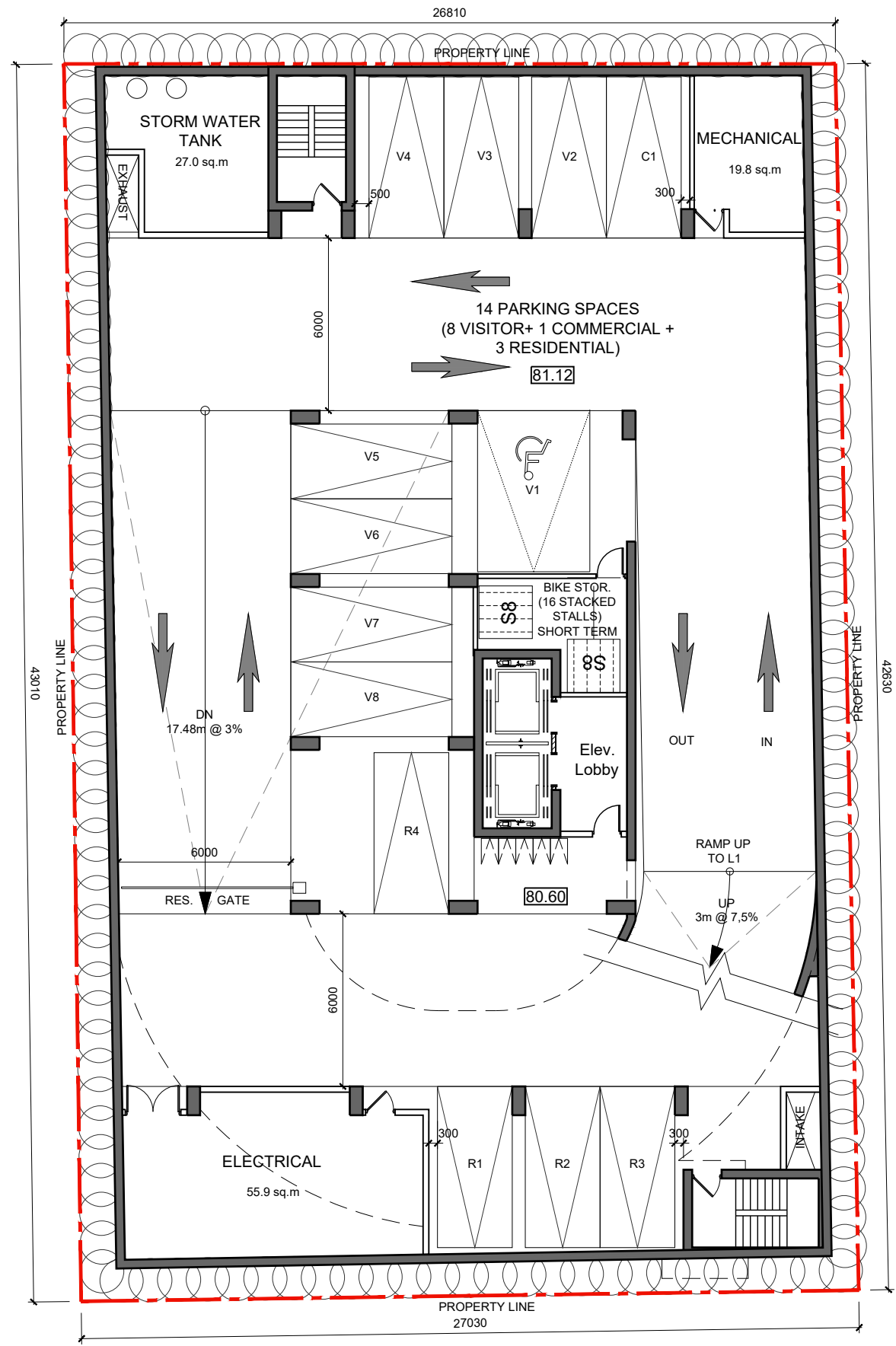
project number  
 15-11  
 2018-11-05 date

scale  
 1:200  
 drawn by

sheet

**WITHOUT  
 PREJUDICE**

**A2.14**




1. Copyright of this drawing is reserved by the Architect. The drawing, and all associated documents are instruments of service by the Architect. The drawing, and the information contained therein, may not be reproduced in whole or in part without prior written permission of the Architect.
2. These Contract Documents are the property of the Architect. The Architect bears no responsibility for the interpretation of these documents by the Contractor. Upon written application the Architect will provide written/graphic clarification or supplementary information regarding the intent of the Contract Documents. The Architect will review Shop Drawings submitted by the Contractor for design conformance only.
3. Drawings are not to be scaled for construction. The Contractor is to verify all existing conditions and dimensions required to perform the work and report and discrepancies with the Contract Documents to the Architect before commencing any work.
4. Positions of exposed finishes for mechanical or electrical devised, fitting and fixtures are indicated on architectural drawings. The location shown on the architectural drawing govern over the mechanical and electrical drawings. Those items not clearly located will be located as directed by the Architect.
5. These drawings are not to be used for construction unless noted below as "Issued for Construction".
6. All work is to be carried out in conformance with the Code and Bylaws of the Authorities having jurisdiction.
7. The Architect of these plans and specifications gives no warranty or representation to any party about the constructability of the building(s) represented by them. All contractors or subcontractors must satisfy themselves when bidding and at all times ensure that they can properly construct the work represented by these plans.

No.	Issuance	Date

**WALLMANARCHITECTS**  
 30 Duncan Street, Suite 202  
 Toronto, Ontario M5V 2C3  
 T 416 340 1870  
 F 416 340 1871  
 info@wallmanarchitects.com

project north



project  
 485 WELLINGTON ST. W

TORONTO, ONTARIO  
 client  
 LIFETIME DEVELOPMENTS

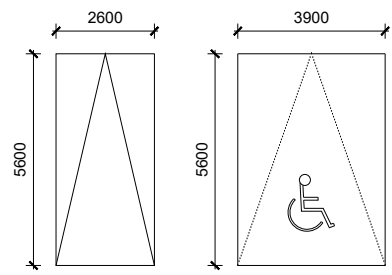
title  
 PARKING LEVEL - P1

project number  
 15-11

date  
 2018-11-05

scale  
 1:200

drawn by  
 sheet



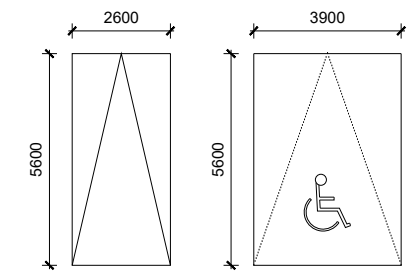
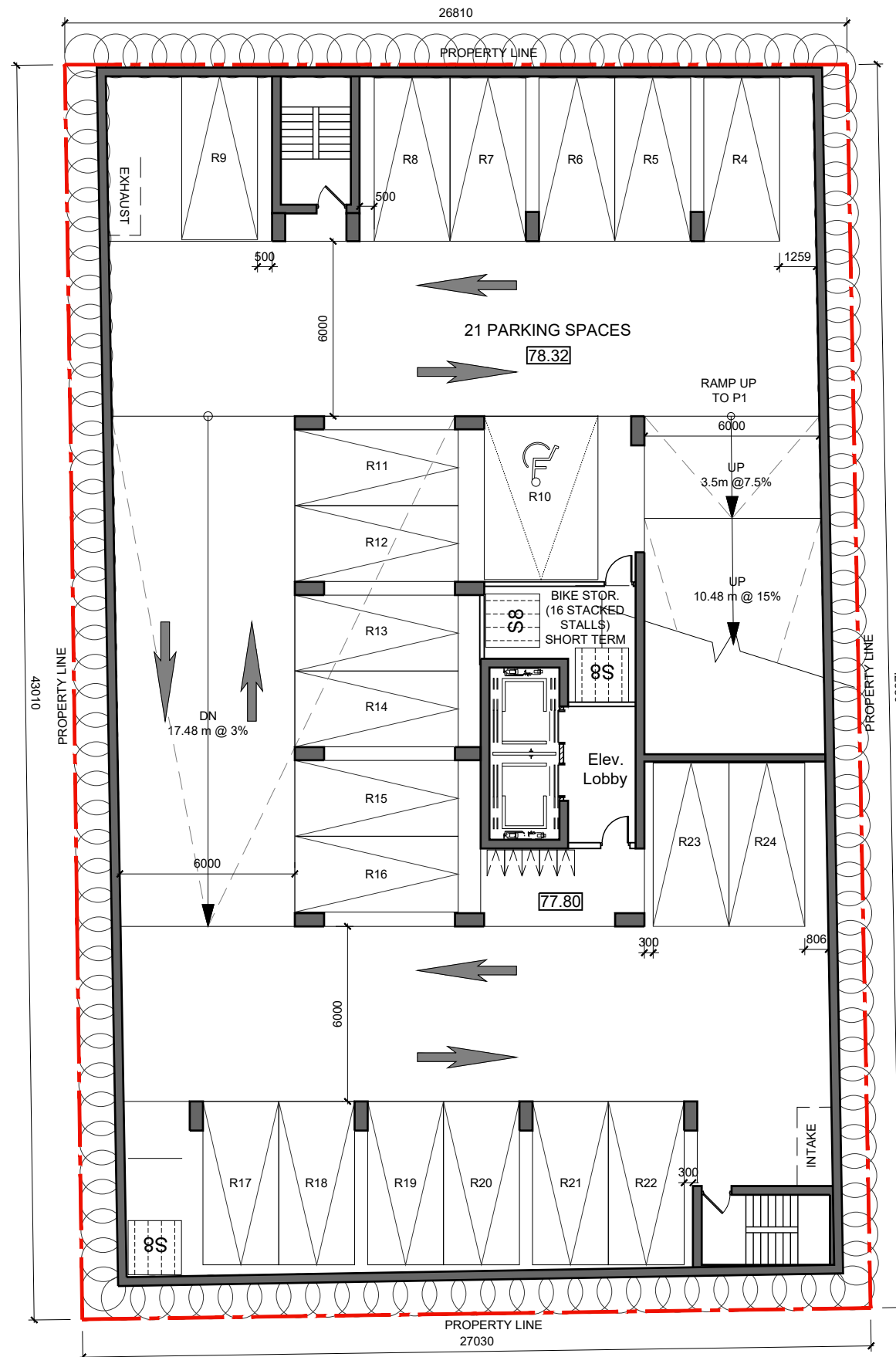
TYP. PARKING STALL DIMS

- 8 VISITOR PARKING SPACES
- 1 RETAIL PARKING SPACE
- 4 RESIDENT PARKING SPACES

**WITHOUT  
 PREJUDICE**

**A2.15**





TYP. PARKING STALL DIMS

21 RESIDENT PARKING SPACES

WITHOUT  
PREJUDICE


- Copyright of this drawing is reserved by the Architect. The drawing, and all associated documents are instruments of service by the Architect. The drawing, and the information contained therein, may not be reproduced in whole or in part without prior written permission of the Architect.
- These Contract Documents are the property of the Architect. The Architect bears no responsibility for the interpretation of these documents by the Contractor. Upon written application the Architect will provide written/graphic clarification or supplementary information regarding the intent of the Contract Documents. The Architect will review Shop Drawings submitted by the Contractor for design conformance only.
- Drawings are not to be scaled for construction. The Contractor is to verify all existing conditions and dimensions required to perform the work and report and discrepancies with the Contract Documents to the Architect before commencing any work.
- Positions of exposed finishes for mechanical or electrical devices, fitting and fixtures are indicated on architectural drawings. The location shown on the architectural drawing govern over the mechanical and electrical drawings. Those items not clearly located will be located as directed by the Architect.
- These drawings are not to be used for construction unless noted below as "Issued for Construction".
- All work is to be carried out in conformance with the Code and Bylaws of the Authorities having jurisdiction.
- The Architect of these plans and specifications gives no warranty or representation to any party about the constructability of the building(s) represented by them. All contractors or subcontractors must satisfy themselves when bidding and at all times ensure that they can properly construct the work represented by these plans.

No.	Issuance	Date

**WALLMANARCHITECTS**

30 Duncan Street, Suite 202  
Toronto, Ontario M5V 2C3  
T 416 340 1870  
F 416 340 1871  
info@wallmanarchitects.com

project north



project  
485 WELLINGTON ST. W

TORONTO, ONTARIO  
client  
LIFETIME DEVELOPMENTS

title  
PARKING LEVEL - P2

project number  
15-11

date  
2018-11-05

scale  
1:200

drawn by  
sheet

A2.16


- Copyright of this drawing is reserved by the Architect. The drawing, and all associated documents are instruments of service by the Architect. The drawing, and the information contained therein, may not be reproduced in whole or in part without prior written permission of the Architect.
- These Contract Documents are the property of the Architect. The Architect bears no responsibility for the interpretation of these documents by the Contractor. Upon written application the Architect will provide written/graphic clarification or supplementary information regarding the intent of the Contract Documents. The Architect will review Shop Drawings submitted by the Contractor for design conformance only.
- Drawings are not to be scaled for construction. The Contractor is to verify all existing conditions and dimensions required to perform the work and report and discrepancies with the Contract Documents to the Architect before commencing any work.
- Positions of exposed finishes for mechanical or electrical devices, fitting and fixtures are indicated on architectural drawings. The location shown on the architectural drawing govern over the mechanical and electrical drawings. Those items not clearly located will be located as directed by the Architect.
- These drawings are not to be used for construction unless noted below as "Issued for Construction".
- All work is to be carried out in conformance with the Code and Bylaws of the Authorities having jurisdiction.
- The Architect of these plans and specifications gives no warranty or representation to any party about the constructability of the building(s) represented by them. All contractors or subcontractors must satisfy themselves when bidding and at all times ensure that they can properly construct the work represented by these plans.

No.	Issuance	Date

**WALLMANARCHITECTS**

30 Duncan Street, Suite 202  
 Toronto, Ontario M5V 2C3  
 t 416 340 1870  
 f 416 340 1871  
 info@wallmanarchitects.com

project north



project  
 485 WELLINGTON ST. W

TORONTO, ONTARIO  
 client  
 LIFETIME DEVELOPMENTS

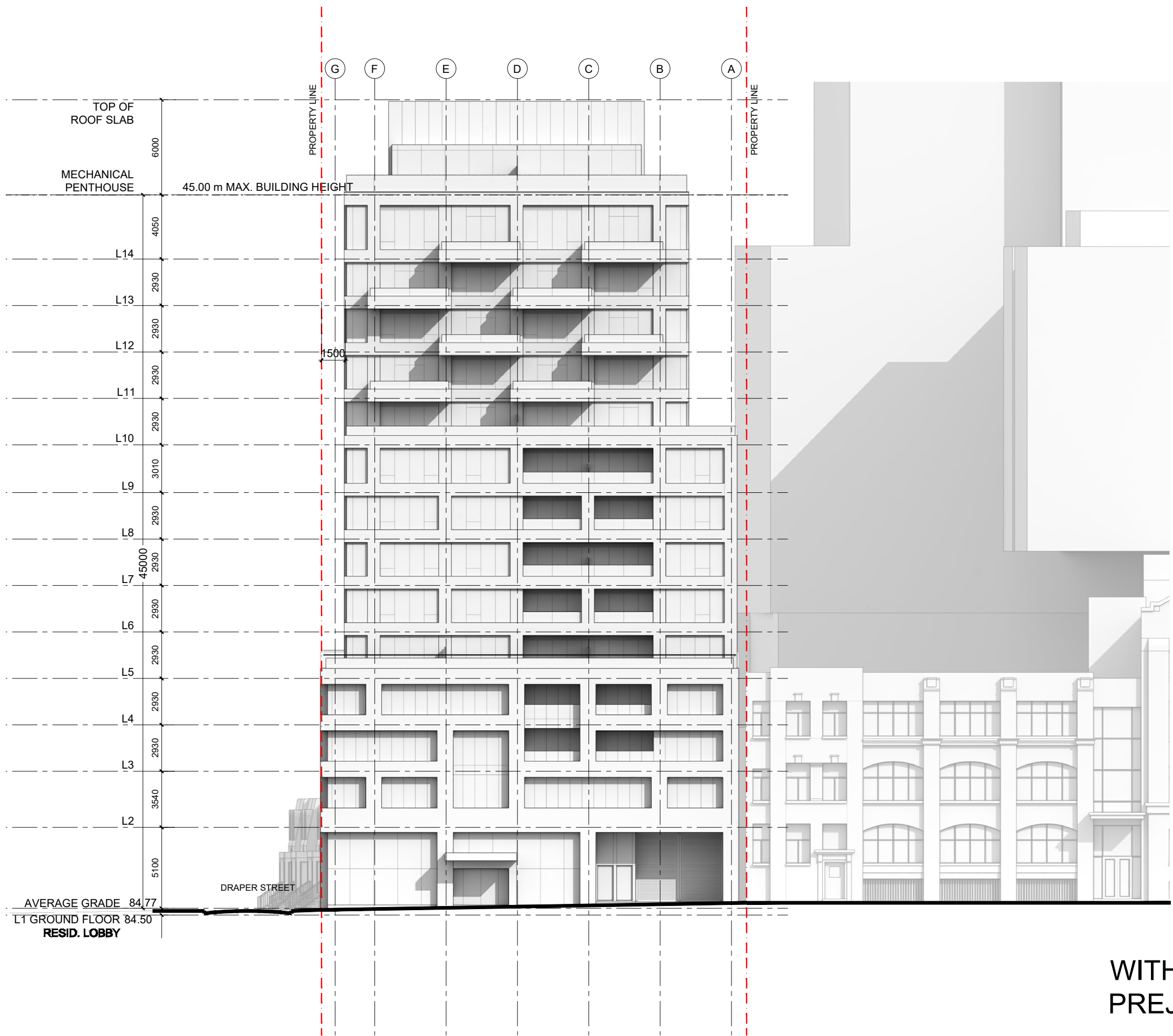
title  
 NORTH ELEVATION

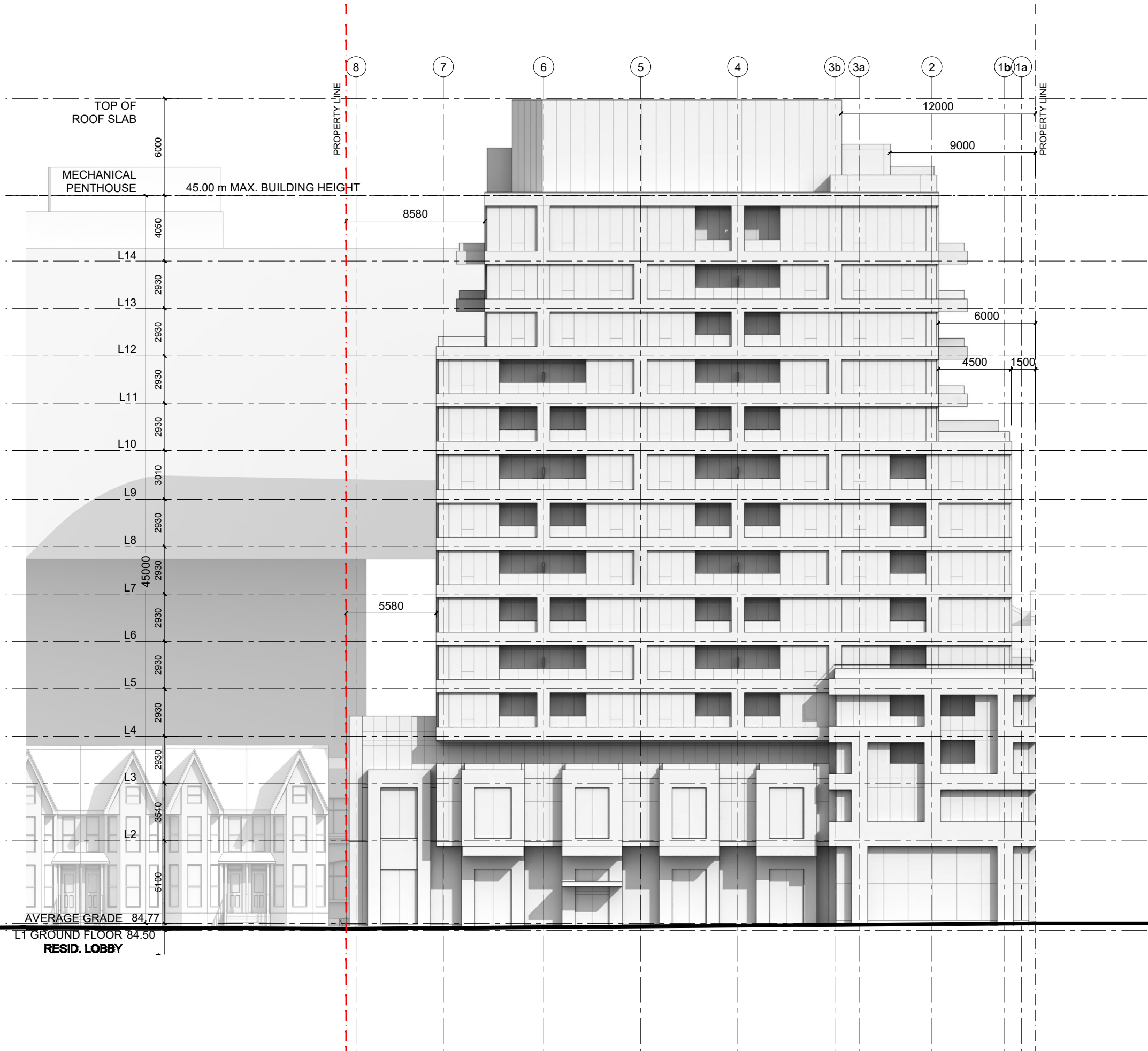
project number  
 15-11  
 date  
 2018-11-07

scale  
 1:250  
 drawn by  
 sheet

**A3.01**

**WITHOUT  
 PREJUDICE**






1. Copyright of this drawing is reserved by the Architect. The drawing, and all associated documents are instruments of service by the Architect. The drawing, and the information contained therein, may not be reproduced in whole or in part without prior written permission of the Architect.
2. These Contract Documents are the property of the Architect. The Architect bears no responsibility for the interpretation of these documents by the Contractor. Upon written application the Architect will provide written/graphic clarification or supplementary information regarding the intent of the Contract Documents. The Architect will review Shop Drawings submitted by the Contractor for design conformance only.
3. Drawings are not to be scaled for construction. The Contractor is to verify all existing conditions and dimensions required to perform the work and report and discrepancies with the Contract Documents to the Architect before commencing any work.
4. Positions of exposed finishes for mechanical or electrical devised, fitting and fixtures are indicated on architectural drawings. The location shown on the architectural drawing govern over the mechanical and electrical drawings. Those items not clearly located will be located as directed by the Architect.
5. These drawings are not to be used for construction unless noted below as "Issued for Construction".
6. All work is to be carried out in conformance with the Code and Bylaws of the Authorities having jurisdiction.
7. The Architect of these plans and specifications gives no warranty or representation to any party about the constructability of the building(s) represented by them. All contractors or subcontractors must satisfy themselves when bidding and at all times ensure that they can properly construct the work represented by these plans.

No.	Issuance	Date

**WALLMANARCHITECTS**  
 30 Duncan Street, Suite 202  
 Toronto, Ontario M5V 2C3  
 T 416 340 1870  
 F 416 340 1871  
 info@wallmanarchitects.com

project north



project  
 485 WELLINGTON ST. W

TORONTO, ONTARIO  
 client  
 LIFETIME DEVELOPMENTS

title  
 EAST ELEVATION

project number  
 15-11

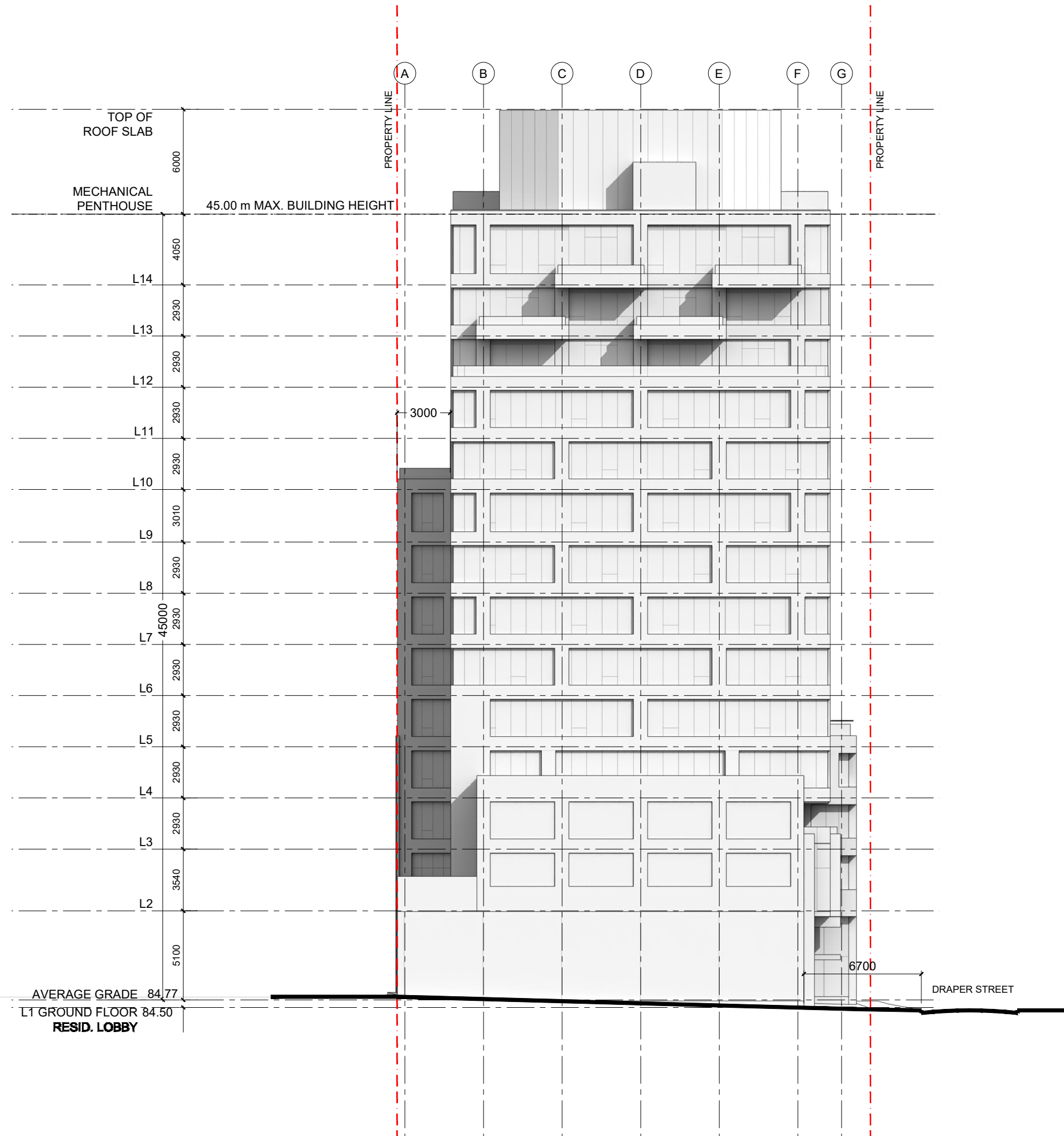
date  
 2018-11-05

scale  
 1:250

drawn by  
 sheet

WITHOUT  
 PREJUDICE

A3.02




1. Copyright of this drawing is reserved by the Architect. The drawing, and all associated documents are instruments of service by the Architect. The drawing, and the information contained therein, may not be reproduced in whole or in part without prior written permission of the Architect.
2. These Contract Documents are the property of the Architect. The Architect bears no responsibility for the interpretation of these documents by the Contractor. Upon written application the Architect will provide written/graphic clarification or supplementary information regarding the intent of the Contract Documents. The Architect will review Shop Drawings submitted by the Contractor for design conformance only.
3. Drawings are not to be scaled for construction. The Contractor is to verify all existing conditions and dimensions required to perform the work and report and discrepancies with the Contract Documents to the Architect before commencing any work.
4. Positions of exposed finishes for mechanical or electrical devices, fitting and fixtures are indicated on architectural drawings. The location shown on the architectural drawing govern over the mechanical and electrical drawings. Those items not clearly located will be located as directed by the Architect.
5. These drawings are not to be used for construction unless noted below as "Issued for Construction".
6. All work is to be carried out in conformance with the Code and Bylaws of the Authorities having jurisdiction.
7. The Architect of these plans and specifications gives no warranty or representation to any party about the constructability of the building(s) represented by them. All contractors or subcontractors must satisfy themselves when bidding and at all times ensure that they can properly construct the work represented by these plans.

No.	Issuance	Date

**WALLMANARCHITECTS**

30 Duncan Street, Suite 202  
 Toronto, Ontario M5V 2C3  
 t 416 340 1870  
 f 416 340 1871  
 info@wallmanarchitects.com

project north



project

485 WELLINGTON ST. W

TORONTO, ONTARIO

client  
 LIFETIME DEVELOPMENTS

title  
 SOUTH ELEVATION

project number

15-11

2018-11-05 date

scale

1:250

drawn by

sheet

WITHOUT  
 PREJUDICE

A3.03


- Copyright of this drawing is reserved by the Architect. The drawing, and all associated documents are instruments of service by the Architect. The drawing, and the information contained therein, may not be reproduced in whole or in part without prior written permission of the Architect.
- These Contract Documents are the property of the Architect. The Architect bears no responsibility for the interpretation of these documents by the Contractor. Upon written application the Architect will provide written/graphic clarification or supplementary information regarding the intent of the Contract Documents. The Architect will review Shop Drawings submitted by the Contractor for design conformance only.
- Drawings are not to be scaled for construction. The Contractor is to verify all existing conditions and dimensions required to perform the work and report and discrepancies with the Contract Documents to the Architect before commencing any work.
- Positions of exposed finishes for mechanical or electrical devices, fitting and fixtures are indicated on architectural drawings. The location shown on the architectural drawing govern over the mechanical and electrical drawings. Those items not clearly located will be located as directed by the Architect.
- These drawings are not to be used for construction unless noted below as "Issued for Construction".
- All work is to be carried out in conformance with the Code and Bylaws of the Authorities having jurisdiction.
- The Architect of these plans and specifications gives no warranty or representation to any party about the constructability of the building(s) represented by them. All contractors or subcontractors must satisfy themselves when bidding and at all times ensure that they can properly construct the work represented by these plans.

No.	Issuance	Date

**WALLMANARCHITECTS**

30 Duncan Street, Suite 202  
 Toronto, Ontario M5V 2C3  
 T 416 340 1870  
 F 416 340 1871  
 info@wallmanarchitects.com

project north



project  
 485 WELLINGTON ST. W

TORONTO, ONTARIO  
 client  
 LIFETIME DEVELOPMENTS

title  
 WEST ELEVATION

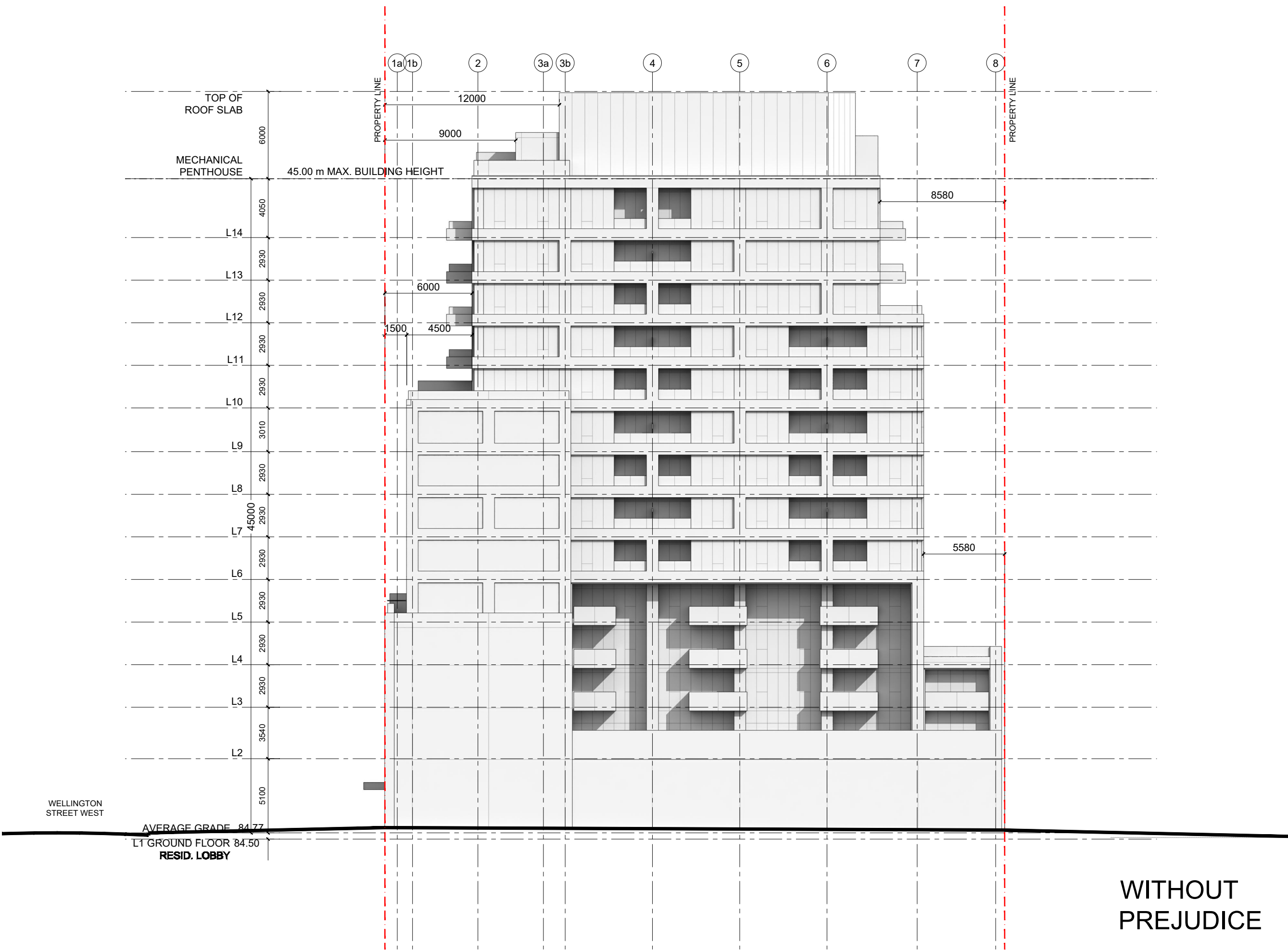
project number  
 15-11

date  
 2018-11-05

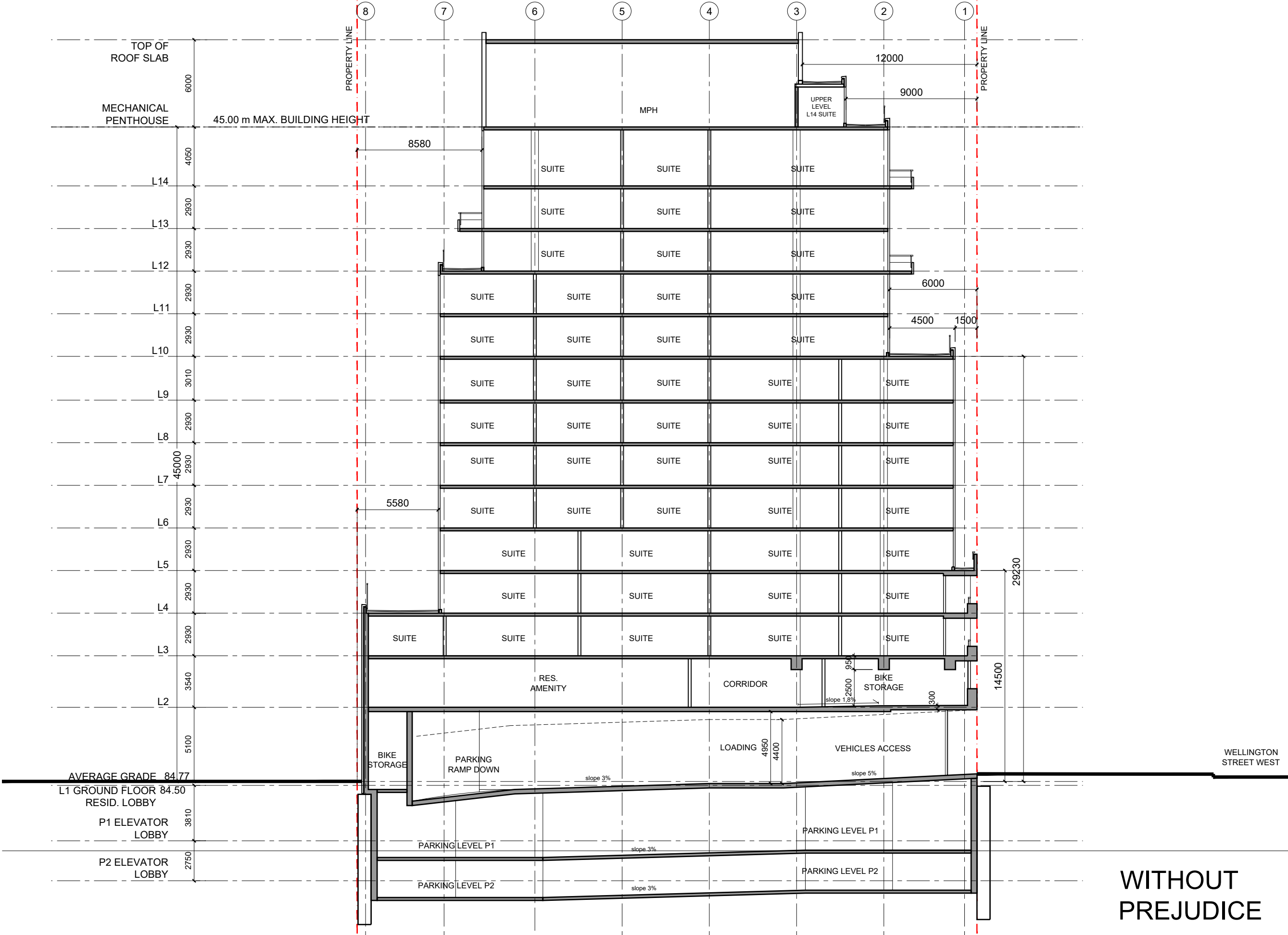
scale  
 1:250

drawn by  
 sheet

**A3.04**



WITHOUT  
 PREJUDICE



1. Copyright of this drawing is reserved by the Architect. The drawing, and all associated documents are instruments of service by the Architect. The drawing, and the information contained therein, may not be reproduced in whole or in part without prior written permission of the Architect.
2. These Contract Documents are the property of the Architect. The Architect bears no responsibility for the interpretation of these documents by the Contractor. Upon written application the Architect will provide written/graphic clarification or supplementary information regarding the intent of the Contract Documents. The Architect will review Shop Drawings submitted by the Contractor for design conformance only.
3. Drawings are not to be scaled for construction. The Contractor is to verify all existing conditions and dimensions required to perform the work and report and discrepancies with the Contract Documents to the Architect before commencing any work.
4. Positions of exposed finishes for mechanical or electrical devised, fitting and fixtures are indicated on architectural drawings. The location shown on the architectural drawing govern over the mechanical and electrical drawings. Those items not clearly located will be located as directed by the Architect.
5. These drawings are not to be used for construction unless noted below as "Issued for Construction".
6. All work is to be carried out in conformance with the Code and Bylaws of the Authorities having jurisdiction.
7. The Architect of these plans and specifications gives no warranty or representation to any party about the constructability of the building(s) represented by them. All contractors or subcontractors must satisfy themselves when bidding and at all times ensure that they can properly construct the work represented by these plans.

No.	Issuance	Date

**WALLMANARCHITECTS**  
 30 Duncan Street, Suite 202  
 Toronto, Ontario M5V 2C3  
 t 416 340 1870  
 f 416 340 1871  
 info@wallmanarchitects.com



485 WELLINGTON ST. W

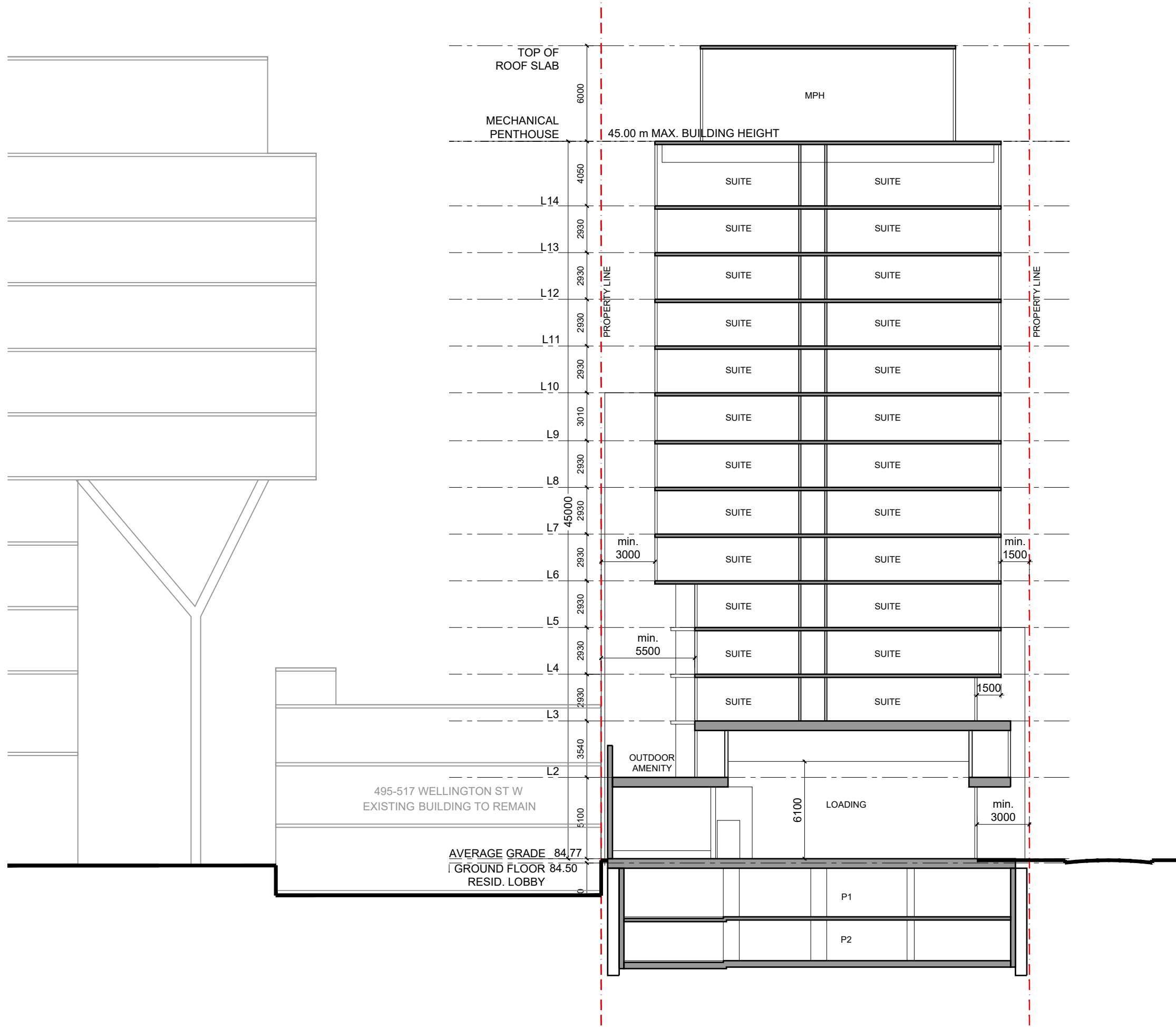
TORONTO, ONTARIO  
 client  
 LIFETIME DEVELOPMENTS

title  
 NORTH-SOUTH SECTION

project number  
 15-11  
 date  
 2018-11-05  
 scale  
 1:250  
 drawn by  
 sheet

WITHOUT  
 PREJUDICE

A4.01




1. Copyright of this drawing is reserved by the Architect. The drawing, and all associated documents are instruments of service by the Architect. The drawing, and the information contained therein, may not be reproduced in whole or in part without prior written permission of the Architect.
2. These Contract Documents are the property of the Architect. The Architect bears no responsibility for the interpretation of these documents by the Contractor. Upon written application the Architect will provide written/graphic clarification or supplementary information regarding the intent of the Contract Documents. The Architect will review Shop Drawings submitted by the Contractor for design conformance only.
3. Drawings are not to be scaled for construction. The Contractor is to verify all existing conditions and dimensions required to perform the work and report and discrepancies with the Contract Documents to the Architect before commencing any work.
4. Positions of exposed finishes for mechanical or electrical devised, fitting and fixtures are indicated on architectural drawings. The location shown on the architectural drawing govern over the mechanical and electrical drawings. Those items not clearly located will be located as directed by the Architect.
5. These drawings are not to be used for construction unless noted below as "Issued for Construction".
6. All work is to be carried out in conformance with the Code and Bylaws of the Authorities having jurisdiction.
7. The Architect of these plans and specifications gives no warranty or representation to any party about the constructability of the building(s) represented by them. All contractors or subcontractors must satisfy themselves when bidding and at all times ensure that they can properly construct the work represented by these plans.

No.	Issuance	Date

**WALLMANARCHITECTS**

30 Duncan Street, Suite 202  
 Toronto, Ontario M5V 2C3  
 T 416 340 1870  
 F 416 340 1871  
 info@wallmanarchitects.com

project north



project  
 485 WELLINGTON ST. W

TORONTO, ONTARIO  
 client  
 LIFETIME DEVELOPMENTS

title  
 NORTH-SOUTH SECTION

project number  
 15-11

date  
 2018-11-05

scale  
 1:250

drawn by  
 sheet

WITHOUT  
 PREJUDICE

A4.02