

HOUSEHOLD/DWELLINGS

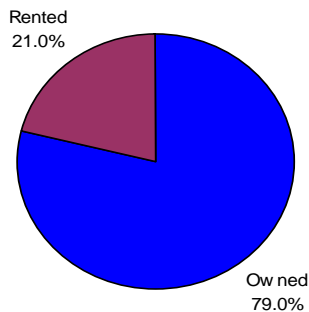
Occupied Private Dwellings by Structural Type

Ward 41			City of Toronto		
	No.	%		No.	%
Single-detached house	10,195	55.2	Single-detached house	300,925	31.9
Semi-detached house	1,915	10.4	Semi-detached house	91,015	9.7
Row house	2,060	11.1	Row house	52,315	5.6
Apartment, detached duplex	365	2.0	Apartment, detached duplex	23,795	2.5
Apt, building that has 5+ storeys	3,590	19.4	Apt, building that has 5+ storeys	354,995	37.6
Apt, building that has <5 storeys	270	1.5	Apt, building that has <5 storeys	116,915	12.4
Other single-attached house	75	0.4	Other single-attached house	3,040	0.3
Movable dwelling	0	0.0	Movable dwelling	75	0.0
Total number of dwellings	18,470	100.0	Total number of dwellings	943,075	100.0

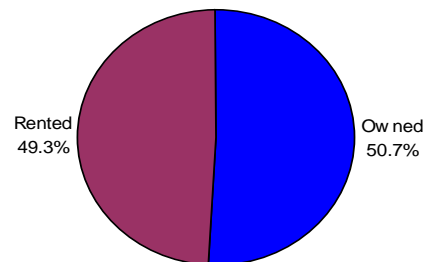
Occupied Private Dwellings by Tenure

Ward 41			City of Toronto		
	No.	%		No.	%
Owned	14,595	79.0	Owned	478,545	50.7
Rented	3,875	21.0	Rented	464,535	49.3
Total number of dwellings	18,470	100.0	Total number of dwellings	943,080	100.0

Occupied Private Dwellings by Tenure
Ward 41 - 2001



Occupied Private Dwellings by Tenure
City of Toronto - 2001



Occupied Private Dwellings by Period of Construction

Ward 41			City of Toronto		
	No.	%		No.	%
Before 1946	145	0.8	Before 1946	186,095	19.7
1946-1960	655	3.5	1946-1960	210,930	22.4
1961-1970	1,820	9.9	1961-1970	204,640	21.7
1971-1980	6,870	37.2	1971-1980	166,650	17.7
1981-1990	7,200	39.0	1981-1990	107,540	11.4
1991-1995	1,000	5.4	1991-1995	30,920	3.3
1996-2001	775	4.2	1996-2001	36,290	3.8
Total number of dwellings	18,465	100.0	Total number of dwellings	943,065	100.0

Source: Statistics Canada, 2001 Census

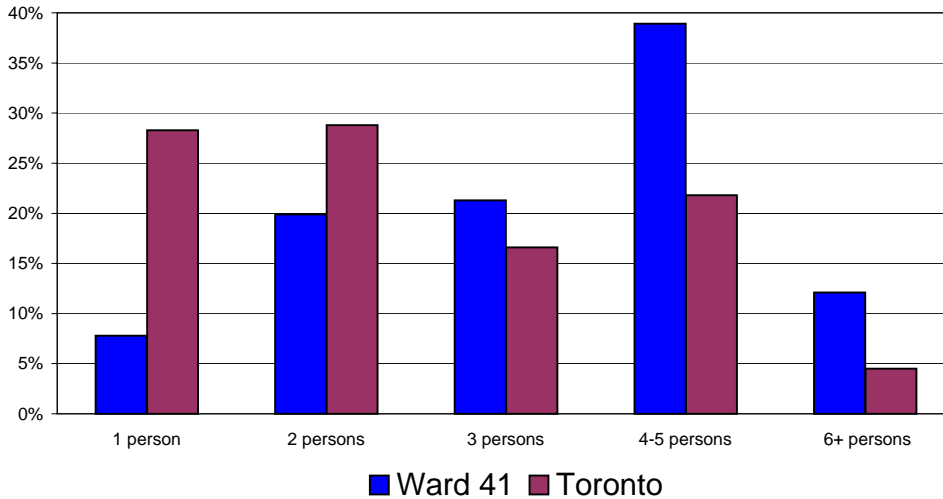
Private Households by Type

Ward 41			City of Toronto		
	No.	%		No.	%
One-family households	14,510	78.6	One-family households	592,335	63.0
Multiple-family households	2,070	11.2	Multiple-family households	34,140	4.0
Non-family households	1,890	10.2	Non-family households	316,605	33.0
Total number of households	18,470	100.0	Total number of households	943,080	100.0

Private Households by Size

Ward 41			City of Toronto		
	No.	%		No.	%
1 person	1,440	7.8	1 person	266,630	28.3
2 persons	3,680	19.9	2 persons	271,745	28.8
3 persons	3,930	21.3	3 persons	156,795	16.6
4-5 persons	7,190	38.9	4-5 persons	205,340	21.8
6 or more persons	2,225	12.1	6 or more persons	42,565	4.5
Total no. of private households	18,465	100.0	Total no. of private households	943,075	100.0
Average number of persons in households		3.6	Average number of persons in households		2.6

Private Households by Size - 2001



Source: Statistics Canada, 2001 Census

Produced by: Urban Development Services, City Planning, Policy and Research, September 2003

