

HOUSEHOLD/DWELLINGS

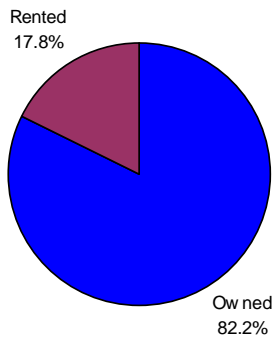
Occupied Private Dwellings by Structural Type

Ward 44			City of Toronto		
	No.	%		No.	%
Single-detached house	12,325	67.1	Single-detached house	300,925	31.9
Semi-detached house	940	5.1	Semi-detached house	91,015	9.7
Row house	1,555	8.5	Row house	52,315	5.6
Apartment, detached duplex	535	2.9	Apartment, detached duplex	23,795	2.5
Apt, building that has 5+ storeys	2,225	12.1	Apt, building that has 5+ storeys	354,995	37.6
Apt, building that has <5 storeys	735	4.0	Apt, building that has <5 storeys	116,915	12.4
Other single-attached house	30	0.2	Other single-attached house	3,040	0.3
Movable dwelling	10	0.1	Movable dwelling	75	0.0
Total number of dwellings	18,355	100.0	Total number of dwellings	943,075	100.0

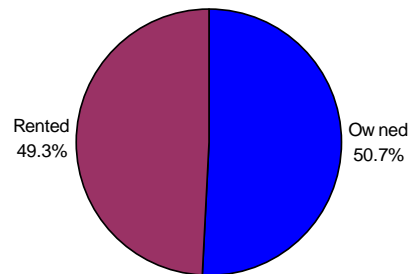
Occupied Private Dwellings by Tenure

Ward 44			City of Toronto		
	No.	%		No.	%
Owned	15,100	82.2	Owned	478,545	50.7
Rented	3,265	17.8	Rented	464,535	49.3
Total number of dwellings	18,365	100.0	Total number of dwellings	943,080	100.0

Occupied Private Dwellings by Tenure
Ward 44 - 2001



Occupied Private Dwellings by Tenure
City of Toronto - 2001



Occupied Private Dwellings by Period of Construction

Ward 44			City of Toronto		
	No.	%		No.	%
Before 1946	440	2.4	Before 1946	186,095	19.7
1946-1960	2,015	11.0	1946-1960	210,930	22.4
1961-1970	2,885	15.7	1961-1970	204,640	21.7
1971-1980	4,470	24.4	1971-1980	166,650	17.7
1981-1990	5,735	31.2	1981-1990	107,540	11.4
1991-1995	910	5.0	1991-1995	30,920	3.3
1996-2001	1,900	10.3	1996-2001	36,290	3.8
Total number of dwellings	18,355	100.0	Total number of dwellings	943,065	100.0

Source: Statistics Canada, 2001 Census

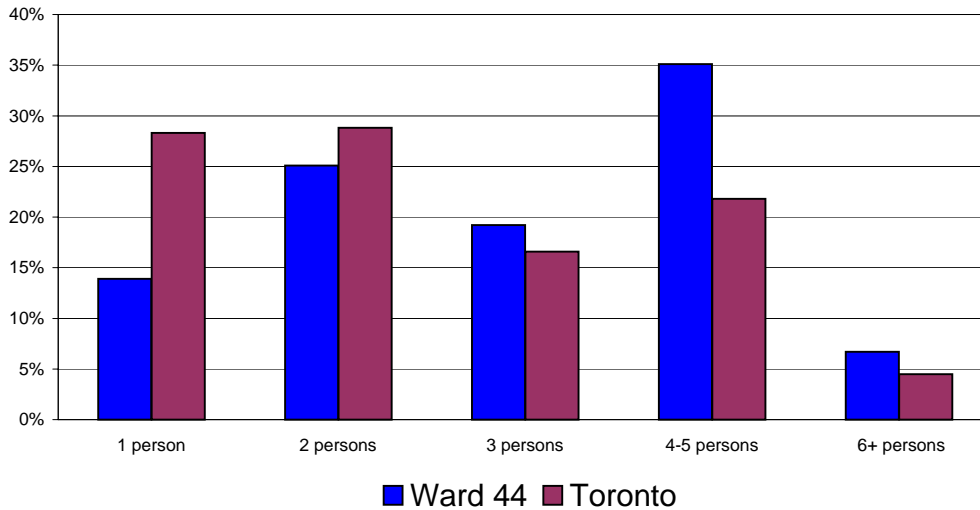
Private Households by Type

Ward 44			City of Toronto		
	No.	%		No.	%
One-family households	14,400	78.4	One-family households	592,335	63.0
Multiple-family households	1,000	5.5	Multiple-family households	34,140	4.0
Non-family households	2960	16.1	Non-family households	316,605	33.0
Total number of households	18,360	100.0	Total number of households	943,080	100.0

Private Households by Size

Ward 44			City of Toronto		
	No.	%		No.	%
1 person	2,555	13.9	1 person	266,630	28.3
2 persons	4,610	25.1	2 persons	271,745	28.8
3 persons	3,530	19.2	3 persons	156,795	16.6
4-5 persons	6,445	35.1	4-5 persons	205,340	21.8
6 or more persons	1,220	6.7	6 or more persons	42,565	4.5
Total no. of private households	18,360	100.0	Total no. of private households	943,075	100.0
Average number of persons in households		3.2	Average number of persons in households		2.6

Private Households by Size - 2001



Source: Statistics Canada, 2001 Census

Produced by: Urban Development Services, City Planning, Policy and Research, September 2003

