



City Budget
2013

Toronto and Region Conservation Authority (TRCA) Capital Budget Analyst Notes

The City of Toronto's budget is presented by program and service, in Analyst Note format. The City's Capital Budget funds major infrastructure.

2013 - 2022 Capital Program

2013 CAPITAL BUDGET ANALYST BRIEFING NOTES

BUDGET COMMITTEE NOVEMBER 29, 2012

TABLE OF CONTENTS

PART I: RECOMMENDATIONS	2
PART II: 2013 – 2022 CAPITAL PLAN	
10-Year Capital Plan Summary	3
10-Year Capital Plan Overview.....	5
10-Year Capital Plan Operating Impact Summary	12
PART III: 2013 RECOMMENDED CAPITAL BUDGET	
2013 Capital Budget by Project Category and Funding Source	13
2013 Recommended Cash Flow & Future Year Commitments	14
2013 Recommended Capital Project Highlights	14
PART IV: ISSUES FOR DISCUSSION	
2013 and Future Year Issues.....	16
Issues Referred to the 2013 Capital Budget Process.....	N/A
APPENDICES	
Appendix 1: 2012 Performance	20
Appendix 2: 10-Year Recommended Capital Plan Project Summary	22
Appendix 3: 2013 Recommended Capital Budget; 2014 to 2022 Capital Plan.....	23
Appendix 4: 2013 Recommended Cash Flow & Future Year Commitments	24
Appendix 5: 2013 Recommended Capital Projects with Financing Details	25
Appendix 6: 2013 Reserve / Reserve Fund Review.....	N/A

Contacts: Judy Skinner

Manager, Financial Planning

Tel: (416) 397-4219

Anna Chablinskaia

Senior Financial Planning Analyst

Tel: (416) 397-4532

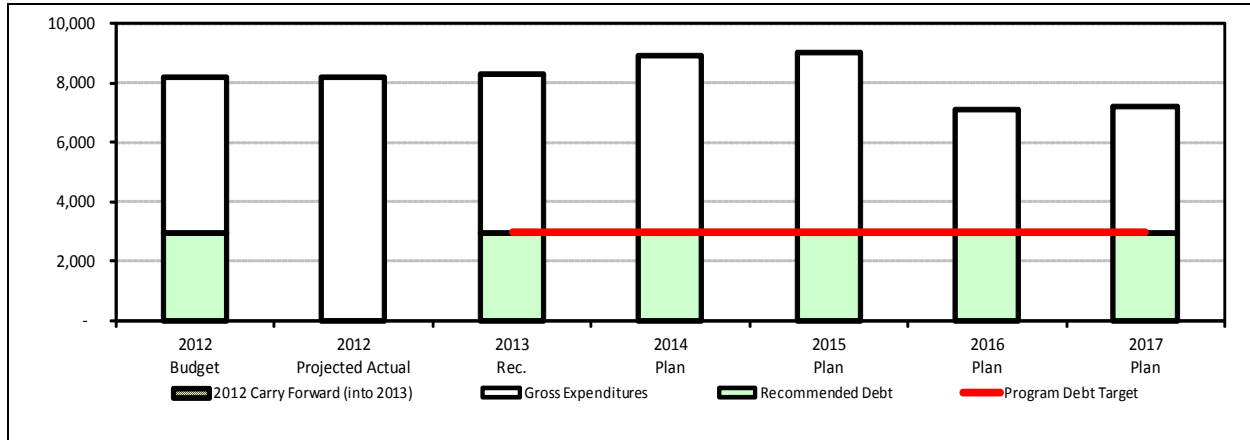
PART I: RECOMMENDATIONS

The City Manager and Acting Chief Financial Officer recommend that:

1. City Council approve the 2013 Recommended Capital Budget for Toronto and Region Conservation Authority with a total project cost and 2013 cash flow of \$8.330 million;
2. City Council approve new debt service costs of \$0.053 million in 2013 and incremental debt costs of \$0.361 million in 2014 resulting from the approval of the 2013 Recommended Capital Budget, to be included in the 2013 and future year operating budgets; and
3. City Council approve the 2014-2022 Recommended Capital Plan for Toronto and Region Conservation Authority totaling \$70.052 million in project estimates, comprised of \$8.925 million in 2014; \$9.021 million in 2015; \$7.122 million in 2016; \$7.225 million in 2017; \$7.330 million in 2018; \$7.438 million in 2019; \$7.549 million in 2020; \$7.663 million in 2021; and \$7.779 million in 2022.

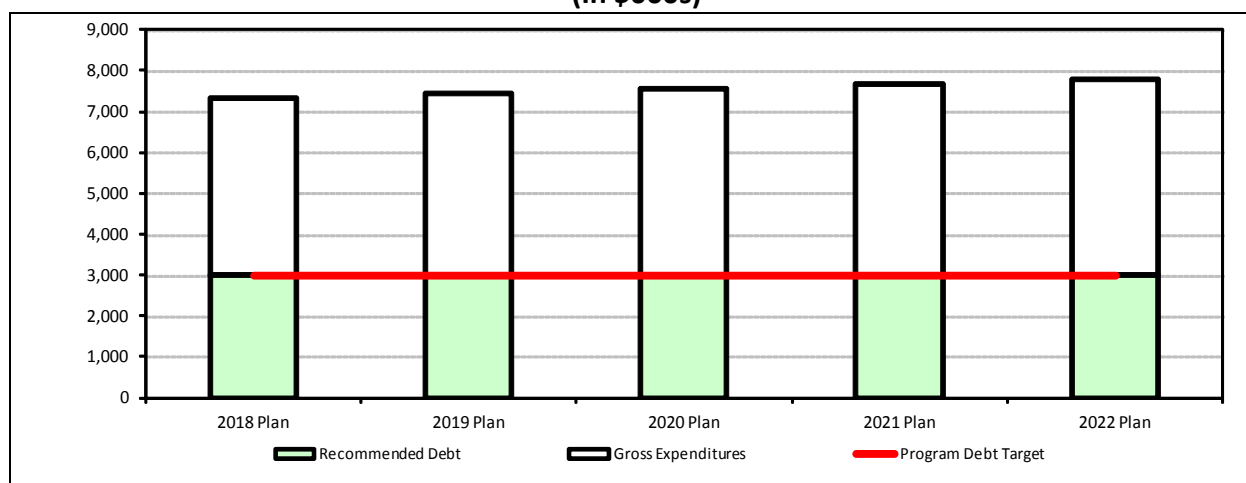
PART II: 2013 – 2022 CAPITAL PROGRAM

**10-Year Capital Plan
2013 Recommended Budget, 2014 - 2017 Recommended Plan
(In \$000s)**



	2012		2013 Rec. Budget and 2014-2017 Plan							5-Year Total Percent
	Budget	Projected Actual	2013	2014	2015	2016	2017	2013-2017		
Gross Expenditures:										
2012 Capital Budget & Approved FY Commitments	8,235	8,235								
Recommended Changes to Approved FY Commitments										
2013 New/Change in Scope and Future Year Commitments			8,330					8,330	20.5%	
2014- 2017 Capital Plan Estimates				8,925	9,021	7,122	7,225	32,293	79.5%	
2-Year Carry Forward for Reapproval										
1-Year Carry Forward to 2013										
Total Gross Annual Expenditures & Plan	8,235	8,235	8,330	8,925	9,021	7,122	7,225	40,623	100.0%	
Program Debt Target			3,000	3,000	3,000	3,000	3,000	15,000		
Financing:										
Recommended Debt	3,000		3,000	3,000	3,000	3,000	3,000	15,000	36.9%	
Reserves/Reserve Funds										
Development Charges										
Provincial/Federal										
Debt Recoverable										
Other Revenue	5,235		5,330	5,925	6,021	4,122	4,225	25,623	63.1%	
Total Financing	8,235		8,330	8,925	9,021	7,122	7,225	40,623	100.0%	
By Project Category:										
Health & Safety										
Legislated										
SOGR	7,917		8,010	8,605	8,701	6,802	6,905	39,023	96.1%	
Service Improvement	318		320	320	320	320	320	1,600	3.9%	
Growth Related										
Total by Project Category	8,235		8,330	8,925	9,021	7,122	7,225	40,623	100.0%	
Asset Value (\$) at year-end	420,578		422,724	424,828	427,135	429,637	432,242			
Yearly SOGR Backlog Estimate (not addressed by current plan)			(2,146)	(2,104)	(2,307)	(2,502)	(2,605)			
Accumulated Backlog Estimate (end of year)	188,974		186,828	184,724	182,417	179,915	177,310			
Backlog: Percentage of Asset Value (%)	44.9%		44.2%	43.5%	42.7%	41.9%	41.0%			
Debt Service Costs			53	361	361	361	361	1,495		
Operating Impact on Program Costs										
New Positions										

**10-Year Capital Plan
2018-2022 Recommended Plan
(In \$000s)**

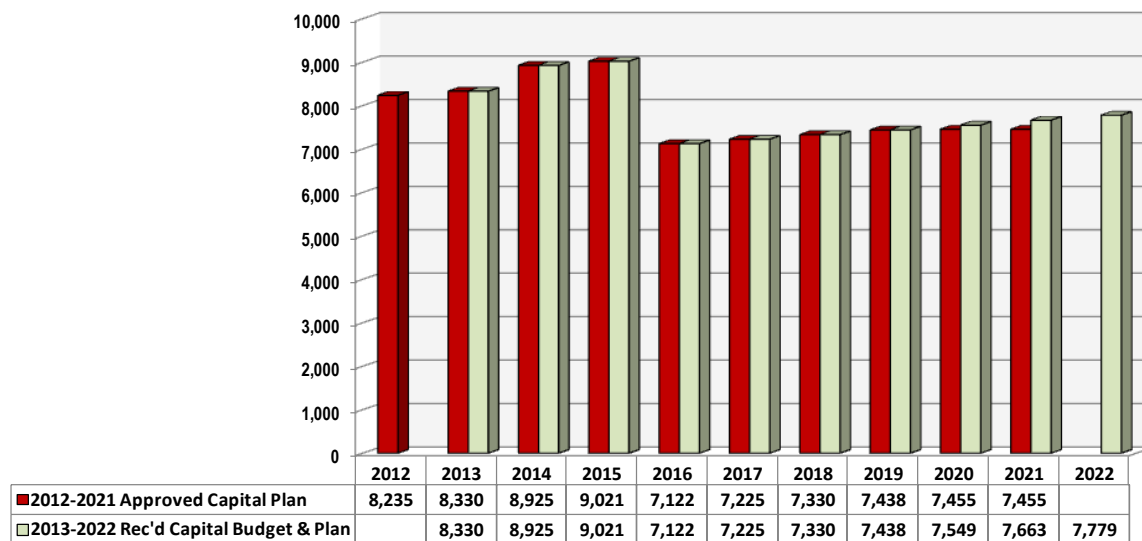


	2018-2022 Capital Plan						10-Year Total Percent
	2018	2019	2020	2021	2022	2013-2022	
Gross Expenditures:							
2012 Capital Budget & Approved FY Commitments							
Recommended Changes to Approved FY Commitments							
2013 New/Change in Scope and Future Year Commitments						8,330	10.6%
2018 - 2022 Capital Plan Estimates	7,330	7,438	7,549	7,663	7,779	70,052	89.4%
Total Gross Annual Expenditures & Plan	7,330	7,438	7,549	7,663	7,779	78,382	100.0%
Program Debt Target	3,000	3,000	3,000	3,000	3,000	30,000	
Financing:							
Recommended Debt	3,000	3,000	3,000	3,000	3,000	30,000	38.3%
Reserves/Reserve Funds							
Development Charges							
Provincial/Federal							
Debt Recoverable							
Other Revenue	4,330	4,438	4,549	4,663	4,779	48,382	61.7%
Total Financing	7,330	7,438	7,549	7,663	7,779	78,382	100.0%
By Project Category:							
Health & Safety							
Legislated							
SOGR	7,330	7,438	7,549	7,663	7,779	76,782	98.0%
Service Improvement						1,600	2.0%
Growth Related							
Total by Project Category	7,330	7,438	7,549	7,663	7,779	78,382	100.0%
Asset Value(\$) at year-end	434,951	437,677	440,513	443,355	446,311		
Yearly SOGR Backlog Estimate (not addressed by current plan)	(2,709)	(2,726)	(2,836)	(2,842)	(2,956)		
Accumulated Backlog Estimate (end of year)	174,601	171,875	169,039	166,197	163,241		
Backlog: Percentage of Asset Value (%)	40.1%	39.3%	38.4%	37.5%	36.6%		
Debt Service Costs	361	361	361	361	361	3,299	
Operating Impact on Program Costs							
New Positions							

10-Year Capital Plan Overview

- The capital projects included in the 10-Year Recommended Capital Plan support the achievement of strategic objectives of TRCA's vision for a Living City which encompasses flood protection, erosion control, waterfront regeneration, acquisition of environmentally significant properties and the Remedial Action Plan for which environmental rehabilitation is the main objective.
- Toronto and Region Conservation Authority has a carrying value of net assets estimated at \$420.578 million which is comprised of land, land improvements, buildings, infrastructure and capital work-in-progress in its overall watershed areas.
- TRCA's 10-Year Recommended Capital Plan mainly focuses on the maintenance and monitoring of a growing backlog of state of good repair projects to alleviate potential safety issues caused by valley and waterfront erosion and damage from high intensity and localized storms. Approximately \$76.782 million or 98% of funding included in the 10-Year Recommended Capital Plan is allocated to State of Good Repair (SOGR) projects.
- TRCA's 10-Year Recommended Capital Plan also includes Service Improvement projects amounting to \$1.600 million or 2% of all the projects included in the 10-Year Recommended Capital Plan. These service improvement projects are for Tommy Thompson Park management and Scarborough Shoreline access.
- The 2013-2022 Recommended Capital Plan totals \$78.382 million of which \$30.000 million or 38% is funded by debt and \$48.382 million or 62% is funded from Toronto Water contributions. The 10-Year Recommended Capital Plan has met the debt and Toronto Water contribution affordability targets for each year of the ten years.
- TRCA's SOGR backlog, as a percentage of the carrying value of net assets estimated at \$420.578 million, is 44.9% by year-end in 2012, and will decrease to 36.6% by 2022.
 - TRCA has over 400 valley and waterfront erosion control structures in the City of Toronto that require repair and monitoring resulting in an extensive backlog of SOGR projects.
 - TRCA's State of Good Repair projects of \$76.782 million will address \$25.733 million or 13.6% of the SOGR backlog thus reducing it from \$188.974 million in 2012 to \$163.241 million in 2022.
- In accordance with established practice, TRCA will absorb any operating costs arising from the completion of the projects included in its 10-Year Recommended Capital Plan, except in cases where TRCA transfers completed projects to the City to manage them on an ongoing basis. Currently, the 2013 Recommended Operating Budget for Parks, Forestry and Recreation Division includes new funding of approximately \$0.121 million to cover operating costs for Mimico Linear Park.

Key Changes to the 2012 - 2021 Approved Capital Plan

Changes to the 2012 -2021 Approved Capital Plan
(In \$000s)

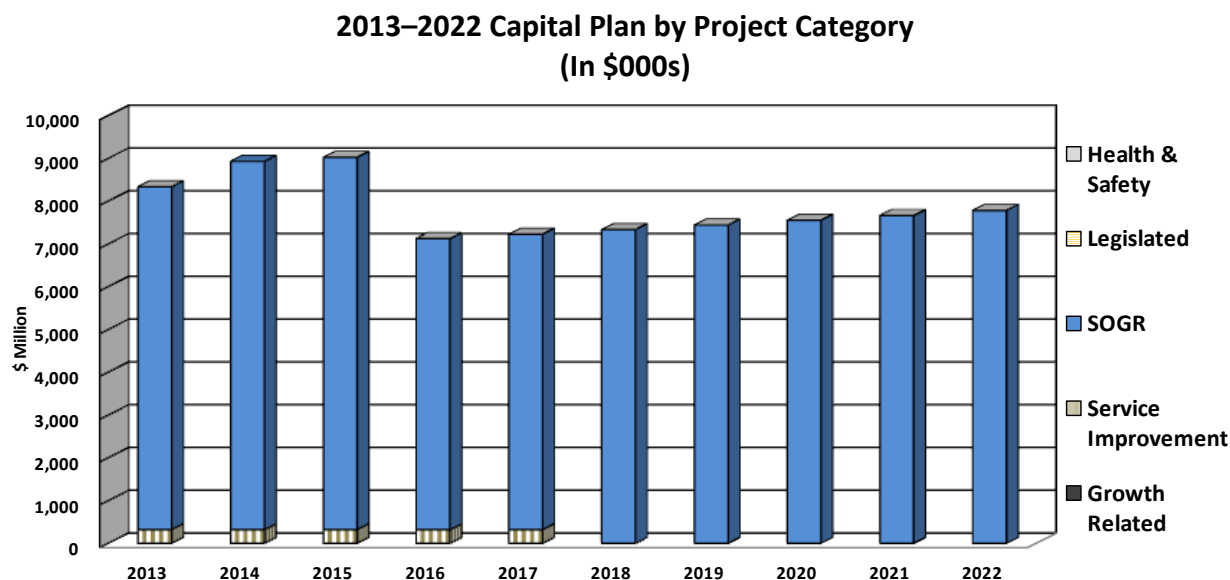
The 2013 Recommended Capital Budget and the 2014 - 2022 Recommended Capital Plan reflects an increase of \$0.302 million from the 2012 to 2021 Approved Capital Plan.

- The change to the 2012-2021 Approved Capital Plan is due the additional funding of \$0.094 million in 2020 and \$0.208 million in 2021 allocated to the Toronto Remedial Action Plan capital project to account for inflationary increases and increased service requirements.
- This additional funding is covered by a corresponding increase in the Toronto Water contribution to account for inflationary adjustments.
- The following chart details the key project cash flow changes to the 2012 – 2021 Approved Capital Plan:

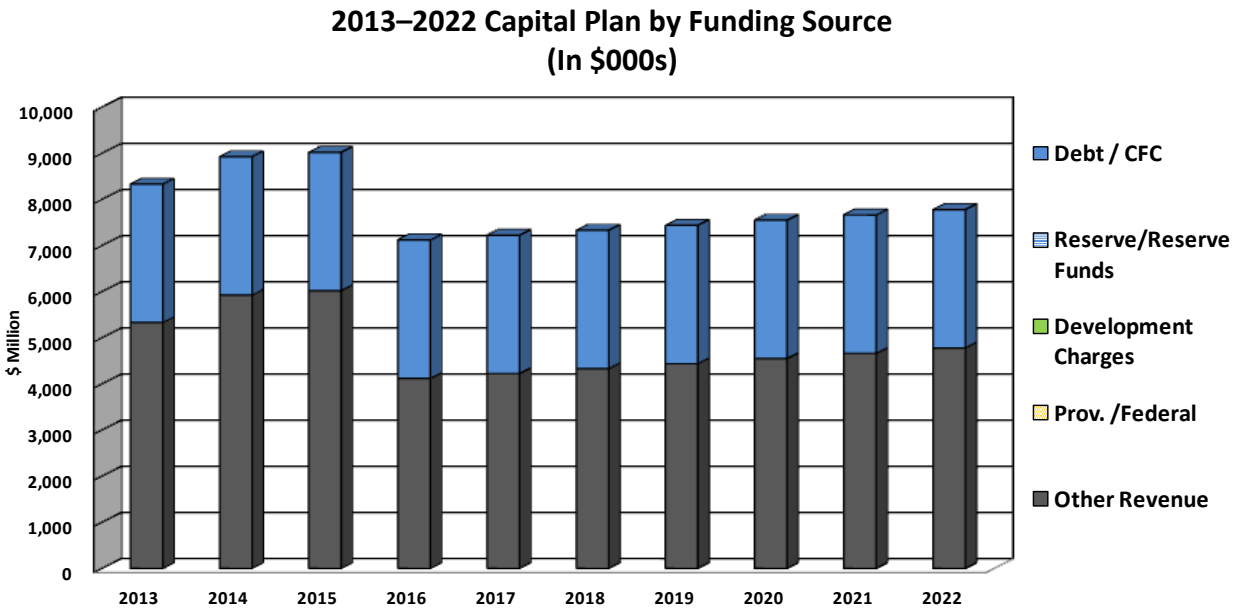
Summary of Project Changes
(In \$000s)

Key Projects	Total Project Cost	2013	2014	2015	2016	2017	2018	2019	2020	2021	2013 - 2021	Revised Total Project Cost
<i>Previously Approved</i>												
Total Previously Approved	-	-	-	-	-	-	-	-	-	-	-	-
<i>New</i>												
Toronto Remedial Action Plan	28,366								94	208	302	28,668
Total New	28,366	-	-	-	-	-	-	-	94	208	302	28,668
Total Changes	28,366	-	-	-	-	-	-	-	94	208	302	28,668

2013 - 2022 Recommended Capital Plan



- State of Good Repair projects make up the largest category of projects in the TRCA's 10-Year Recommended Capital Plan with funding totaling \$76.782 million or 98% of the total planned cash flow of \$78.382 million.
 - The SOGR funding is higher in the first three years, totaling \$8.010 million in 2013, \$8.605 million in 2014 and \$8.701 million in 2015 due to supplementary funding provided by Toronto Water to undertake critical erosion work required at Meadowcliffe and the Guild Inn sites. In 2016, the SOGR funding declines to \$6.802 million since additional funding allocated for critical erosion control projects will no longer be available.
 - Over the second five year period, SOGR funding increases by \$0.449 million or 6.1% from \$7.330 million in 2018 to \$7.779 million in 2022 to continue addressing aging waterfront erosion control structures.
 - State of Good Repair projects provide funding for major maintenance of existing waterfront erosion control structures, environmental rehabilitation, watershed monitoring and management, as well as facilities retrofits.
- Service Improvement projects account for \$1.600 million or 2% of all capital projects in the 10-Year Recommended Capital Plan and will be completed in 2017.
 - Funding for these projects is stable over the first five year period of the 10-Year Recommended Capital Plan, averaging \$0.320 million annually. This funding is required for waterfront development projects such as the Tommy Thompson Park and Scarborough Shoreline access projects.



The 10-Year Recommended Capital Plan of \$78.382 million will be financed by \$30.000 million of debt and \$48.382 million in Toronto Water contributions which appear as "Other Revenue".

- Debt accounts for \$15.000 million or 36.9% of the financing for the 2013 Budget and 2014 – 2017 Capital Plan and amounts to \$30.000 million or 38.3% of the 10-Year Recommended Capital Plan.
- Toronto Water contribution amounts to \$25.623 million or 63.1% of required funding in the first five years and \$48.382 million or 61.7% over 10 years.
 - The 2013-2022 Toronto Water contribution is comprised of:
 - o \$3.830 million for 2012 that escalates by 2.5% annually to partially fund TRCA projects related to water quality and quantity; and
 - o Supplementary funding of \$1.500 million in 2013 and \$2.000 million in each of 2014 and 2015 for key projects that will address critical erosion control issues. This funding is transferred from the source water protection land acquisition project to fund critical erosion control projects.

Major Capital Initiatives by Category

Summary of Major Capital Initiatives by Category
(In \$000s)

	Total Project Cost	2013 Rec. Budget	2014 Plan	2015 Plan	2016 Plan	2017 Plan	2018 Plan	2019 Plan	2020 Plan	2021 Plan	2022 Plan	2013-2022 Total
Health & Safety												
Sub-Total Legislated												
Sub-Total State of Good Repair (SOGR)												
Greenspace Land Acquisition	999	99	100	100	100	100	100	100	100	100	100	999
Public Use Infrastructure	1,980	198	198	198	198	198	198	198	198	198	198	1,980
Waterfront & Valley Erosion Control	15,930	1,530	1,600	1,600	1,600	1,600	1,600	1,600	1,600	1,600	1,600	15,930
Black Creek Pioneer Village Retrofit	3,500	350	350	350	350	350	350	350	350	350	350	3,500
Toronto Remedial Action Plan	28,668	2,321	2,380	2,626	2,727	2,830	2,935	3,043	3,154	3,268	3,384	28,668
Major Facilities Retrofit	4,600	460	460	460	460	460	460	460	460	460	460	4,600
Waterfront Development	12,965	1,288	1,253	1,103	1,103	1,103	1,423	1,423	1,423	1,423	1,423	12,965
TRCA Information Technology	2,640	264	264	264	264	264	264	264	264	264	264	2,640
Critical Erosion Control & Floodworks	5,500	1,500	2,000	2,000								5,500
Sub-Total	76,782	8,010	8,605	8,701	6,802	6,905	7,330	7,438	7,549	7,663	7,779	76,782
Service Improvements												
Waterfront Development												
Tommy Thompson Park Mgmt	1,200	240	240	240	240	240						1,200
Scarborough Shoreline Access	400	80	80	80	80	80						400
Sub-Total	1,600	320	320	320	320	320						1,600
Growth Related												
Sub-Total												
Total	78,382	8,330	8,925	9,021	7,122	7,225	7,330	7,438	7,549	7,663	7,779	78,382

The main focus of TRCA's 10-Year Recommended Capital Plan is to undertake on-going State of Good Repair projects for erosion control needs and waterfront development.

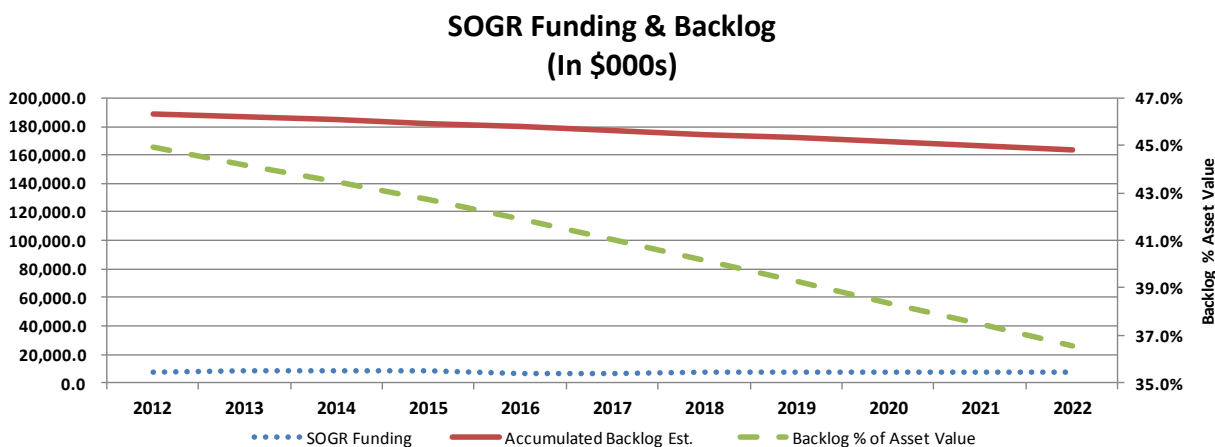
State of Good Repair (SOGR) Projects

- The 10-Year Recommended Capital Plan provides funding of \$76.782 million for the major maintenance of existing waterfront erosion control structures to address safety concerns in flood prone areas and where land loss is occurring along river valleys and shorelines; environmental rehabilitation through the Toronto Remedial Action Plan and the Don, Rouge, Highland, Etobicoke-Mimico, Humber watersheds, as well as along the waterfront; development at the Waterfront; and infrastructure improvements and enhancements.
- Major SOGR projects include Waterfront and Valley Erosion Control (\$15.930 million), Toronto Remedial Action Plan (\$28.668 million), Waterfront Development (\$12.965 million) and Critical Erosion Control and Floodwork (\$5.500 million).

Service Improvement Projects

- Service Improvement projects total \$1.600 million and are allocated to the waterfront parkland development at Tommy Thompson Park and Scarborough Shoreline Access.

State of Good Repair (SOGR) Backlog



The 10-Year Recommended Capital Plan dedicates \$39.023 million to SOGR spending in the first five years of the 10-Year Recommended Capital Plan period and \$37.759 million over the last five years which, on average, is \$7.678 million annually.

- TRCA's infrastructure consists of land, land improvements, buildings, infrastructure and capital work-in-progress in its overall watershed areas.
- TRCA will have a backlog of state of good repair work estimated at \$188.974 million by year-end 2012, representing 44.9% of carrying value of net assets estimated at \$420.578 million. The backlog figure includes maintenance of natural environment through activities such as erosion control and source water protection; as well as the restoration of facilities such as the Black Creek Pioneer Village, Kortright/Living City Centre and TRCA's Head office building.
- The 2013-2022 Recommended Capital Plan will reduce the State of Good Repair Backlog, on average, by \$7.678 million per year and as a result, the current SOGR Backlog of \$188.974 million will decline to \$177.310 million by the end of 2017, with a further decline over the second five years of the 10-year planning horizon to \$163.241 million or 36.6% of the asset replacement value.
- TRCA faces many of the same pressures as City Divisions and other Agencies in dealing with aging infrastructure, the failure of which may create threats to the safety of people and property. With over 400 valley and waterfront erosion control structures in the City of Toronto that must be monitored and repaired on a regular basis, TRCA has continually reallocated available funds from other critical erosion projects for maintenance and monitoring requirements, delaying the implementation of other priority projects.
- In recent years, issues related to erosion and damage from high intensity, localized storms have increased. This has added to outstanding state of good repair work and potential safety issues.
- The addition of supplementary Toronto Water contributions from 2011 to 2015 specifically for erosion control works has begun to address these issues. However, TRCA has identified a number of projects with a further requirement of \$5.000 million beginning in 2013 to

address critical infrastructure protection issues, beginning with the protection of Gibraltar Point on the Toronto Islands. These projects are not included in the 10-Year Recommended Capital Plan and are discussed in greater detail in the Issues Section, Part IV of these notes.

SOGR Backlog by Asset Category (In \$000s)

Total	2012	2013	2014	2015	2016	2017	2018	2019	2020	2021	2022
Accumulated Backlog Est. (yr end)	188,974	186,828	184,724	182,417	179,915	177,310	174,601	171,875	169,039	166,197	163,241
Backlog %Asset Value	44.9%	44.2%	43.5%	42.7%	41.9%	41.0%	40.1%	39.3%	38.4%	37.5%	36.6%
Asset Value	420,578	422,724	424,828	427,135	429,637	432,242	434,951	437,677	440,513	443,355	446,311

Asset Category 1: Watershed	2012	2013	2014	2015	2016	2017	2018	2019	2020	2021	2022
State of Good Repair Funding	7,667	7,735	8,355	8,451	6,552	6,655	7,080	7,188	7,299	7,413	7,529
Accumulated Backlog Est. (yr end)	158,530	156,659	154,805	152,748	150,496	148,141	145,682	143,206	140,620	138,028	135,322
Backlog %Asset Value	42.3%	41.6%	40.9%	40.1%	39.3%	38.5%	37.6%	36.7%	35.8%	34.9%	34.0%
Asset Value	374,863	376,734	378,588	380,645	382,897	385,252	387,711	390,187	392,773	395,365	398,071

Asset Category 2: Infrastructure	2012	2013	2014	2015	2016	2017	2018	2019	2020	2021	2022
State of Good Repair Funding	250	275	250	250	250	250	250	250	250	250	250
Accumulated Backlog Est. (yr end)	30,444	30,169	29,919	29,669	29,419	29,169	28,919	28,669	28,419	28,169	27,919
Backlog %Asset Value	66.6%	65.6%	64.7%	63.8%	62.9%	62.1%	61.2%	60.4%	59.5%	58.7%	57.9%
Asset Value	45,715	45,990	46,240	46,490	46,740	46,990	47,240	47,490	47,740	47,990	48,240

- By year-end 2012, the accumulated state of good repair backlog for watershed assets will be \$0.159 million or 42.3% of their replacement value; and infrastructure related accumulated state of good repair backlog will be valued at \$0.030 million or 66.6% of their replacement value.
- While both categories of assets have historically received funding for state of good repair projects, the accumulated backlog of projects for the watershed has been addressed at a higher rate, resulting in a proportionally lower backlog representing 42.3% of its replacement value at the end of 2012, compared to 66.6% for infrastructure.
- TRCA is projecting a significant investment in watershed maintenance over the next 10 years. Approximately \$7 million annually will be dedicated to watershed area needs for a total of \$74.257 million (\$37.748 million over the first five years), reducing the state of good repair backlog for this category of assets to \$135.332 million by year 2022.
- The state of good repair for infrastructure will be addressed by annual funding of \$0.250 million. Over the 10 year period, approximately \$2.525 million (\$1.275 million during the first 5 year period) in funding will be invested in accumulated backlog of infrastructure projects. By the end of 2022, accumulated state of good repair backlog for this category of assets is estimated to be at \$0.028 million or 57.9% of their replacement value.
- To address the higher accumulated state of good repair backlog for watershed areas, the 10-Year Recommended Capital Plan allocates a slightly larger portion of funding to this category of assets during the first five years (\$37.7 million) compared to the second five year period (\$36.5 million).

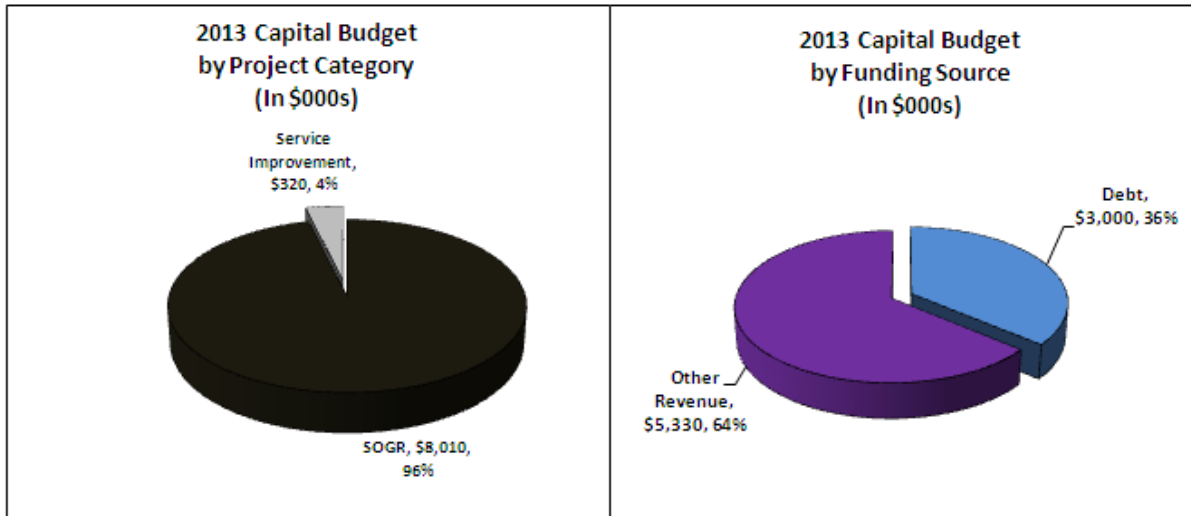
10-Year Capital Plan Impact on the Operating Budget

TRCA typically absorbs the operating impact of its completed capital projects, except in cases where it transfers an asset arising from a completed project to the City to manage it on an ongoing basis. For example, upon completion of TRCA's capital work on ravine parkland, TRCA transfers over the operation of the park to the City's Parks, Forestry and Recreation Division under the existing agreement between TRCA and the City. This increased operational responsibility impacts the Operating Budget of Parks, Forestry and Recreation.

TRCA staff is working closely with Parks, Forestry and Recreation staff to ensure that future-year budget submissions identify such operating impacts. Currently, the Parks, Forestry and Recreation's 2013 Recommended Operating Budget includes new funding of approximately \$0.121 million to cover operating costs for the completed Mimico Linear Park.

PART III - 2013 RECOMMENDED CAPITAL BUDGET

2013 Capital Budget by Project Category and Funding Source



The 2013 Recommended Capital Budget requires 2013 cash flow funding of \$8.330 million.

- State of Good Repair projects account for \$8.010 million or 96% of the 2013 Recommended Capital Budget's funding allocation. The 2013 Recommended Capital Budget has sufficient funding to address 100% of the currently identified SOGR project needs, as well as eliminate \$2.146 million of the accumulated SOGR backlog.
- Service Improvement projects total \$0.320 million and represent 4% of the 2013 Recommended Capital Budget's allocation and include such projects as Tommy Thompson Park and Scarborough Shoreline Access.
- The 2013 Recommended Capital Budget for TRCA is partially funded from debt, which accounts for 36% or \$3.000 million of recommended financing. The recommended debt funding meets the debt affordability guideline of \$3.000 million set for TRCA in 2013.
- Other Revenues will fund \$5.330 million or 64% of the 2013 Recommended Capital Budget expenditures. Other revenues are comprised of \$3.830 million in Toronto Water contribution to partially fund TRCA projects related to water quality and quantity and supplementary Toronto Water funding of \$1.500 million for projects that will address critical erosion control issues.

2013 Recommended Cash Flow & Future Year Commitments (In \$000s)

	2011 & Prior Year Carry Forward	2012 Previously Approved Cash Flow Commitments	2013 New Cash Flow Rec'd	2013 Total Cash Flow Rec'd	2012 Carry Forwards	Total 2013 Cash Flow (Incl 2012 C/Fwd)	2014	2015	2016	2017	2018	2019	2020	2021	2022	Total Cost
Expenditures																
Previously Approved Change in Scope																
New			8,330	8,330		8,330										8,330
New w/Future Year																
Total Expenditure			8,330	8,330		8,330										8,330
Financing																
Debt			3,000	3,000		3,000										3,000
Other			5,330	5,330		5,330										5,330
Reserves/Res Funds																
Development Charges																
Provincial/Federal																
Total Financing			8,330	8,330		8,330										8,330

The 2013 Recommended Capital Budget is \$8.330 million for new projects, funded by City debt of \$3.000 million and contributions from Toronto Water of \$5.330 million.

- The 2013 Recommended Capital Budget does not include any carry forward funding.
- There are no future year commitments arising from the approval of the 2013 Recommended Capital Budget as there are no multi-year projects.

2013 Recommended Capital Project Highlights

2013 Recommended Capital Project Highlights (In \$000s)

Project	Total Project Cost	2013	2014	2015	2016	2017	2013 - 2017	2018	2019	2020	2021	2022	2013 - 2022 Total
Greenspace Land Acquisition	99	99					99						99
Public Use Infrastructure	198	198					198						198
Waterfront & Valley Erosion Control	1,530	1,530					1,530						1,530
Black Creek Pioneer Village Retrofit	350	350					350						350
Toronto Remedial Action Plan	2,321	2,321					2,321						2,321
Major Facilities Retrofit	460	460					460						460
Waterfront Development	1,608	1,608					1,608						1,608
TRCA Information Technology	264	264					264						264
Critical Erosion Control & Floodworks	1,500	1,500					1,500						1,500
Total (including carry forward funding)	8,330	8,330					8,330						8,330

The 2013 Recommended Capital Budget provides funding of \$8.330 million to continue the following projects:

- *Greenspace Land Acquisition*: The 2013 Recommended Capital Budget includes \$0.099 million to support the acquisition of small, environmentally significant land parcels within the watersheds of the City. This project funds a modest amount of survey, appraisal, and

staff work on lands acquired through the development process, as well as routine easements and rights of way.

- *Public Use Infrastructure:* \$0.198 million is allocated to this project to improve facilities used by the public in order to increase revenue generation, safety, and energy conservation.
- *Waterfront and Valley Erosion Control:* The 2013 Recommended Capital Budget allocates \$1.530 million for valley and shoreline erosion protection initiatives at a number of sites within Toronto, including Lake Ontario shorelines, which pose risk to residential dwellings, commercial and industrial buildings, public greenspace and infrastructure.
- *Black Creek Pioneer Village Retrofit:* The 2013 Recommended Capital Budget provides funding of \$0.350 million to address the backlog of restoration and major maintenance needs as well as public safety issues in the historical buildings at the village, in particular to:
 - Address issues of aging infrastructure, accessibility and retrofit of heritage buildings to achieve state of good repair and site safety at the Black Creek Pioneer Village;
 - Begin improvements to the Gallery and renovations of the Canada West Room and gift shop at the Visitors Centre; and
 - Repair the mill wheel, repair the north property building, as well as carry out upgrades to the maintenance shop at the Village.
- *Toronto Remedial Action Plan:* This project provides funding for monitoring and re-naturalization of watercourses, water quality and habitat improvements at sites in the Don, Rouge, Highland, Etobicoke, Mimico and Humber watersheds, as well as covers items such as channel maintenance, flood control works and watershed plans. The 2013 Recommended Capital Budget allocates \$2.321 million to this project.
- *Major Facilities Retrofit:* This project will retrofit various administrative offices to provide improved energy efficiency and healthier working conditions. The 2013 Recommended Capital Budget allocates \$0.460 million to complete repairs at Boyd and Head office, continue with the asbestos abatement program and retrofit at the Swan Lake property.
- *Waterfront Development:* Funding in the amount of \$1.608 million is provided for site preparation and monitoring at various waterfront sites including Tommy Thompson Park, as well as dredging of the Keating Channel and Ashbridges Bay.
- *TRCA Information Technology:* \$0.264 million is included in the 2013 Recommended Operating Budget to upgrade/replace TRCA's servers and network devices and operating systems to ensure adequate capacity and integration of databases and other tools to enhance service delivery.
- *Critical Erosion Control Needs:* The 2013 Recommended Operating Budget provides \$1.500 million for the Meadowcliffe Drive Erosion Control project that is designed to address erosion and slope instability along 600 meters of the bluffs directly below Meadowcliffe Drive. In 2013, TRCA will complete the remaining shoreline work on the east side of Bellamy following removal of temporary bridging and implement fish habitat compensation measures.

PART IV: ISSUES FOR DISCUSSION

2013 Issues

Toronto Water Contribution

- Toronto Water provides funding to TRCA's Capital Budget to partially fund TRCA projects that sustain, improve and protect water quality and quantity and for TRCA to acquire source water protection lands.
- In 2011, \$5.000 million was transferred from the source water protection land acquisition to critical erosion control and flood-work projects to accelerate erosion control work in order to minimize the critical hazard and safety issues at Meadowcliffe Drive and Troutbrook Drive locations. There was also a commitment to provide additional \$2.000 million annually for the next 4 years which was included in the 2011-2020 Approved Capital Plan.
- Based on the affordability targets, Toronto Water has reduced its funding of \$2.000 million to TRCA for critical erosion control needs to \$1.500 million for 2012 and 2013.
- Toronto Water and TRCA will continue to review the transfer of funds from the source water protection land acquisition project to TRCA for erosion control and flood-work needs in each year.

Unfunded Priority Projects

- The established debt target and Toronto Water contributions for TRCA's capital program enable it to maintain most projects and infrastructure in the short term.
 - Toronto Water is funding critical erosion sites across the City with funding directed to projects for work undertaken by the TRCA. Projects include bluff erosion protection at Meadowcliffe Drive, Guildwood Parkway and Fishleigh Drive, Mud Creek erosion protection, repairs to the Black Creek channel and the Guild Inn Shoreline regeneration project.
- TRCA continues to experience increased requirements resulting from the growing backlog of State of Good Repair issues and long term capital needs. In addition, construction costs have increased which have inflated capital projects beyond the projected funding for equivalent work.
- TRCA has identified additional critical erosion and flood protection projects across the City to protect against on-going land erosion and flagged additional funding requirements to Toronto Water. The following priority projects are not included in the 2013 Recommended Capital Budget or the 10-Year Recommended Capital Plan due to funding limitations, but are becoming increasingly critical.
 - *Gibraltar Point:*

TRCA is proposing to carry out remedial erosion control works to provide long term protection for the Gibraltar Point Sector of the Toronto Islands, located between the

Western Gap and Centre Island in the City of Toronto and to develop a long term, sustainable solution to halt further erosion which will protect existing infrastructure and public safety, and both preserve and enhance existing aquatic and terrestrial habitat. The total project cost is estimated at \$13.400 million over a 3 year period. TRCA communicated a need for this project to Toronto Water, however, due to funding limitations Toronto Water will not be providing additional contribution for this project. As a result, Gibraltar Point project has been excluded from the 2013 Recommended Capital Budget and 10-Year Capital Plan for both Toronto Water and TRCA.

➤ *Guild Inn Erosion Control:*

The protection work at the Guild Inn has been interrupted due to limited resources. Additional funding of \$7.100 million over a seven year period is required to resume construction of a 1.1km headland/beach system along the shoreline of the Scarborough Bluffs below the Guild Inn from Livingston Road to Galloway Road to provide long-term protection against toe erosion by wave action. TRCA communicated a need for this project to Toronto Water, however, due to funding limitations Toronto Water will not be providing additional contribution for this project. As a result, Guild Inn project has been excluded from the 2013 Recommended Capital Budget and 10-Year Capital Plan for both Toronto Water and TRCA.

Project	2013	2014	2015	2016	2017	2018	2019	2020	2021	2022	2013 - 2022 Total
Gibraltar Point	4,800,000	4,300,000	4,300,000								13,400,000
Guild Inn Erosion Control	200,000	200,000	200,000	1,500,000	1,500,000	1,500,000	2,000,000				7,100,000
Total	5,000,000	4,500,000	4,500,000	1,500,000	1,500,000	1,500,000	2,000,000				20,500,000

- Toronto Water will be reporting back to the Executive Committee, prior to the 2014 Capital Budget process, on a new financing strategy to support Toronto Water's long term Capital Plan which will address these critical needs.
- Meanwhile, TRCA will continue to work on strategies to ensure funding capacity by adjustments to/ or re-prioritization of initiatives and/or reductions in current project costs to address existing unfunded capital priorities.

Future Year Issues

Future Year Unfunded Priority Projects

- TRCA has also identified a number of projects that are not included in the 10-Year Recommended Capital Plan but will need to be reviewed and addressed in the future. These projects are:
 - *Lower Humber Weirs:*

Six weirs located on the Humber River between Dundas and Bloor Street are currently in a deteriorating condition. Additional funding of \$5.600 million is required over three years, starting in 2016, to implement the preferred solution determined by the 2012 study.

➤ *Waterfront Major Maintenance:*

In addition to TRCA's ongoing Waterfront Major Maintenance that provides limited maintenance for existing structures, additional funding of \$12.000 million is required over the next ten years, starting in 2014, to provide long-term protection for life, property and existing infrastructure against the hazards of river erosion and slope instability.

➤ *Bluffers Park Major Maintenance and Dredging:*

Sediment has been accumulating in the navigation channel and inner basin since construction in the late 1970s, creating a safety hazard for boaters when water levels drop. Additional funding of \$1.250 million is required in both 2016 and 2017 to restore as-built depth that will reduce the risk of injury and need for emergency dredging.

➤ *Humber Bay Park East/West and Colonel Sam Smith Park:*

The erosion control structures protecting the land base of Humber Bay East and West and Colonel Sam Smith Park are overall in poor condition. Additional funding of \$2.500 million is required over three years, starting in 2016, to return them to an acceptable condition.

➤ *Mud Creek:*

Mud Creek runs parallel to the Don Valley Brick Works and includes a number of bridge crossings. There are active erosion and woody debris blockages throughout the length of Mud Creek creating risks to private property, municipal infrastructure and the Belt Line Trail. Additional funding of \$3.500 million is required over three years, starting in 2016, to rehabilitate the channel.

➤ *Grey Abbey Trail:*

Active erosion is threatening the tableland at 220 Grey Abbey Trail. The preferred solution to deal with erosion in this area is to establish a headland-beach system along the shoreline. In order to do this, additional funding of \$2.000 million is required in 2020.

➤ *Flood Control Major Maintenance:*

TRCA's flood control and conveyance channels exhibit wide-spread vegetation and sediment accumulation and failing concrete panels. Additional annual funding of \$0.200 million starting in 2016 is required to replace equipment at the G. Ross Lord Dam and repair the Black Creek Channel.

Project	2013	2014	2015	2016	2017	2018	2019	2020	2021	2022	2013 - 2022 Total
Lower Humber Weirs				800,000	800,000	800,000	800,000	800,000	800,000	800,000	5,600,000
Waterfront Major Maintenance Strategy		500,000	500,000			1,000,000	1,500,000	1,500,000	3,500,000	3,500,000	12,000,000
Bluffers Park Entrance Channel Dredging				1,250,000	1,250,000						2,500,000
Humber Bay Park East/West				500,000	500,000	500,000					1,500,000
Col. Sam Smith Park				250,000	250,000	500,000					1,000,000
Mud Creek				500,000	500,000	500,000	500,000	500,000	500,000	500,000	3,500,000
Crey Abbey								2,000,000			2,000,000
Flood Control Major Maintenance				200,000	200,000	200,000	200,000	200,000	200,000	200,000	1,400,000
Total	-	500,000	500,000	3,500,000	3,500,000	3,500,000	3,000,000	5,000,000	5,000,000	5,000,000	29,500,000

- TRCA will continue to work on strategies to ensure funding capacity by adjustments to/ or re-prioritization of initiatives and/or reductions in current project costs to address existing unfunded capital priorities.

Appendix 1

2012 Performance

2012 Key Accomplishments

In 2012, TRCA accomplished the following:

- ✓ *Toronto Waterfront:*
 - Completed the Port Union Waterfront Park project which will provide a 3.8 kilometre waterfront park amenity, with a multi-use trail system connecting the Highland Creek to the Rouge River.
 - Completed the construction of the second phase of the Mimico Waterfront Park which will create 1.1 kilometre of new waterfront trail, connecting Norris Crescent Parkette to Humber Bay Park West.
 - Began construction of \$2.3 million in park infrastructure such as the staff booth, environmental shelter and research station at Tommy Thompson Park.
- ✓ *Waterfront and Valley Erosion Control:* TRCA continued its work on the Toronto waterfront and watersheds. In 2012, priority valley erosion works and trail improvements were completed in partnership with the City of Toronto's Parks, Forestry and Recreation Division and Toronto Water. TRCA also continued to work on the Tommy Thompson Park Management.
- ✓ *Toronto Remedial Action Plan – Regeneration:* TRCA continued its work in a variety of areas including production of bio-regionally diverse tree/shrub/seedlings; goose management program; barrier mitigation on Toronto watercourses; and aquatic planting and regeneration at the Toronto Islands, Humber, Don and Rouge watersheds.
- ✓ *Toronto Remedial Action Plan – Stewardship, Education, Sustainable Communities & Technology:*
 - The Sustainable Technologies Evaluation Program (STEP) continued its monitoring and evaluation of three different types of permeable pavements at the Kortright Centre. The STEP is also monitoring and evaluating 9 different innovative technologies and approaches aimed at promoting more sustainable ways of managing stormwater, conserving water, and protecting water resources in urban areas across the Greater Toronto Area.
 - In 2012, TRCA took over management of the successful SolarCity Technology Assessment Partnership, founded in 2008 by the Toronto Atmospheric Fund, the City of Toronto and TRCA. The partnership program has developed case studies for 14 large solar installation projects in the City of Toronto and the GTA; comparative technical reports concerning particular solar technologies and applications; and a set of Best Practices, all of which have been published on the website.

- ✓ *Toronto Remedial Action Plan - Monitoring:* TRCA continued terrestrial and aquatic monitoring providing critical data and analysis of the health of the watersheds and impacts of development and adding to long-term data collection and analysis that is critical to decision making, facilitating aquatic and terrestrial modeling and research, and helps in the creation of restoration and recovery plans. TRCA also undertook additional sampling and analysis to assist in monitoring water quality and monitoring of the watercourses.
- ✓ *Toronto Remedial Action Plan – Regional Watershed Management:* TRCA completed the development of a Greening Strategy in partnership with Toronto Water and Parks, Forestry and Recreation Division that will provide a strategic restoration action plan to enhance the Highland Creek valley system and overall watershed function. The strategy focuses on addressing urban storm water management and terrestrial natural heritage system improvements.

2012 Capital Variance Review

2012 Budget to Actual Comparison (In \$000s)

2012 Approved	Actuals as of Sept. 30, 2012 (3rd Quarter Variance)		Projected Actuals at Year End		Unspent Balance	
	\$	% Spent	\$	% Spent	\$ Unspent	% Unspent
9,002,355	6,176,250	68.6%	9,002,355	100.0%	0	0.0%

- Capital expenditure for the nine months ending September 30, 2012 totaled \$6.176 million or 68.6% for the 2012 Approved Capital Budget of \$9.002 million.
- TRCA is projecting to spend 100% of its 2012 Approved Capital Budget at year-end.
- TRCA's 2012 Approved Capital Budget of \$9.002 million includes such capital projects as Mimico Creek Trail Construction and Restoration in the amount of \$0.655 million and Sherway Trail Construction and Restoration in the amount of \$0.112 million. These projects were added by City Council on March 5, 2012 and are funded from Section 37 agreements.

Appendix 2

10-Year Recommended Capital Plan Project Summary (In \$000s)

Project	2013	2014	2015	2016	2017	2013 - 2017	2018	2019	2020	2021	2022	2013 - 2022
Greenspace Land Acquisition	99	100	100	100	100	499	100	100	100	100	100	999
Public Use Infrastructure	198	198	198	198	198	990	198	198	198	198	198	1,980
Waterfront & Valley Erosion Control	1,530	1,600	1,600	1,600	1,600	7,930	1,600	1,600	1,600	1,600	1,600	15,930
Black Creek Pioneer Village Retrofit	350	350	350	350	350	1,750	350	350	350	350	350	3,500
Toronto Remedial Action Plan	2,321	2,380	2,626	2,727	2,830	12,884	2,935	3,043	3,154	3,268	3,384	28,668
Major Facilities Retrofit	460	460	460	460	460	2,300	460	460	460	460	460	4,600
Waterfront Development	1,608	1,573	1,423	1,423	1,423	7,450	1,423	1,423	1,423	1,423	1,423	14,565
TRCA Information Technology	264	264	264	264	264	1,320	264	264	264	264	264	2,640
Critical Erosion Control & Floodworks	1,500	2,000	2,000			5,500						5,500
Total (including carry forwards)	8,330	8,925	9,021	7,122	7,225	40,623	7,330	7,438	7,549	7,663	7,779	78,382

Appendix 3
2013 Recommended Capital Budget;
2014 to 2022 Capital Plan

CITY OF TORONTO

Gross Expenditures (\$000's)

Appendix 3 - 2013 Recommended Capital Budget; 2014 to 2022 Capital Plan

Toronto & Region Conservation Authority

Sub- Project No. Project Name PrioritySubProj No. Sub-project Name Ward Stat. Cat.						Current and Future Year Cash Flow Commitments							Current and Future Year Cash Flow Commitments Financed By											
						2013	2014	2015	2016	2017	Total 2013-2017	Total 2018-2022	Total 2013-2022	Provincial Grants and Subsidies	Federal Subsidy	Development Charges	Reserves	Reserve Funds	Capital from Current	Other 1	Other2	Debt - Recoverable Debt	Total Financing	
TRC000017 WATERFRONT & VALLEY EROSION CONTROL																								
0	71	Shoreline Monitoring & Maintenance 2009 and on	CW	S5	03	390	400	400	400	400	1,990	0	1,990	0	0	0	0	0	0	995	0	995	0	1,990
0	76	2011+ Erosion Control Works Major Maintenance	CW	S5	03	1,140	1,200	1,200	1,200	1,200	5,940	0	5,940	0	0	0	0	0	0	2,970	0	2,970	0	5,940
24	21	POST 5 YEARS EROSION: ALL SITES	CW	S6	03	0	0	0	0	0	0	8,000	8,000	0	0	0	0	0	0	4,000	0	4,000	0	8,000
Sub-total						1,530	1,600	1,600	1,600	1,600	7,930	8,000	15,930	0	0	0	0	0	0	7,965	0	7,965	0	15,930
TRC16 WATERFRONT DEVELOPMENT																								
0	48	Waterfront Development ongoing Major Maintenance	CW	S5	03	223	188	188	188	188	975	0	975	0	0	0	0	0	0	0	975	0	975	
1	38	Wtrfrnt Dev:Keating Channel Dredging	30	S5	03	320	320	320	320	320	1,600	0	1,600	0	0	0	0	0	1,600	0	0	0	1,600	
2	40	Wtrfrnt Dev :Information Management	CW	S5	03	50	50	50	50	50	250	0	250	0	0	0	0	0	0	0	250	0	250	
3	37	Wtrfrnt Dev:Environmental Monitoring & Maintenance	CW	S5	03	245	245	245	245	245	1,225	0	1,225	0	0	0	0	0	0	0	1,225	0	1,225	
4	39	Wtrfrnt Dev:Tommy Thompson Park Interim Management	30	S5	04	240	240	240	240	240	1,200	0	1,200	0	0	0	0	0	0	0	1,200	0	1,200	
4	47	Base Scarborough Shoreline Access (increase exclud	CW	S5	04	80	80	80	80	80	400	0	400	0	0	0	0	0	0	0	400	0	400	
5	41	Wtrfrnt Dev :Ashbridges Bay	32	S5	03	250	250	250	250	250	1,250	0	1,250	0	0	0	0	0	625	0	625	0	1,250	
12	43	Tommy Thompson- Cell 2 Capping Phase 1	30	S5	03	200	200	50	50	50	550	0	550	0	0	0	0	0	550	0	0	0	550	
13	21	ACTIVE Wtrfrnt Dev:POST CURRENT 5 YEAR-ALL	CW	S6	03	0	0	0	0	0	0	7,115	7,115	0	0	0	0	0	2,475	0	4,640	0	7,115	
Sub-total						1,608	1,573	1,423	1,423	1,423	7,450	7,115	14,565	0	0	0	0	0	0	5,250	0	9,315	0	14,565
TRC000315 TORONTO REMEDIAL ACTION PLAN																								
1	25	Regeneration Sites 2008+	CW	S5	03	433	405	418	430	443	2,129	0	2,129	0	0	0	0	0	2,129	0	0	0	2,129	
7	23	Watershed Monitoring/Terrestrial Natural 2008+	CW	S5	03	445	455	465	507	507	2,379	0	2,379	0	0	0	0	0	2,379	0	0	0	2,379	
10	8	ACTIVE Remedial Action Plan: Post 5 Year All Sites	CW	S6	03	0	0	0	0	0	0	15,784	15,784	0	0	0	0	0	15,784	0	0	0	15,784	
11	21	Sustainable Communities 2008+	CW	S5	03	668	748	849	850	756	3,871	0	3,871	0	0	0	0	0	3,871	0	0	0	3,871	
12	24	Regional Watershed Management 2008+	CW	S5	03	775	772	894	940	1,124	4,505	0	4,505	0	0	0	0	0	4,505	0	0	0	4,505	
Sub-total						2,321	2,380	2,626	2,727	2,830	12,884	15,784	28,668	0	0	0	0	0	0	28,668	0	0	0	28,668
TRC000195 BLACK CREEK PIONEER VILLAGE RETROFIT																								
0	9	Post Current 5 year Project	01	S6	03	0	0	0	0	0	0	1,750	1,750	0	0	0	0	0	0	0	1,750	0	1,750	
1	6	Retrofit Activities for 2009+	08	S5	03	300	300	300	300	300	1,500	0	1,500	0	0	0	0	0	0	0	1,500	0	1,500	

CITY OF TORONTO

**Gross Expenditures (\$000's)
Appendix 3 - 2013 Recommended Capital Budget; 2014 to 2022 Capital Plan**

Toronto & Region Conservation Authority

Sub- Project No. Project Name PrioritySubProj No. Sub-project Name Ward Stat. Cat.						Current and Future Year Cash Flow Commitments							Current and Future Year Cash Flow Commitments Financed By										
						2013	2014	2015	2016	2017	Total 2013-2017	Total 2018-2022	Total 2013-2022	Provincial Grants and Subsidies	Federal Subsidy	Development Charges	Reserves	Reserve Funds	Capital from Current	Other 1	Other2	Debt - Recoverable Debt	Total Financing
TRC000195 BLACK CREEK PIONEER VILLAGE RETROFIT																							
3	7	Visitor Centre Active 2009+	08	S5	03	50	50	50	50	50	250	0	250	0	0	0	0	0	0	0	250	0	250
Sub-total						350	350	350	350	350	1,750	1,750	3,500	0	0	0	0	0	0	0	3,500	0	3,500
TRC000468 MAJOR FACILITIES RETROFIT																							
1	3	Major Facilities Retrofit 08+	CW	S5	03	460	460	460	460	460	2,300	2,300	4,600	0	0	0	0	0	0	4,600	0	4,600	
Sub-total						460	460	460	460	460	2,300	2,300	4,600	0	0	0	0	0	0	0	4,600	0	4,600
TRC906093 TRCA INFORMATION TECHNOLOGY																							
1	4	Info Technology:Replacement items 2008+	CW	S5	03	264	264	264	264	264	1,320	1,320	2,640	0	0	0	0	0	0	2,640	0	2,640	
Sub-total						264	264	264	264	264	1,320	1,320	2,640	0	0	0	0	0	0	0	2,640	0	2,640
TRC000003 GREENSPACE LAND ACQUISITION (Toronto St																							
1	5	Greenspace Land Acquisition (active 09+)	CW	S5	03	99	100	100	100	100	499	0	499	0	0	0	0	0	499	0	0	499	
2	2	Greenspace Land Acquisition Future Years project	CW	S6	03	0	0	0	0	0	0	500	500	0	0	0	0	500	0	0	0	500	
Sub-total						99	100	100	100	100	499	500	999	0	0	0	0	0	999	0	0	0	999
TRC000009 PUBLIC USE INFRASTRUCTURE																							
1	7	Kortright Centre Improvements 2008+	CW	S5	03	60	60	60	60	60	300	0	300	0	0	0	0	0	300	0	0	300	
2	8	Conservation Area Improvements 2008+	CW	S5	03	138	138	138	138	138	690	0	690	0	0	0	0	0	690	0	0	690	
4	4	All Public Use sites (After Current 5 Year)	CW	S6	03	0	0	0	0	0	0	990	990	0	0	0	0	0	990	0	0	990	
Sub-total						198	198	198	198	198	990	990	1,980	0	0	0	0	0	0	1,980	0	0	1,980
TRC907697 CRITICAL EROSION CONTROL & FLOODWOR																							
0	10	Layer 1:Guild Inn Erosion Control Project	43	S6	03	0	300	700	0	0	1,000	0	1,000	0	0	0	0	1,000	0	0	0	1,000	
0	11	Layer 1:Meadowcliffe Drive Erosion Control Project	43	S5	03	700	0	0	0	0	700	0	700	0	0	0	0	700	0	0	0	700	
0	19	Layer1:EC 447-449 GUILDWOOD PARKWAY	41	S5	03	600	600	0	0	0	1,200	0	1,200	0	0	0	1,200	0	0	0	0	1,200	
0	20	Layer1:EC MUD CREEK	18	S6	03	0	200	200	0	0	400	0	400	0	0	0	400	0	0	0	0	400	
0	21	Layer 1:EC 1Midland- 83 Fishleigh	35	S6	03	0	700	900	0	0	1,600	0	1,600	0	0	0	1,600	0	0	0	0	1,600	

CITY OF TORONTO

Gross Expenditures (\$000's)

Appendix 3 - 2013 Recommended Capital Budget; 2014 to 2022 Capital Plan

Toronto & Region Conservation Authority

Sub- Project No. Project Name PrioritySubProj No. Sub-project Name Ward Stat. Cat.						Current and Future Year Cash Flow Commitments						Current and Future Year Cash Flow Commitments Financed By												
						2013	2014	2015	2016	2017	Total 2013-2017	Total 2018-2022	Total 2013-2022	Provincial Grants and Subsidies	Federal Subsidy	Development Charges	Reserve Reserves	Reserve Funds	Capital from Current	Other 1	Other2	Debt - Recoverable Debt	Total Financing	
<u>TRC907697 CRITICAL EROSION CONTROL & FLOODWOR</u>																								
3	4	Layer1:Flood Control:Hoggs,G.Ross,Black Cr Channel	25	S5	03	200	200	200	0	0	600	0	600	0	0	0	0	0	600	0	0	0	600	
Sub-total						1,500	2,000	2,000	0	0	5,500	0	5,500	0	0	0	0	0	5,500	0	0	0	5,500	
Total Program Expenditure						8,330	8,925	9,021	7,122	7,225	40,623	37,759	78,382	0	0	0	0	0	0	48,382	0	30,000	0	78,382

CITY OF TORONTO

Gross Expenditures (\$000's)

Appendix 3 - 2013 Recommended Capital Budget; 2014 to 2022 Capital Plan

Toronto & Region Conservation Authority

		Current and Future Year Cash Flow Commitments and Estimates									Current and Future Year Cash Flow Commitments and Estimates Financed By													
		2013	2014	2015	2016	2017	Total 2013-2017	Total 2018-2022	Total 2013-2022	Provincial Grants and Subsidies	Federal Subsidy	Development Charges	Reserve Reserves	Reserve Funds	Capital from Current	Other 1	Other2	Debt - Recoverable Debt	Total Financing					
Sub- Priority	Project No. SubProj No.	Project Name Sub-project Name	Ward	Stat.	Cat.																			
Financed By:																								
	Other1 (Internal)					5,330	5,925	6,021	4,122	4,225	25,623	22,759	48,382	0	0	0	0	0	0	48,382	0	0	0	48,382
	Debt					3,000	3,000	3,000	3,000	3,000	15,000	15,000	30,000	0	0	0	0	0	0	0	0	30,000	0	30,000
Total Program Financing						8,330	8,925	9,021	7,122	7,225	40,623	37,759	78,382	0	0	0	0	0	0	48,382	0	30,000	0	78,382

Status Code	Description
S2	S2 Prior Year (With 2013 and/or Future Year Cashflow)
S3	S3 Prior Year - Change of Scope 2013 and/or Future Year Cost(Cashflow)
S4	S4 New - Stand-Alone Project (Current Year Only)
S5	S5 New (On-going or Phased Projects)
S6	S6 New - Future Year (Commencing in 2014 & Beyond)

Category Code	Description
01	Health and Safety C01
02	Legislated C02
03	State of Good Repair C03
04	Service Improvement and Enhancement C04
05	Growth Related C05
06	Reserved Category 1 C06
07	Reserved Category 2 C07

Appendix 4
2013 Recommended Cash Flow and
Future Year Commitments

CITY OF TORONTO

Gross Expenditures (\$000's)

Appendix 4 - 2013 Recommended Cash Flow and Future Year Commitments

Toronto & Region Conservation Authority

Sub- Project No. Project Name PrioritySubProj No. Sub-project Name Ward Stat. Cat.						Current and Future Year Cash Flow Commitments						Current and Future Year Cash Flow Commitments Financed By													
						2013	2014	2015	2016	2017	Total 2013-2017	Total 2018-2022	Total 2013-2022	Provincial Grants and Subsidies	Federal Subsidy	Development Charges	Reserves	Reserve Funds	Capital from Current	Other 1	Other2	Debt - Recoverable Debt	Total Financing		
TRC000003 GREENSPACE LAND ACQUISITION (Toronto St)																									
1	5	Greenspace Land Acquisition (active 09+)	CW	S5	03	99	0	0	0	0	99	0	99	0	0	0	0	0	0	99	0	0	0	99	
Sub-total						99	0	0	0	0	99	0	99	0	0	0	0	0	0	99	0	0	0	99	
TRC000009 PUBLIC USE INFRASTRUCTURE																									
1	7	Kortright Centre Improvements 2008+	CW	S5	03	60	0	0	0	0	60	0	60	0	0	0	0	0	0	0	60	0	0	60	
2	8	Conservation Area Improvements 2008+	CW	S5	03	138	0	0	0	0	138	0	138	0	0	0	0	0	0	0	138	0	0	138	
Sub-total						198	0	0	0	0	198	0	198	0	0	0	0	0	0	0	198	0	0	198	
TRC000017 WATERFRONT & VALLEY EROSION CONTROL																									
0	71	Shoreline Monitoring & Maintenance 2009 and on	CW	S5	03	390	0	0	0	0	390	0	390	0	0	0	0	0	195	0	195	0	0	390	
0	76	2011+ Erosion Control Works Major Maintenance	CW	S5	03	1,140	0	0	0	0	1,140	0	1,140	0	0	0	0	0	570	0	570	0	0	1,140	
Sub-total						1,530	0	0	0	0	1,530	0	1,530	0	0	0	0	0	765	0	765	0	0	1,530	
TRC000195 BLACK CREEK PIONEER VILLAGE RETROFIT																									
1	6	Retrofit Activities for 2009+	08	S5	03	300	0	0	0	0	300	0	300	0	0	0	0	0	0	0	300	0	0	300	
3	7	Visitor Centre Active 2009+	08	S5	03	50	0	0	0	0	50	0	50	0	0	0	0	0	0	0	50	0	0	50	
Sub-total						350	0	0	0	0	350	0	350	0	0	0	0	0	0	0	0	350	0	0	350
TRC000315 TORONTO REMEDIAL ACTION PLAN																									
11	21	Sustainable Communities 2008+	CW	S5	03	668	0	0	0	0	668	0	668	0	0	0	0	0	668	0	0	0	0	668	
7	23	Watershed Monitoring/Terrestrial Natural 2008+	CW	S5	03	445	0	0	0	0	445	0	445	0	0	0	0	0	445	0	0	0	0	445	
12	24	Regional Watershed Management 2008+	CW	S5	03	775	0	0	0	0	775	0	775	0	0	0	0	0	775	0	0	0	0	775	
1	25	Regeneration Sites 2008+	CW	S5	03	433	0	0	0	0	433	0	433	0	0	0	0	0	433	0	0	0	0	433	
Sub-total						2,321	0	0	0	0	2,321	0	2,321	0	0	0	0	0	2,321	0	0	0	0	2,321	
TRC000468 MAJOR FACILITIES RETROFIT																									
1	3	Major Facilities Retrofit 08+	CW	S5	03	460	0	0	0	0	460	0	460	0	0	0	0	0	0	0	460	0	0	460	
Sub-total						460	0	0	0	0	460	0	460	0	0	0	0	0	0	0	0	460	0	0	460
TRC16 WATERFRONT DEVELOPMENT																									
3	37	Wtrfrnt Dev:Environmental Monitoring & Maintenance	CW	S5	03	245	0	0	0	0	245	0	245	0	0	0	0	0	0	0	245	0	0	245	
1	38	Wtrfrnt Dev:Keating Channel Dredging	30	S5	03	320	0	0	0	0	320	0	320	0	0	0	0	0	320	0	0	0	0	320	

CITY OF TORONTO

Gross Expenditures (\$000's)

Appendix 4 - 2013 Recommended Cash Flow and Future Year Commitments

Toronto & Region Conservation Authority

Sub- Project No. Project Name Priority SubProj No. Sub-project Name Ward Stat. Cat.						Current and Future Year Cash Flow Commitments and Estimates						Current and Future Year Cash Flow Commitments and Estimates Financed By											
						2013	2014	2015	2016	2017	Total 2013-2017	Total 2018-2022	Total 2013-2022	Provincial Grants and Subsidies	Federal Subsidy	Development Charges	Reserve Reserves	Reserve Funds	Capital from Current	Other 1	Other2	Debt - Recoverable Debt	Total Financing
Financed By:																							
Other1 (Internal)						5,330	0	0	0	0	5,330	0	5,330	0	0	0	0	0	5,330	0	0	0	5,330
Debt						3,000	0	0	0	0	3,000	0	3,000	0	0	0	0	3,000	0	0	0	3,000	
Total Program Financing						8,330	0	0	0	0	8,330	0	8,330	0	0	0	0	5,330	0	3,000	0	8,330	

Status Code	Description
S2	S2 Prior Year (With 2013 and/or Future Year Cashflow)
S3	S3 Prior Year - Change of Scope 2013 and/or Future Year Cost(Cashflow)
S4	S4 New - Stand-Alone Project (Current Year Only)
S5	S5 New (On-going or Phased Projects)

Category Code	Description
01	Health and Safety C01
02	Legislated C02
03	State of Good Repair C03
04	Service Improvement and Enhancement C04
05	Growth Related C05
06	Reserved Category 1 C06
07	Reserved Category 2 C07

Appendix 5

2013 Recommended Capital Projects with Financing Details



CITY OF TORONTO

Appendix 5 - 2013 Recommended Capital Projects with Financing Details
Toronto & Region Conservation Authority
Sub-Project Summary

Project/Financing Priority Project	Project Name	Start Date	Completion Date	2013	Financing									
				Cash Flow	Provincial Grants Subsidies	Federal Subsidy	Developmt Charges	Reserves	Reserve Funds	Capital From Current	Other 1	Other 2	Debt	Debt - Recoverable
1	<u>TRC000017 WATERFRONT & VALLEY EROSION CONTROL</u>													
0	71 Shoreline Monitoring & Maintenance 2009 and on	8/26/2008	8/26/2015	390	0	0	0	0	0	0	195	0	195	0
0	76 2011+ Erosion Control Works Major Maintenance	9/9/2010	9/9/2019	1,140	0	0	0	0	0	0	570	0	570	0
	Project Sub-total:			1,530	0	0	0	0	0	0	765	0	765	0
2	<u>TRC16 WATERFRONT DEVELOPMENT</u>													
0	48 Waterfront Development ongoing Major Maintenance	9/9/2011	9/9/2020	223	0	0	0	0	0	0	0	0	223	0
1	38 Wtrfrnt Dev:Keating Channel Dredging	1/1/1995	1/1/2014	320	0	0	0	0	0	0	320	0	0	0
2	40 Wtrfrnt Dev :Information Management	1/1/1995	12/31/2015	50	0	0	0	0	0	0	0	0	50	0
3	37 Wtrfrnt Dev:Environmental Monitoring & Maintenance	1/1/1995	12/31/2015	245	0	0	0	0	0	0	0	0	245	0
4	39 Wtrfrnt Dev:Tommy Thompson Park Interim Management	1/1/1995	12/31/2015	240	0	0	0	0	0	0	0	0	240	0
4	47 Base Scarborough Shoreline Access (increase exclud	8/16/2010	8/16/2015	80	0	0	0	0	0	0	0	0	80	0
5	41 Wtrfrnt Dev :Ashbridges Bay	1/1/1998	12/31/2015	250	0	0	0	0	0	0	125	0	125	0
12	43 Tommy Thompson- Cell 2 Capping Phase 1	1/5/2002	10/5/2015	200	0	0	0	0	0	0	200	0	0	0
	Project Sub-total:			1,608	0	0	0	0	0	0	645	0	963	0
3	<u>TRC000315 TORONTO REMEDIAL ACTION PLAN</u>													
1	25 Regeneration Sites 2008+	1/1/2000	12/31/2015	433	0	0	0	0	0	0	433	0	0	0
7	23 Watershed Monitoring/Terrestrial Natural 2008+	1/1/2005	12/31/2015	445	0	0	0	0	0	0	445	0	0	0
11	21 Sustainable Communities 2008+	8/15/2006	8/15/2015	668	0	0	0	0	0	0	668	0	0	0
12	24 Regional Watershed Management 2008+	8/9/2002	8/9/2015	775	0	0	0	0	0	0	775	0	0	0
	Project Sub-total:			2,321	0	0	0	0	0	0	2,321	0	0	0
4	<u>TRC000195 BLACK CREEK PIONEER VILLAGE RETROFIT</u>													
1	6 Retrofit Activities for 2009+	1/1/2000	12/31/2020	300	0	0	0	0	0	0	0	0	300	0
3	7 Visitor Centre Active 2009+	10/2/2001	10/2/2020	50	0	0	0	0	0	0	0	0	50	0
	Project Sub-total:			350	0	0	0	0	0	0	0	0	350	0
6	<u>TRC000468 MAJOR FACILITIES RETROFIT</u>													
1	3 Major Facilities Retrofit 08+	9/29/2001	9/29/2022	460	0	0	0	0	0	0	0	0	460	0
	Project Sub-total:			460	0	0	0	0	0	0	0	0	460	0
7	<u>TRC906093 TRCA INFORMATION TECHNOLOGY</u>													
1	4 Info Technology:Replacement items 2008+	10/5/2002	10/5/2020	264	0	0	0	0	0	0	0	0	264	0
	Project Sub-total:			264	0	0	0	0	0	0	0	0	264	0
8	<u>TRC000003 GREENSPACE LAND ACQUISITION (Toronto Share)</u>													
1	5 Greenspace Land Acquisition (active 09+)	1/1/2001	1/1/2020	99	0	0	0	0	0	0	99	0	0	0
	Project Sub-total:			99	0	0	0	0	0	0	99	0	0	0

(Phase 2) 02-Toronto & Region Conservation Authority

Sub-Project Category: 01,02,03,04,05,06,07

Type: B Sub-Project Status: S2

Type: C Sub-Project Status: S2,S3,S4,S5



CITY OF TORONTO

Appendix 5 - 2013 Recommended Capital Projects with Financing Details

Toronto & Region Conservation Authority

Sub-Project Summary

Project/Financing				2013	Financing										
Priority	Project	Project Name	Start Date	Completion Date	Cash Flow	Provincial Grants Subsidies	Federal Subsidy	Developmt Charges	Reserves	Reserve Funds	Capital From Current	Other 1	Other 2	Debt	Debt - Recoverable
9	TRC000009	PUBLIC USE INFRASTRUCTURE													
1	7	Kortright Centre Improvements 2008+	1/1/1997	12/31/2020	60	0	0	0	0	0	0	0	0	60	0
2	8	Conservation Area Improvements 2008+	1/1/1997	1/1/2022	138	0	0	0	0	0	0	0	0	138	0
		Project Sub-total:			198	0	0	0	0	0	0	0	0	198	0
13	TRC907697	CRITICAL EROSION CONTROL & FLOODWORKS NEEDS													
0	11	Layer 1:Meadowcliffe Drive Erosion Control Project	12/1/2011	12/1/2014	700	0	0	0	0	0	0	700	0	0	0
0	19	Layer1:EC 447-449 GUILDWOOD PARKWAY	5/17/2013	5/17/2015	600	0	0	0	0	0	0	600	0	0	0
3	4	Layer1:Flood Control:Hoggs,G.Ross,Black Cr Channel	8/17/2010	8/17/2012	200	0	0	0	0	0	0	200	0	0	0
		Project Sub-total:			1,500	0	0	0	0	0	0	1,500	0	0	0
		Program Total:			8,330	0	0	0	0	0	0	5,330	0	3,000	0

Status Code	Description
S2	S2 Prior Year (With 2013 and/or Future Year Cashflow)
S3	S3 Prior Year - Change of Scope 2013 and/or Future Year Cost/Cashflow)
S4	S4 New - Stand-Alone Project (Current Year Only)
S5	S5 New (On-going or Phased Projects)

Category Code	Description
01	Health and Safety C01
02	Legislated C02
03	State of Good Repair C03
04	Service Improvement and Enhancement C04
05	Growth Related C05
06	Reserved Category 1 C06
07	Reserved Category 2 C07