





APPENDIX A


2012 RECOMMENDED INFLATIONARY ADJUSTED USER FEES


Ref. #	Program/Fee Description	Fee Basis	2011 Fee \$	Inflation Adjusted Fee \$	2012 Recommended Fee	Incremental Revenue Impact \$	Contact Person
TECHNICAL SERVICES							
1	Review of development files and environmental database to provide response to inquiries regarding compliance with development agreements and identification of sites located on closed landfills	Per review	\$60.00	\$61.33	\$61.33	1,690	Laura Chaplinsky 416-392-9451
15	Request for new municipal number as a result of a severance/consolidation of property (assignment/reassignment)	Flat fee per first two numbers	138.00	140.98	140.98		
15	Additional Request for new municipal number as a result of a severance/consolidation of property-	Each additional number	34.81	35.56	35.56		
16	Changing municipal number	Flat Rate - per number;	360.00	367.78	367.78		
TECHNICAL SERVICES - TOTAL						1,690	
TRANSPORTATION SERVICES							
1	Permission to maintain the installation of awnings, fire escape	Annual Fee	27.70	28.35	28.35	295,086	
2.1	To construct or maintain the installation of awnings, canopy, fire escape including the preparation of the encroachment agreement.	Per Permit / Agreement. One time fee.	466.09	477.04	477.04		
3	Maintain the installation of encroaching canopy	Annual Fee per sqm	3.89	3.98	3.98		
4	Annual Fee/sqm of projecting canopy - min. charge to apply if the sqm is less than the min. charge fee.	Annual	5.77	5.91	5.91		
6	Administration, survey and inspection fee	Per inspection	71.95	73.64	73.64		
7	Application fee to maintain a bldg < 2.5 stories that by inadvertence has been erected + encroaches upon a street	Per permit - Structure less than 2.5 stories	791.76	810.37	810.37		
8	Application fee to maintain a bldg > 2.5 stories that by inadvertence has been erected + encroaches upon a street	Per Permit - Structure greater than 2.5 stories	1151.65	1178.71	1178.71		
11.1	Permission to construct or maintain encroachments, building projections, refacing walls, areaways, tunnels, bridges and other openings less than 0.9 m and under 1 million	Per permit / application / agreement	466.09	477.04	477.04		
12.1	Permission to construct or maintain encroachments, building projections, refacing walls, areaways, tunnels, bridges and other openings greater than 0.9 m and over 1 million	Per permit / application / agreement	2006.73	2053.89	2053.89		
13	Annual fee, exclusive use of areaways, tunnel, bridges (tunnels and bridges = market value if private use) - Area 1	Annual Fee per sqm: Area 1 - bounded on the east by the east side of Jarvis St. on the north by the north side of Bloor St E and W, on the west by the west side of University Ave & on the south the lake -	25.90	26.51	26.51		


		APPENDIX A					
2012 RECOMMENDED INFLATIONARY ADJUSTED USER FEES							
Ref. #	Program/Fee Description	Fee Basis	2011 Fee \$	Inflation Adjusted Fee \$	2012 Recommended Fee	Incremental Revenue Impact \$	Contact Person
14	Annual fee, exclusive use of areaways, tunnel, bridges (tunnels and bridges = market value if private use) - Area 2	Annual Fee per sqm: Area 2, the remainder of the City	15.56	15.93	15.93		
15	Per square metre min charge, exclusive use of areaways, tunnel, bridges (tunnels and bridges = market value if private use)	Per sq.m. Min. charge (if the annual charge per sqm is less than the min. charge)	10.33	10.57	10.57		
16	Permit fee to excavate/dig up/tear up or remove soil of any street/sidewalk/curbing, pavement, etc.	Each Permit + (plus actual restoration costs, if any)	129.45	132.49	132.49		
20	To load/unload materials (loading zone) and entrance protection signs which preclude parking by public	One time installation fee for each post	76.60	78.40	78.40		
21	To maintain the loading zone area to load and unload of materials/equipment to adj. businesses	Annual Fee for each loading zone	287.26	294.01	294.01		
22	To maintain signs/posts which preclude parking by the general public in a designated area	Annual Fee - each sign / post, plus the applicant has to pay the loss of parking meter revenue, if applicable for Parking Authority	76.60	78.40	78.40		
23	Utility Cut Billing - Engineering, Inspection & Supervision Part. This charge is to recover the engineering and supervision costs. It is to enhance key areas of field inspection, contract administration, enforcement of standards and specifications.	Engineering, Inspection & Supervision charge is 22.5% of the costs.	Variable	Variable	Variable		
24	Utility Cut Billings - Administration Part. Administration Charge is for the administration services Transportation provides for Utility Cuts.	Administration Charge is 7% of the costs. City inter divisions, e.g. Toronto Water, are exempt from the charge.	Variable	Variable	Variable		
25	Annual inspection charge to inspect the marquee	To cover the Annual Inspection fee to inspect the marquee within the public right of way	28.82	29.50	29.50		
26	Permission to erect or remove a marquee from the City boulevard	Per Permit	129.45	132.49	132.49		
27	Permission to install telecommunication cables, connecting two buildings, lateral road crossings, etc.	Per Application	466.09	477.04	477.04		
28	To maintain telecommunication cables, connecting two buildings, lateral road crossings, etc. (A1)	Annual Fee Per lineal metre: Area 1 - bounded on the east by the east side of Jarvis St, on the north by the north side of Bloor St E and W, on the west by the west side of Bathurst St & on the south the Lake	26.41	27.03	27.03		

		APPENDIX A					
2012 RECOMMENDED INFLATIONARY ADJUSTED USER FEES							
Ref. #	Program/Fee Description	Fee Basis	2011 Fee \$	Inflation Adjusted Fee \$	2012 Recommended Fee	Incremental Revenue Impact \$	Contact Person
29	To maintain telecommunication cables, connecting two buildings, lateral road crossings, etc. (A2)	Annual Fee Per lineal Metre: Area 2 - the remainder of the City:	13.21	13.52	13.52		
30	Permission to install piling and shoring used in building operations within the public right of way	Per application	3236.69	3312.75	3312.75		
31	To inspect during the piling and shoring construction operations within the public right of way	Per hour Inspection	72.59	74.30	74.30		
32	Permit for commercial/industrial/residential greater than 10 units to allow any work within right-of-way	Per Application - (plus the actual cost of ramp construction)	673.22	689.04	689.04		
33	Permit for commercial/industrial/residential less than 10 units to allow any work within right-of-way	Each Permit : Residential less than 10 units plus the actual construction cost of the ramps (dependent on the number of sidewalk bays)	77.68	79.51	79.51		
34	Provide information on the status of a property with respect to agreement compliance/encroachments/licence/permits	Each application -(Non refundable property information flat rate fee for inquiries)	101.86	104.26	104.26		
35	Municipal Road Damage administrative fee for construction permits	Each Application (-Fee - non refundable, included in the damage deposit.)	54.14	55.40	55.40		
36	To temporary occupy portion of street by placing on it machinery or material of any kind (no excavation) - per day or part thereof (Storage of Equipment/Materials)	Per day or part thereof	42.08	43.07	43.07		
37	To temporary occupy portion of street by placing on it machinery or material of any kind (no excavation) - per lineal metre (Site Protection: hoarding, scaffolding, temp street closure)	Per lineal metre	15.76	16.13	16.13		
38	To temporary occupy portion of street by placing on it machinery or material of any kind (no excavation) - per sqm per month (Site Protection: hoarding, scaffolding, temp street closure)	Per sqm per month for the blvd enclosed	5.25	5.37	5.37		
39	To temporary occupy portion of street by placing on it machinery or material of any kind (Hoisting: Mobile/Tower Crane, Swing of Boom etc.)	Per day (plus fee calculation for lineal and enclosure) - one lane closure	42.08	43.07	43.07		
40	Permission to move heavy materials / equipment from Street A to Street B	Per load	37.82	38.71	38.71		
41	Permission to move materials/equipment through the highways	Annual Fee	226.94	232.27	232.27		

Kypros Perikleos
416-392-1525

		APPENDIX A					
2012 RECOMMENDED INFLATIONARY ADJUSTED USER FEES							
Ref. #	Program/Fee Description	Fee Basis	2011 Fee \$	Inflation Adjusted Fee \$	2012 Recommended Fee	Incremental Revenue Impact \$	Contact Person
42	To use the public right of way to use ropes, install and remove signs etc. (no excavation)	Per month	194.19	198.75	198.75		
43	Permission to install a banner sign over or across a street	Each Application (max. 60 days)	76.60	78.40	78.40		
44	Permission to install a banner sign over or across a street for charitable - no sponsorship	No Charge - charitable - no sponsorship	No Charge	No Charge	No Charge		
45	Permission to install a banner sign over or across a street- charitable with sponsorship	Per pole - charitable with sponsorship	6.39	6.54	6.54		
46	Permission to install a banner sign over or across a street - Non charitable	Per pole - Non-charitable	12.76	13.06	13.06		
47	Permission to hoist a banner sign	Per permit issued	42.08	43.07	43.07		
48	Permission to install a banner on the public right of way within the BIA designated area	Each Application	76.60	78.40	78.40		
49	To permit the Installation of banners within BIA designated area and no sponsor is noted on the banners	No charge: within BIA boundary, no sponsorship shown on banner	No Charge	No Charge	No Charge		
50	Permission to install banners within BIA's designated area with sponsor shown on banner	Per pole permit: within BIA boundary, sponsorship shown on banner	6.39	6.54	6.54		
51	Permission to install banners outside BIA's designated area	Per pole permit : banners outside BIA boundary - per pole	12.76	13.06	13.06		
52	Permission to hoist banners outside BIA's designated area (BIA only)	No charge	No Charge	No Charge	No Charge		
53	Permission to place publication dispensing boxes within the public right of way	Application Fee / Each box	70.22	71.87	71.87		
54	Maintain publication dispensing boxes within the public right of way (first 100 boxes)	Annual Fee: for the first 100 boxes (per box, per location)	27.59	28.24	28.24		
55	to maintain publication dispensing boxes within the public right of way (more than 100 boxes)	Annual Fee: for each additional box after 100 boxes	110.32	112.91	112.91		
56	Permission to place publication kiosks within the public right of way	Application Fee per kiosk	76.60	78.40	78.40		
57	Maintain publication kiosks within the public right of way	Annual Fee per sqm.	314.16	321.54	321.54		
58	Annual fee per kiosk using min. fee, if the total sqm is under the smallest size on table	Annual Fee: minimum rate per kiosk	314.16	321.54	321.54		
59	The removal, storage + release of an installation to be paid before release	Per installation or structure	336.61	344.52	344.52		
60	Permit to have sidewalk sale on area abutting commercial property -for occupant of ground floor only	Per event - (max. 3 days)	255.37	261.37	261.37		

		APPENDIX A					
2012 RECOMMENDED INFLATIONARY ADJUSTED USER FEES							
Ref. #	Program/Fee Description	Fee Basis	2011 Fee \$	Inflation Adjusted Fee \$	2012 Recommended Fee	Incremental Revenue Impact \$	Contact Person
61	Permission to use the street or part of it for social, recreational, community and athletic purposes	Per event, per day	71.97	73.66	73.66		
62	Permission to install or sell Christmas decorations on the public right of way	Each Permit	76.60	78.40	78.40		
63	To provide on street parking to residents who have no place to park on site - annual fee (Priority One)	Annual Fee	157.80 (Jan-May), 160.68 (June-Dec)	160.68 (Jan-May), 164.46 (June-Dec)	160.68 (Jan-May), 164.46 (June-Dec)		
64	To provide on street parking to residents who have no place to park on site - 1 month permit (Priority One)	One month permit. The annual adjustment applies for the second term (i.e. June of each year)	13.15 (Jan-May), \$13.39 (June-Dec)	13.39 (Jan-May), 13.70 (June-Dec)	13.39 (Jan-May), 13.70 (June-Dec)		
65	To provide on street parking to residents who have no place to park on site - 6 month permit ((Priority One)	Six months permit. The annual adjustment applies for the second term (i.e. June of each year)	78.90 (Jan-May), \$80.34 (Jun-Dec)	80.34 (Jan-May), 82.23 (Jun-Dec)	80.34 (Jan-May), 82.23 (Jun-Dec)		
66	To provide on street parking for 2nd and subseq. vehicle to residents with no place to park on site - annual fee (Priority Two)	Annual Fee	\$394.44 (Jan-May), \$401.76 (Jun-Dec)	401.76 (Jan-May), 411.20 (Jun-Dec)	401.76 (Jan-May), 411.20 (Jun-Dec)		
67	To provide on street parking for 2nd and subseq. vehicle to residents with no place to park on site - 1 month permit (Priority Two)	One month permit. The annual adjustment applies for the second term (i.e. June of each year)	32.87 (Jan-May), 33.48 (Jun-Dec)	33.48 (Jan-May), \$34.27 (Jun-Dec)	33.48 (Jan-May), \$34.27 (Jun-Dec)		
68	To provide on street parking for 2nd and subseq. vehicle to residents with no place to park on site - 6 month permit (Priority Two)	Six months permit. The annual adjustment applies for the second term (i.e. June of each year)	197.22 (Jan-May), 200.88 (Jun-Dec)	200.88 (Jan-May), 205.60 (Jun-Dec)	200.88 (Jan-May), 205.60 (Jun-Dec)		
69	To provide on street parking to residents who have access to on-site parking - annual fee (Priority Three)	Annual Fee. The annual adjustment applies for the second term (i.e. June of each year)	552.24 (Jan-May), 562.56 (Jun-Dec)	562.56 (Jan-May), 575.78 (Jun-Dec)	562.56 (Jan-May), 575.78 (Jun-Dec)		
70	To provide on street parking to residents who have access to on-site parking - 1 month permit (Priority Three)	One month permit. The annual adjustment applies for the second term (i.e. June of each year)	46.02 (Jan-May), 46.88 (Jun-Dec)	46.88 (Jan-May), 47.98 (Jun-Dec)	46.88 (Jan-May), 47.98 (Jun-Dec)		
71	To provide on street parking to residents who have access to on-site parking - 6 month permit (Priority Three)	Six months. The annual adjustment applies for the second term (i.e. June of each year)	\$276.12 (Jan-May), \$281.28 (Jun-Dec)	281.28 (Jan-May), 287.89 (Jun-Dec)	281.28 (Jan-May), 287.89 (Jun-Dec)		
72	To provide parking permits for temporary visitors	Per space (for 7 days)	18.74	19.18	19.18		

		APPENDIX A					
2012 RECOMMENDED INFLATIONARY ADJUSTED USER FEES							
Ref. #	Program/Fee Description	Fee Basis	2011 Fee \$	Inflation Adjusted Fee \$	2012 Recommended Fee	Incremental Revenue Impact \$	Contact Person
72.1	Temporary 24 Hour on-street parking permit	per space (for 24 hours)	8.00	8.19	8.19		
72.2	Temporary 48 Hour On-Street Parking Permit	per space (for 48 hours)	12.00	12.28	12.28		
73	Issue another parking permit if lost	Per space	6.10	6.24	6.24		
74	To apply for permission to park vehicle on private or boulevard space fronting the property	Per application	316.48	323.92	323.92		
75	Permission to park vehicle on private or boulevard space fronting the property - per permit transfer fee	Per permit transfer Fee	101.86	104.25	104.25		
76	Permission to park vehicle on private or boulevard space fronting the property - per space annual renewal	Per space - annual renewal	203.72	208.51	208.51		
77	Tree planting service fee for planting a tree on City property	Planting per tree	606.80	621.06	621.06		
78	A request for an exemption from the by-law when not able to accept application.	Non-refundable appeal fee. Appeal filing and processing.	661.97	677.53	677.53		
79	Inspection fee when an existing front yard parking pad has been constructed without authority	Inspection of existing front yard parking pad	551.63	564.59	564.59		
80	Provide information on the status of front yard parking pad licence for residential property	Each application	66.20	67.76	104.26		
81	Parking spaces for occupant of ground floor comm. property abutting on a boulevard	Each Application	319.20	326.70	326.70		
82	Annual fee for parking spaces for occupant of ground floor comm. property abutting on a boulevard-A1	Annual Fee per space - Area 1	438.78	449.09	449.09		
83	Annual fee for parking spaces for occupant of ground floor comm. property abutting on a boulevard-A2	Annual Fee - Area 2 per space	332.88	340.70	340.70		
85.1	24-Hour Traffic Volumes Plotted on City Map	Each	50.00	51.30	51.30		
88	24 Hour Volume -Historical Volume for an Arterial Section	Each	50.00	51.30	82.08		
89	24 Hour Volume -Expansion Factors - Road Classification	Each	100.00	102.60	205.20		
92.1	Traffic Volume Summaries	Each	200.00	205.20	205.20		
95.1	Collision Summary Report	Each	130.00	133.38	133.38		
104	Traffic Signal -Historical Signal Timing Report	Each	150.00	153.90	323.19		
105	Current Signal Timing Report -Traffic Signal	Each	30.00	30.78	76.95		
108	Traffic Signal Drawing	Each	100.00	102.60	205.20		
109	RESCU -Real Time - Setup (one-time)	Each	500.00	513.00	513.00		
110	RESCU -Real Time - Monthly	Each Month	200.00	205.20	205.20		
115	To temporary occupy portion of street by placing on it machinery or material of any kind (no excavation) (Site Protection: hoarding, scaffolding, temp street closure)	Each application	466.09	477.04	477.04		
116	To temporary occupy portion of street by placing on it machinery or material of any kind - for each additional lane closure (Hoisting: Mobile/Tower Crane, Swing of Boom etc.)	Each (plus fee for lineal and enclosure - one lane closure)	101.86	104.25	104.25		

Mike Brady
416-397-5016



APPENDIX A

2012 RECOMMENDED INFLATIONARY ADJUSTED USER FEES

Ref. #	Program/Fee Description	Fee Basis	2011 Fee \$	Inflation Adjusted Fee \$	2012 Recommended Fee	Incremental Revenue Impact \$	Contact Person
117	To temporary occupy portion of street by placing on it machinery or material of any kind - for full lane closure (Hoisting: Mobile/Tower Crane, Swing of Boom etc.)	for full lane closure - (plus fee for lineal and enclosure - one lane closure)	509.30	521.27	521.27		Kypros Perikleos 416-392-1525
119	Car Share Parking Permit is a permit issued by the General Manager of Transportation Services authorizing parking of a particular car-share vehicle in a specific car-share vehicle parking area.	Annual fee per permit	200.00	204.70	204.70		
120	Application and Approval Fee for Construction Hoarding Sign	Per linear metre	6.00	6.14	6.14		
121	For retrieval of illegal sign (per sign)	Per Construction Hoarding Sign retrieved	200.00	204.70	204.70		
122	Storage fee of illegal construction hoarding sign (per day)	Per day each Construction Hoarding Sign stored	15.00	15.35	15.35		
123	Disposal fee of illegal sign (per sign)	Per Construction Hoarding Sign disposed	50.00	51.18	51.18		
124	Removal fee of illegal sign	Per Construction Hoarding Sign removed	100.00	102.35	102.35		
	TRANSPORTATION SERVICES - TOTAL					295,086	
	PARKS FORESTRY & RECREATION						
1.0038	Indoor Rink B - NP, Res, Adult (CA) - Prime	One hour time unit	201.32	207.36	207.36	1,445,743	
1.0045	Indoor Rink B - Commercial (CM) - Prime	One hour time unit	243.14	250.43	250.43		
1.0047	Indoor Rink B - Commercial (CM) - Non-Prime	One hour time unit	122.12	125.78	125.78		
1.15	Indoor Rink B - NP, Res, C&Y (CY) - Prime	One hour time unit	113.31	116.71	122.55		
1.161	Bocce - Indoor - P (Non-Prime)	One hour time unit	3.30	3.40	3.40		
1.162	Bocce - Indoor - P (Prime)	One hour time unit	5.51	5.68	5.68		
1.17	Indoor Rink B- NP, Res, C&Y (CY) - Non-Prime	One hour time unit	57.21	58.93	61.88		
1.195	Parks- Boat Rack Charge (Silverbirch)	Seasonal	92.41	95.18	95.18		
1.2	Indoor Rink A - NP, Res, C&Y (CY) - Prime	Per Hour	135.32	139.38	146.35		
1.207	Parks-Indoor - Garden Plot - Indoor (Riverlea)	Daily	279.44	287.82	287.82		
1.22	Indoor Rink A - NP, Non Res, Junior (CJ) - Prime	One hour time unit	204.63	210.77	242.39		
1.2291	Parks-Indoor - Garden Plot - Indoor (Riverlea) 1/2	Daily	139.72	143.91	143.91		
1.25	Indoor Rink A- NP, Non Res, Junior (CJ) - Non-Prime	Per person	103.41	106.51	122.49		
1.2593	Indoor Rink /Outdoor Rink TDSB Non Prime	One hour time unit	71.51	73.66	81.03		
1.2594	Indoor Rink /Outdoor Rink TDSB Prime	One hour time unit	141.91	146.17	160.79		
1.26	Indoor Rink A - NP, Non Res, C&Y (CC) - Prime	One hour time unit	174.92	180.17	198.19		
1.28	Indoor Rink A- NP, Non Res, C&Y (CC) - Non-Prime	One hour time unit	88.01	90.65	99.72		
1.29	Indoor Rink B - NP, Non Res, C&Y (CC) - Prime	One hour time unit	147.42	151.84	167.02		
1.296	Outdoor-Parkland - (201 to 300) - All Groups / All Ages	Daily	120.65	124.27	124.27		
1.297	Outdoor-Parkland - (301 to 400) - All Groups / All Ages	Daily	149.46	153.94	153.94		
1.298	Outdoor-Parkland - (401 to 500) - All Groups / All Ages	Daily	214.44	220.87	220.87		
1.2985	Indoor Rink P - NP, Res, Adult (CA) - Prime	One hour time unit	275.04	283.29	283.29		



APPENDIX A

2012 RECOMMENDED INFLATIONARY ADJUSTED USER FEES

Ref. #	Program/Fee Description	Fee Basis	2011 Fee \$	Inflation Adjusted Fee \$	2012 Recommended Fee	Incremental Revenue Impact \$	Contact Person
1.301	Indoor Rink C - NP, Res, C&Y (CY) - Prime	One hour time unit	105.62	108.79	114.23		
1.3011	Indoor Rink C- NP, Res, C&Y (CY) - Non-Prime	One hour time unit	53.90	55.52	58.30		
1.3013	Indoor Rink C - NP, Non Res, C&Y (CC) - Prime	One hour time unit	140.82	145.04	159.54		
1.3014	Indoor Rink C- NP, Non Res, C&Y (CC) - Non-Prime	One hour time unit	71.51	73.66	81.03		
1.3015	Indoor Rink C - NP, Res, Adult (CA) - Prime	One hour time unit	193.63	199.44	199.44		
1.3016	Indoor Rink C - NP, Res, Adult (CA) - Non-Prime	One hour time unit	96.82	99.72	99.72		
1.3017	Indoor Rink C - Commercial (CM) - Prime	One hour time unit	235.44	242.50	242.50		
1.3018	Indoor Rink C - Commercial (CM) - Non-Prime	One hour time unit	118.82	122.38	122.38		
1.3019	Outdoor-Parkland - (501 to 600) - All Groups / All Ages	Daily	270.11	278.21	278.21		
1.302	Outdoor-Parkland - (601 to 2000) - All Groups / All Ages	Daily	383.91	395.43	395.43		
1.3043	Indoor Tennis (Bubble) - L'am Tennis - NP Student Fee Mon-Fri	One hour time unit	2.66	2.74	2.74		
1.3044	Indoor Tennis (Bubble) - L'am Tennis - Non-Prime/Jr Tournament	One hour time unit	5.30	5.46	5.46		
1.3045	Indoor Tennis (Bubble) - L'am Tennis -Prime In/Outdoor, NP Bubble	One hour time unit	8.49	8.74	8.74		
1.3046	Tennis L'Am Prime Hard Top Crt	One hour time unit	11.67	12.02	12.02		
1.3063	Outdoor-Rink Not-for-Profit/Resident/Children & Youth	One hour time unit	40.71	41.93	41.93		
1.3069	Indoor Rink P - TCDSB - Non Prime	One hour time unit	71.51	73.66	73.66		
1.307	Indoor Rink A - TCDSB - Non Prime	One hour time unit	67.11	69.12	69.12		
1.3071	Indoor Rink B - TCDSB - Non Prime	One hour time unit	57.21	58.93	58.93		
1.3072	Indoor Rink C - TCDSB - Non Prime	One hour time unit	53.90	55.52	55.52		
1.3074	Outdoor-Rink-TCDSB - AIR (Non-Prime) Ice Rental	One hour time unit	40.71	41.93	41.93		
1.3075	Tennis Seasonal Rental-No Lights (Prime)	Seasonal	61.60	63.45	63.45		
1.3076	Tennis Seasonal Club House Rental	Seasonal	61.60	63.45	63.45		
1.3077	Tennis Seasonal Rental - Lights (Prime)	Seasonal	495.07	509.92	509.92		
1.31	Indoor Rink B- NP, Non Res, C&Y (CC) - Non-Prime	One hour time unit	73.71	75.92	83.51		
1.3114	Room P - TDSB	One hour time unit	23.10	23.79	23.79		
1.3115	Room P - TCDSB	One hour time unit	40.71	41.93	41.93		
1.3116	Room P - Commercial/Private	One hour time unit	82.51	84.99	84.99		
1.3117	Room P - NP, Res, C&Y	One hour time unit	40.71	41.93	41.93		
1.3118	Room P - NP, Res, Adult	One hour time unit	40.71	41.93	41.93		
1.3119	Room P - NP, Res, OA	One hour time unit	40.71	41.93	41.93		
1.312	Room P - NP, Non Res, C&Y	One hour time unit	61.60	63.45	63.45		
1.3121	Room P - NP, Non Res, Adult	One hour time unit	61.60	63.45	63.45		
1.3122	Room P - NP, Non Res, OA	One hour time unit	61.60	63.45	63.45		
1.3123	Room A - TDSB	One hour time unit	13.34	13.74	13.74		
1.3124	Room A - TCDSB	One hour time unit	8.81	9.07	9.07		
1.3125	Room A - Commercial/Private	One hour time unit	49.51	51.00	51.00		
1.3126	Room A - NP, Res, C&Y	One hour time unit	8.81	9.07	9.07		



APPENDIX A

2012 RECOMMENDED INFLATIONARY ADJUSTED USER FEES

Ref. #	Program/Fee Description	Fee Basis	2011 Fee \$	Inflation Adjusted Fee \$	2012 Recommended Fee	Incremental Revenue Impact \$	Contact Person
1.3127	Room A - NP, Res, Adult	One hour time unit	24.19	24.92	24.92		
1.3128	Room A - NP, Res, OA	One hour time unit	12.10	12.46	12.46		
1.3129	Room A - NP, Non Res, C&Y	One hour time unit	24.19	24.92	24.92		
1.313	Room A - NP, Non Res, Adult	One hour time unit	49.51	51.00	51.00		
1.3131	Room A - NP, Non Res, OA	One hour time unit	24.19	24.92	24.92		
1.3132	Room B - TDSB	One hour time unit	9.90	10.20	10.20		
1.3134	Room B - Commercial/Private	One hour time unit	37.41	38.53	38.53		
1.3136	Room B - NP, Res, Adult	One hour time unit	18.70	19.26	19.26		
1.3138	Room B - NP, Non Res, C&Y	One hour time unit	18.70	19.26	19.26		
1.3139	Room B - NP, Non Res, Adult	One hour time unit	37.41	38.53	38.53		
1.314	Room B - NP, Non Res, OA	One hour time unit	18.70	19.26	19.26		
1.3141	Room C - TDSB	One hour time unit	4.45	4.58	4.58		
1.3143	Room C - Commercial/Private	One hour time unit	24.19	24.92	24.92		
1.3145	Room C - NP, Res, Adult	One hour time unit	12.10	12.46	12.46		
1.3147	Room C - NP, Non Res, C&Y	One hour time unit	12.10	12.46	12.46		
1.3148	Room C - NP, Non Res, Adult	One hour time unit	24.19	24.92	24.92		
1.3149	Room C - NP, Non Res, OA	One hour time unit	12.10	12.46	12.46		
1.315	Kitchen P - TDSB	One hour time unit	23.10	23.79	23.79		
1.3151	Kitchen P - TCDSB	One hour time unit	37.41	38.53	38.53		
1.3152	Kitchen P - Commercial/Private	One hour time unit	73.71	75.92	75.92		
1.3153	Kitchen P - NP, Res, C&Y	One hour time unit	37.41	38.53	38.53		
1.3154	Kitchen P - NP, Res, Adult	One hour time unit	37.41	38.53	38.53		
1.3155	Kitchen P - NP, Res, OA	One hour time unit	37.41	38.53	38.53		
1.3156	Kitchen P - NP, Non Res, C&Y	One hour time unit	56.11	57.79	57.79		
1.3157	Kitchen P - NP, Non Res, Adult	One hour time unit	56.11	57.79	57.79		
1.3158	Kitchen P - NP, Non Res, OA	One hour time unit	56.11	57.79	57.79		
1.3159	Kitchen A - TDSB	One hour time unit	14.30	14.73	14.73		
1.316	Kitchen A - TCDSB	One hour time unit	12.10	12.46	12.46		
1.3161	Kitchen A - Commercial/Private	One hour time unit	49.51	51.00	51.00		
1.3162	Kitchen A - NP, Res, C&Y	One hour time unit	12.10	12.46	12.46		
1.3163	Kitchen A - NP, Res, Adult	One hour time unit	24.19	24.92	24.92		
1.3164	Kitchen A - NP, Res, OA	One hour time unit	12.10	12.46	12.46		
1.3165	Kitchen A - NP, Non Res, C&Y	One hour time unit	24.19	24.92	24.92		
1.3166	Kitchen A - NP, Non Res, Adult	One hour time unit	49.51	51.00	51.00		
1.3167	Kitchen A - NP, Non Res, OA	One hour time unit	24.19	24.92	24.92		
1.3168	Kitchen B - TDSB	One hour time unit	9.90	10.20	10.20		
1.317	Kitchen B - Commercial/Private	One hour time unit	37.41	38.53	38.53		
1.3172	Kitchen B - NP, Res, Adult	One hour time unit	18.70	19.26	19.26		
1.3174	Kitchen B - NP, Non Res, C&Y	One hour time unit	18.70	19.26	19.26		
1.3175	Kitchen B - NP, Non Res, Adult	One hour time unit	37.41	38.53	38.53		



APPENDIX A

2012 RECOMMENDED INFLATIONARY ADJUSTED USER FEES

Ref. #	Program/Fee Description	Fee Basis	2011 Fee \$	Inflation Adjusted Fee \$	2012 Recommended Fee	Incremental Revenue Impact \$	Contact Person
1.3176	Kitchen B - NP, Non Res, OA	One hour time unit	18.70	19.26	19.26		
1.3177	Kitchen C - TDSB	One hour time unit	4.45	4.58	4.58		
1.3179	Kitchen C - Commercial/Private	One hour time unit	24.19	24.92	24.92		
1.3181	Kitchen C - NP, Res, Adult	One hour time unit	6.60	6.80	6.80		
1.3183	Kitchen C - NP, Non Res, C&Y	One hour time unit	12.10	12.46	12.46		
1.3184	Kitchen C - NP, Non Res, Adult	One hour time unit	24.19	24.92	24.92		
1.3185	Kitchen C - NP, Non Res, OA	One hour time unit	12.10	12.46	12.46		
1.3186	Sport Field P - TDSB	One hour time unit	39.60	40.79	40.79		
1.3187	Sport Field P - TCDSB	One hour time unit	39.60	40.79	40.79		
1.3188	Sport Field P - Commercial/All Ages	One hour time unit	39.60	40.79	40.79		
1.3189	Sport Field P - NP, Res, C&Y	One hour time unit	39.60	40.79	40.79		
1.319	Sport Field P - NP, Res, Adult	One hour time unit	39.60	40.79	40.79		
1.3191	Sport Field P - NP, Res, OA	One hour time unit	39.60	40.79	40.79		
1.3192	Sport Field P - NP, Non Res, C&Y	One hour time unit	39.60	40.79	40.79		
1.3193	Sport Field P - NP, Non Res, Adult	One hour time unit	39.60	40.79	40.79		
1.3194	Sport Field P - NP, Non Res, OA	One hour time unit	39.60	40.79	40.79		
1.3195	Sport Field A - TDSB	One hour time unit	12.10	12.46	12.46		
1.3197	Sport Field A - Commercial/Private	One hour time unit	31.90	32.86	32.86		
1.3199	Sport Field A - NP, Res, Adult	One hour time unit	26.41	27.20	27.20		
1.32	Sport Field A - NP, Res, OA	One hour time unit	13.19	13.59	13.59		
1.3201	Sport Field A - NP, Non Res, C&Y	One hour time unit	26.41	27.20	27.20		
1.3202	Sport Field A - NP, Non Res, Adult	One hour time unit	26.41	27.20	27.20		
1.3203	Sport Field A - NP, Non Res, OA	One hour time unit	26.41	27.20	27.20		
1.3204	Sport Field B - TDSB	One hour time unit	12.10	12.46	12.46		
1.3206	Sport Field B - Commercial/Private	One hour time unit	16.51	17.01	17.01		
1.3208	Sport Field B - NP, Res, Adult	One hour time unit	13.19	13.59	13.59		
1.3209	Sport Field B - NP, Res, OA	One hour time unit	6.60	6.80	6.80		
1.321	Sport Field B - NP, Non Res, C&Y	One hour time unit	13.19	13.59	13.59		
1.3211	Sport Field B - NP, Non Res, Adult	One hour time unit	13.19	13.59	13.59		
1.3212	Sport Field B - NP, Non Res, OA	One hour time unit	13.19	13.59	13.59		
1.3213	Sport Field C - TDSB	One hour time unit	12.10	12.46	12.46		
1.3215	Sport Field C - Commercial/Private	One hour time unit	7.70	7.93	7.93		
1.3217	Sport Field C - NP, Res, Adult	One hour time unit	6.60	6.80	6.80		
1.3218	Sport Field C - NP, Res, OA	One hour time unit	3.30	3.40	3.40		
1.3219	Sport Field C - NP, Non Res, C&Y	One hour time unit	6.60	6.80	6.80		
1.322	Sport Field C - NP, Non Res, Adult	One hour time unit	6.60	6.80	6.80		
1.3221	Sport Field C - NP, Non Res, OA	One hour time unit	6.60	6.80	6.80		
1.3222	Indoor Dry Pad P - TDSB	One hour time unit	86.91	89.52	89.52		
1.3223	Indoor Dry Pad P - TCDSB	One hour time unit	86.91	89.52	89.52		
1.3224	Indoor Dry Pad P - Commercial/Private	One hour time unit	160.62	165.44	165.44		



APPENDIX A

2012 RECOMMENDED INFLATIONARY ADJUSTED USER FEES

Ref. #	Program/Fee Description	Fee Basis	2011 Fee \$	Inflation Adjusted Fee \$	2012 Recommended Fee	Incremental Revenue Impact \$	Contact Person
1.3225	Indoor Dry Pad P - NP, Res, C&Y	One hour time unit	86.91	89.52	89.52		
1.3226	Indoor Dry Pad P - NP, Res, Adult	One hour time unit	86.91	89.52	89.52		
1.3227	Indoor Dry Pad P - NP, Res, OA	One hour time unit	86.91	89.52	89.52		
1.3228	Indoor Dry Pad P - NP, Non Res, C&Y	One hour time unit	136.42	140.51	140.51		
1.3229	Indoor Dry Pad P - NP, Non Res, Adult	One hour time unit	136.42	140.51	140.51		
1.323	Indoor Dry Pad P - NP, Non Res, OA	One hour time unit	136.42	140.51	140.51		
1.3231	Indoor Dry Pad A - TDSB	One hour time unit	61.60	63.45	63.45		
1.3232	Indoor Dry Pad A - TCDSB	One hour time unit	61.60	63.45	63.45		
1.3233	Indoor Dry Pad A - Commercial/Private	One hour time unit	136.42	140.51	140.51		
1.3234	Indoor Dry Pad A - NP, Res, C&Y	One hour time unit	61.60	63.45	63.45		
1.3235	Indoor Dry Pad A - NP, Res, Adult	One hour time unit	73.71	75.92	75.92		
1.3236	Indoor Dry Pad A - NP, Res, OA	One hour time unit	61.60	63.45	63.45		
1.3237	Indoor Dry Pad A - NP, Non Res, C&Y	One hour time unit	73.71	75.92	75.92		
1.3238	Indoor Dry Pad A - NP, Non Res, Adult	One hour time unit	123.21	126.91	126.91		
1.3239	Indoor Dry Pad A - NP, Non Res, OA	One hour time unit	73.71	75.92	75.92		
1.324	Indoor Dry Pad B - TDSB	One hour time unit	56.11	57.79	57.79		
1.3241	Indoor Dry Pad B - TCDSB	One hour time unit	56.11	57.79	57.79		
1.3242	Indoor Dry Pad B - Commercial/Private	One hour time unit	129.82	133.71	133.71		
1.3243	Indoor Dry Pad B - NP, Res, C&Y	One hour time unit	56.11	57.79	57.79		
1.3244	Indoor Dry Pad B - NP, Res, Adult	One hour time unit	68.21	70.26	70.26		
1.3245	Indoor Dry Pad B - NP, Res, OA	One hour time unit	56.11	57.79	57.79		
1.3246	Indoor Dry Pad B - NP, Non Res, C&Y	One hour time unit	68.21	70.26	70.26		
1.3247	Indoor Dry Pad B - NP, Non Res, Adult	One hour time unit	92.41	95.18	95.18		
1.3248	Indoor Dry Pad B - NP, Non Res, OA	One hour time unit	68.21	70.26	70.26		
1.3249	Indoor Dry Pad C - TDSB	One hour time unit	49.51	51.00	51.00		
1.325	Indoor Dry Pad C - TCDSB	One hour time unit	49.51	51.00	51.00		
1.3251	Indoor Dry Pad C - Commercial/Private	One hour time unit	123.21	126.91	126.91		
1.3252	Indoor Dry Pad C - NP, Res, C&Y	One hour time unit	49.51	51.00	51.00		
1.3253	Indoor Dry Pad C - NP, Res, Adult	One hour time unit	61.60	63.45	63.45		
1.3254	Indoor Dry Pad C - NP, Res, OA	One hour time unit	49.51	51.00	51.00		
1.3255	Indoor Dry Pad C - NP, Non Res, C&Y	One hour time unit	61.60	63.45	63.45		
1.3256	Indoor Dry Pad C - NP, Non Res, Adult	One hour time unit	61.60	63.45	63.45		
1.3257	Indoor Dry Pad C - NP, Non Res, OA	One hour time unit	61.60	63.45	63.45		
1.3267	Outdoor-Dry Pad - A - TDSB	One hour time unit	8.81	9.07	9.07		
1.3268	Outdoor-Dry Pad - A - TCDSB	One hour time unit	8.81	9.07	9.07		
1.3269	Outdoor-Dry Pad - A - Commercial/All Ages	One hour time unit	61.60	63.45	63.45		
1.3271	Outdoor-Dry Pad - A - Not-for-Profit/Resident/Adult	One hour time unit	18.70	19.26	19.26		
1.3272	Outdoor-Dry Pad - A - Not-for-Profit/Resident/Older Adult	One hour time unit	8.81	9.07	9.07		
1.3273	Outdoor-Dry Pad - A - Not-for-Profit/Non-Resident/Children & Youth	One hour time unit	12.10	12.46	12.46		



APPENDIX A

2012 RECOMMENDED INFLATIONARY ADJUSTED USER FEES

Ref. #	Program/Fee Description	Fee Basis	2011 Fee \$	Inflation Adjusted Fee \$	2012 Recommended Fee	Incremental Revenue Impact \$	Contact Person
1.3274	Outdoor-Dry Pad - A - Not-for-Profit/Non-Resident/Adult	One hour time unit	24.19	24.92	24.92		
1.3275	Outdoor-Dry Pad - A - Not-for-Profit/Non-Resident/Older Adult	One hour time unit	12.10	12.46	12.46		
1.3285	Outdoor-Dry Pad - C - TDSB	One hour time unit	8.81	9.07	9.07		
1.3286	Outdoor-Dry Pad - C - TCDSB	One hour time unit	8.81	9.07	9.07		
1.3287	Outdoor-Dry Pad - C - Commercial/All Ages	One hour time unit	61.60	63.45	63.45		
1.3289	Outdoor-Dry Pad - C - Not-for-Profit/Resident/Adult	One hour time unit	18.70	19.26	19.26		
1.329	Outdoor-Dry Pad - C - Not-for-Profit/Resident/Older Adult	One hour time unit	8.81	9.07	9.07		
1.3291	Outdoor-Dry Pad - C - Not-for-Profit/Non-Resident/Children & Youth	One hour time unit	12.10	12.46	12.46		
1.3292	Outdoor-Dry Pad - C - Not-for-Profit/Non-Resident/Adult	One hour time unit	24.19	24.92	24.92		
1.3293	Outdoor-Dry Pad - C - Not-for-Profit/Non-Resident/Older Adult	One hour time unit	12.10	12.46	12.46		
1.3384	Outdoor Parkland -Lawn Bowling	Seasonal	2912.62	3000.00	3000.00		
1.35	Indoor Rink A - NP, Res, Adult (CA) - Prime	One hour time unit	237.63	244.76	244.76		
1.3527	Pool A - Commercial/Private	One hour time unit	111.12	114.45	114.45		
1.3528	Pool B - Commercial/Private	One hour time unit	83.61	86.12	86.12		
1.3529	Pool C - Com/Private/Non Res-AD/CY/OA	One hour time unit	62.71	64.59	64.59		
1.3531	Pool P - Commercial/Private	One hour time unit	167.22	172.24	172.24		
1.3532	Pool A - NP, Non Res, Adult	One hour time unit	86.91	89.52	89.52		
1.3533	Pool B - NP, Non Res, Adult	One hour time unit	64.91	66.86	66.86		
1.3535	Pool P - NP, Non Res, Adult	One hour time unit	145.22	149.58	149.58		
1.3536	Pool A - NP, Non Res, C&Y	One hour time unit	74.82	77.06	77.06		
1.3537	Pool B - NP, Non Res, C&Y	One hour time unit	56.11	57.79	57.79		
1.3539	Pool P - NP, Non Res, C&Y	One hour time unit	133.12	137.11	137.11		
1.354	Pool A - NP, Non Res, OA	One hour time unit	74.82	77.06	77.06		
1.3541	Pool B - NP, Non Res, OA	One hour time unit	56.11	57.79	57.79		
1.3542	Pool P - NP, Non Res, OA	One hour time unit	133.12	137.11	137.11		
1.3543	Pool A - NP, Res, Adult	One hour time unit	69.31	71.39	71.39		
1.3544	Pool B - NP, Res, Adult	One hour time unit	51.71	53.26	53.26		
1.3545	Pool P - NP, Res, Adult	One hour time unit	122.12	125.78	125.78		
1.3546	Pool A - NP, Res, C&Y	One hour time unit	49.51	51.00	51.00		
1.3547	Pool B - NP, Res, C&Y	One hour time unit	37.41	38.53	38.53		
1.3548	Pool P - NP, Res, C&Y	One hour time unit	111.12	114.45	114.45		
1.3549	Pool A - NP, Res, OA	One hour time unit	49.51	51.00	51.00		
1.355	Pool B - NP, Res, OA	One hour time unit	37.41	38.53	38.53		
1.3551	Pool P - NP, Res, OA	One hour time unit	111.12	114.45	114.45		
1.3552	Pool A - TCDSB	One hour time unit	49.51	51.00	51.00		
1.3553	Pool P - TCDSB	One hour time unit	111.12	114.45	114.45		
1.3554	Pool A - TDSB	One hour time unit	49.51	51.00	51.00		
1.3555	Pool P - TDSB	One hour time unit	111.12	114.45	114.45		
1.37	Indoor Rink A - NP, Res, Adult (CA) - Non-Prime	One hour time unit	119.91	123.51	123.51		



APPENDIX A

2012 RECOMMENDED INFLATIONARY ADJUSTED USER FEES

Ref. #	Program/Fee Description	Fee Basis	2011 Fee \$	Inflation Adjusted Fee \$	2012 Recommended Fee	Incremental Revenue Impact \$	Contact Person
1.378	Pool A - Commercial/Private (1/4)	One hour time unit	27.78	28.61	28.61		
1.3781	Pool A - Commercial/Private (6L)	One hour time unit	18.51	19.07	19.07		
1.3782	Pool A - NP, Non Res, Adult (1/4)	One hour time unit	21.72	22.37	22.37		
1.3783	Pool A - NP, Non Res, Adult (6L)	One hour time unit	14.49	14.92	14.92		
1.3784	Pool A - NP, Non Res, C&Y (1/4)	One hour time unit	18.70	19.26	19.26		
1.3785	Pool A - NP, Non Res, C&Y (6L)	One hour time unit	12.46	12.83	12.83		
1.3786	Pool A - NP, Non Res, OA (1/4)	One hour time unit	18.70	19.26	19.26		
1.3787	Pool A - NP, Non Res, OA (6L)	One hour time unit	12.46	12.83	12.83		
1.3788	Pool A - NP, Res, Adult (1/4)	One hour time unit	17.32	17.84	17.84		
1.3789	Pool A - NP, Res, Adult (6L)	One hour time unit	11.56	11.91	11.91		
1.379	Pool A - NP, Res, C&Y (1/4)	One hour time unit	12.38	12.75	12.75		
1.3791	Pool A - NP, Res, C&Y (6L)	One hour time unit	8.25	8.50	8.50		
1.3792	Pool A - NP, Res, OA (1/4)	One hour time unit	12.38	12.75	12.75		
1.3793	Pool A - NP, Res, OA (6L)	One hour time unit	8.25	8.50	8.50		
1.3794	Pool A - TCDSB (1/4)	One hour time unit	12.38	12.75	12.75		
1.3795	Pool A - TCDSB (6L)	One hour time unit	8.25	8.50	8.50		
1.3796	Pool A - TDSB (1/4)	One hour time unit	12.38	12.75	12.75		
1.3797	Pool A - TDSB (6L)	One hour time unit	8.25	8.50	8.50		
1.3798	Pool B - Commercial/Private (1/4)	One hour time unit	20.90	21.53	21.53		
1.3799	Pool B - NP, Non Res, Adult (1/4)	One hour time unit	16.23	16.72	16.72		
1.38	Pool B - NP, Non Res, C&Y(1/4)	One hour time unit	14.03	14.45	14.45		
1.3802	Pool B - NP, Non Res, OA (1/4)	One hour time unit	14.03	14.45	14.45		
1.3803	Pool B - NP, Res, Adult (1/4)	One hour time unit	12.93	13.32	13.32		
1.3804	Pool B - NP, Res, C&Y (1/4)	One hour time unit	9.34	9.62	9.62		
1.3805	Pool B - NP, Res, OA (1/4)	One hour time unit	9.34	9.62	9.62		
1.3806	Pool C - NP, Res C&Y/AD/OA	One hour time unit	56.11	57.79	57.79		
1.3807	Pool P - Commercial/Private (1/2)	One hour time unit	83.61	86.12	86.12		
1.3808	Pool P - Commercial/Private (1/4)	One hour time unit	41.81	43.06	43.06		
1.3809	Pool P - Commercial/Private (LCL)	One hour time unit	20.90	21.53	21.53		
1.381	Pool P - Commercial/Private (SCL)	One hour time unit	10.45	10.76	10.76		
1.3811	Pool P - NP, Non Res, Adult (1/2)	One hour time unit	72.60	74.78	74.78		
1.3812	Pool P - NP, Non Res, Adult (1/4)	One hour time unit	36.31	37.40	37.40		
1.3813	Pool P - NP, Non Res, Adult (LCL)	One hour time unit	18.15	18.69	18.69		
1.3814	Pool P - NP, Non Res, Adult (SCL)	One hour time unit	9.08	9.35	9.35		
1.3815	Pool P - NP, Non Res, C&Y (1/2)	One hour time unit	66.56	68.56	68.56		
1.3816	Pool P - NP, Non Res, C&Y (1/4)	One hour time unit	33.28	34.28	34.28		
1.3817	Pool P - NP, Non Res, C&Y(LCL)	One hour time unit	16.64	17.14	17.14		
1.3818	Pool P - NP, Non Res, C&Y(SCL)	One hour time unit	8.32	8.57	8.57		
1.3819	Pool P - NP, Non Res, OA (1/2)	One hour time unit	66.56	68.56	68.56		
1.382	Pool P - NP, Non Res, OA (1/4)	One hour time unit	33.28	34.28	34.28		



APPENDIX A

2012 RECOMMENDED INFLATIONARY ADJUSTED USER FEES

Ref. #	Program/Fee Description	Fee Basis	2011 Fee \$	Inflation Adjusted Fee \$	2012 Recommended Fee	Incremental Revenue Impact \$	Contact Person
1.3821	Pool P - NP, Non Res, OA (LCL)	One hour time unit	16.64	17.14	17.14		
1.3822	Pool P - NP, Non Res, OA (SCL)	One hour time unit	8.32	8.57	8.57		
1.3823	Pool P - NP, Res, Adult (1/2)	One hour time unit	61.06	62.89	62.89		
1.3824	Pool P - NP, Res, Adult (1/4)	One hour time unit	30.53	31.45	31.45		
1.3825	Pool P - NP, Res, Adult (LCL)	One hour time unit	15.26	15.72	15.72		
1.3826	Pool P - NP, Res, Adult (SCL)	One hour time unit	7.64	7.87	7.87		
1.3827	Pool P - NP, Res, C&Y (1/2)	One hour time unit	55.56	57.23	57.23		
1.3828	Pool P - NP, Res, C&Y (1/4)	One hour time unit	27.78	28.61	28.61		
1.3829	Pool P - NP, Res, C&Y (LCL)	One hour time unit	13.89	14.31	14.31		
1.383	Pool P - NP, Res, C&Y (SCL)	One hour time unit	6.94	7.15	7.15		
1.3831	Pool P - NP, Res, OA (1/2)	One hour time unit	55.56	57.23	57.23		
1.3832	Pool P - NP, Res, OA (1/4)	One hour time unit	27.78	28.61	28.61		
1.3833	Pool P - NP, Res, OA (LCL)	One hour time unit	13.89	14.31	14.31		
1.3834	Pool P - NP, Res, OA (SCL)	One hour time unit	6.94	7.15	7.15		
1.3835	Pool P - TCDSB (1/2)	One hour time unit	55.56	57.23	57.23		
1.3836	Pool P - TCDSB (1/4)	One hour time unit	27.78	28.61	28.61		
1.3837	Pool P - TCDSB (LCL)	One hour time unit	13.89	14.31	14.31		
1.3838	Pool P - TCDSB (SCL)	One hour time unit	6.94	7.15	7.15		
1.3839	Pool P - TDSB (1/2)	One hour time unit	55.56	57.23	57.23		
1.384	Pool P - TDSB (1/4)	One hour time unit	27.78	28.61	28.61		
1.3841	Pool P - TDSB (LCL)	One hour time unit	13.89	14.31	14.31		
1.3842	Pool P - TDSB (SCL)	One hour time unit	6.94	7.15	7.15		
1.388	Pool B- TCDSB	One hour time unit	37.41	38.53	38.53		
1.3881	Pool B- TCDSB (1/4)	One hour time unit	9.34	9.62	9.62		
1.3882	Pool B- TDSB	One hour time unit	37.41	38.53	38.53		
1.3883	Pool B - TDSB (1/4)	One hour time unit	9.34	9.62	9.62		
1.3884	Pool C- TCDSB	One hour time unit	37.41	38.53	38.53		
1.3885	Pool C- TDSB	One hour time unit	37.41	38.53	38.53		
1.4	Indoor Rink A - NP, Res, C&Y (CY) - Non-Prime	Per Hour	67.11	69.12	72.58		
1.4032	Outdoor-Parkland - (200) - Not-for-Profit/ Resident/Adult & Older Adult	Daily	73.36	75.56	75.56		
1.4033	Outdoor-Parkland - (201 to 300) - Not-for-Profit/ Resident/Adult & Older Adult	Daily	120.65	124.27	124.27		
1.4035	Outdoor-Parkland - (301 to 400) - Not-for-Profit/ Resident/Adult & Older Adult	Daily	149.46	153.94	153.94		
1.4036	Outdoor-Parkland - (401 to 500) - Not-for-Profit/ Resident/Adult & Older Adult	Daily	214.44	220.87	220.87		
1.4037	Outdoor-Parkland - (501 to 600) - Not-for-Profit/ Resident/Adult & Older Adult	Daily	270.11	278.21	278.21		



APPENDIX A

2012 RECOMMENDED INFLATIONARY ADJUSTED USER FEES

Ref. #	Program/Fee Description	Fee Basis	2011 Fee \$	Inflation Adjusted Fee \$	2012 Recommended Fee	Incremental Revenue Impact \$	Contact Person
1.4038	Outdoor-Parkland - (601 to 2000) - Not-for-Profit/ Resident/Adult & Older Adult	Daily	383.91	395.43	395.43		
1.4039	Outdoor-Parkland - (201 to 1000) - Not-for-Profit/ Resident/Adult & Older Adult	Daily	383.91	395.43	395.43		
1.404	Outdoor-Parkland - (10000) - Not-for-Profit/ Resident/Adult & Older Adult	Daily	383.91	395.43	395.43		
1.4041	Outdoor-Parkland - (201 to 1000) - All Groups / All Ages	Daily	383.91	395.43	395.43		
1.4042	Outdoor-Parkland - (10000+) - All Groups / All Ages	Daily	383.91	395.43	395.43		
1.41	Indoor Rink B - NP, Res, Adult (CA) - Non-Prime	One hour time unit	100.12	103.12	103.12		
1.42	Indoor Rink A - Commercial (CM) - Prime	One hour time unit	289.34	298.02	298.02		
1.4285	Pool C - NP, Non Res, C&Y/AD	One hour time unit	54.48	56.11	56.11		
1.4332	Outdoor-Parkland - Stadium - Commercial Private	One hour time unit	175.10	180.35	180.35		
1.4333	Outdoor-Parkland - Stadium - Non Resident-Adult	One hour time unit	175.10	180.35	180.35		
1.4334	Outdoor-Parkland - Stadium - Non Resident-Child & Yth	One hour time unit	175.10	180.35	180.35		
1.4335	Outdoor-Parkland - Stadium - Non Resident-Older Adult	One hour time unit	175.10	180.35	180.35		
1.4337	Outdoor-Parkland - Stadium - Resident Adult	One hour time unit	144.20	148.53	148.53		
1.4338	Outdoor-Parkland - Stadium - Resident-Children & Youth	One hour time unit	113.30	116.70	116.70		
1.434	Outdoor-Parkland - Stadium - Resident-Older Adult	One hour time unit	144.20	148.53	148.53		
1.4341	Outdoor-Parkland - Stadium - TCDSB	One hour time unit	113.30	116.70	116.70		
1.4342	Outdoor-Parkland - Stadium - TDSB	One hour time unit	113.30	116.70	116.70		
1.4343	Outdoor-Parkland (Track&Field) - Equipment - All Groups / All Ages	One hour time unit	71.59	73.74	73.74		
1.4344	Outdoor-Parkland (Track&Field) -No Equipment - All Groups / All Ages	One hour time unit	84.98	87.53	87.53		
1.4382	Outdoor Parkland - Showmobile-All districts	Daily	2069.26	2131.34	2131.34		
1.44	Indoor Rink A - Commercial (CM) - Non-Prime	One hour time unit	145.22	149.58	149.58		
1.4442	Indoor-Gym - A -Prime - TDSB	One hour time unit	50.88	52.41	52.41		
1.4443	Indoor-Gym - A -Prime - TCDSB	One hour time unit	30.24	31.15	31.15		
1.4444	Indoor-Gym - A -Prime - Commercial/All Ages	One hour time unit	154.02	158.64	158.64		
1.4445	Indoor-Gym - A -Prime - Not-for-Profit/Resident/Children & Youth	One hour time unit	30.24	31.15	31.15		
1.4446	Indoor-Gym - A -Prime - Not-for-Profit/Resident/Adult	One hour time unit	61.89	63.75	63.75		
1.4447	Indoor-Gym - A -Prime - Not-for-Profit/Resident/Older Adult	One hour time unit	30.24	31.15	31.15		
1.4448	Indoor-Gym - A -Prime - Not-for-Profit/Non-Resident/Children & Youth	One hour time unit	61.89	63.75	63.75		
1.4449	Indoor-Gym - A -Prime - Not-for-Profit/Non-Resident/Adult	One hour time unit	123.76	127.47	127.47		
1.445	Indoor-Gym - A -Prime - Not-for-Profit/Non-Resident/Older Adult	One hour time unit	61.89	63.75	63.75		
1.4451	Indoor-Gym - B -Prime - TDSB	One hour time unit	35.75	36.82	36.82		
1.4452	Indoor-Gym - B -Prime - TCDSB	One hour time unit	15.13	15.58	15.58		



APPENDIX A

2012 RECOMMENDED INFLATIONARY ADJUSTED USER FEES

Ref. #	Program/Fee Description	Fee Basis	2011 Fee \$	Inflation Adjusted Fee \$	2012 Recommended Fee	Incremental Revenue Impact \$	Contact Person
1.4453	Indoor-Gym - B -Prime - Commercial/All Ages	One hour time unit	115.51	118.98	118.98		
1.4454	Indoor-Gym - B -Prime - Not-for-Profit/Resident/Children & Youth	One hour time unit	15.13	15.58	15.58		
1.4455	Indoor-Gym - B -Prime - Not-for-Profit/Resident/Adult	One hour time unit	46.76	48.16	48.16		
1.4456	Indoor-Gym - B -Prime - Not-for-Profit/Resident/Older Adult	One hour time unit	23.38	24.08	24.08		
1.4457	Indoor-Gym - B -Prime - Not-for-Profit/Non-Resident/Children & Youth	One hour time unit	46.76	48.16	48.16		
1.4458	Indoor-Gym - B -Prime - Not-for-Profit/Non-Resident/Adult	One hour time unit	92.13	94.89	94.89		
1.4459	Indoor-Gym - B -Prime - Not-for-Profit/Non-Resident/Older Adult	One hour time unit	46.76	48.16	48.16		
1.446	Indoor-Gym - C -Prime - TDSB	One hour time unit	17.87	18.41	18.41		
1.4462	Indoor-Gym - C -Prime - TCDSB	One hour time unit	8.25	8.50	8.50		
1.4463	Indoor-Gym - C -Prime - Commercial/All Ages	One hour time unit	92.13	94.89	94.89		
1.4464	Indoor-Gym - C -Prime - Not-for-Profit/Resident/Children & Youth	One hour time unit	8.25	8.50	8.50		
1.4465	Indoor-Gym - C -Prime - Not-for-Profit/Resident/Adult	One hour time unit	30.24	31.15	31.15		
1.4466	Indoor-Gym - C -Prime - Not-for-Profit/Resident/Older Adult	One hour time unit	15.13	15.58	15.58		
1.4467	Indoor-Gym - C -Prime - Not-for-Profit/Non-Resident/Children & Youth	One hour time unit	30.24	31.15	31.15		
1.4468	Indoor-Gym - C -Prime - Not-for-Profit/Non-Resident/Adult	One hour time unit	61.89	63.75	63.75		
1.4469	Indoor-Gym - C -Prime - Not-for-Profit/Non-Resident/Older Adult	One hour time unit	30.24	31.15	31.15		
1.4493	Indoor-Gym - A -NonPrime - TDSB	One hour time unit	40.71	41.93	41.93		
1.4494	Indoor-Gym - A -NonPrime - TCDSB	One hour time unit	24.19	24.92	24.92		
1.4495	Indoor-Gym - A -NonPrime - Commercial/All Ages	One hour time unit	123.21	126.91	126.91		
1.4496	Indoor-Gym - A -NonPrime - Not-for-Profit/Resident/Children & Youth	One hour time unit	24.19	24.92	24.92		
1.4499	Indoor-Gym - A -NonPrime - Not-for-Profit/Resident/Adult	One hour time unit	49.51	51.00	51.00		
1.45	Indoor-Gym - A -NonPrime - Not-for-Profit/Resident/Older Adult	One hour time unit	24.19	24.92	24.92		
1.4501	Indoor-Gym - A -NonPrime - Not-for-Profit/Non-Resident/Children & Youth	One hour time unit	49.51	51.00	51.00		
1.4502	Indoor-Gym - A -NonPrime - Not-for-Profit/Non-Resident/Adult	One hour time unit	99.01	101.98	101.98		
1.4503	Indoor-Gym - A -NonPrime - Not-for-Profit/Non-Resident/Older Adult	One hour time unit	49.51	51.00	51.00		
1.4504	Indoor-Gym - B - NonPrime - TDSB	One hour time unit	28.60	29.46	29.46		
1.4505	Indoor-Gym - B - NonPrime - TCDSB	One hour time unit	12.10	12.46	12.46		
1.4506	Indoor-Gym - B - NonPrime - Commercial/All Ages	One hour time unit	92.41	95.18	95.18		
1.4507	Indoor-Gym - B - NonPrime - Not-for-Profit/Resident/Children & Youth	One hour time unit	12.10	12.46	12.46		



APPENDIX A

2012 RECOMMENDED INFLATIONARY ADJUSTED USER FEES

Ref. #	Program/Fee Description	Fee Basis	2011 Fee \$	Inflation Adjusted Fee \$	2012 Recommended Fee	Incremental Revenue Impact \$	Contact Person
1.4508	Indoor-Gym - B - NonPrime - Not-for-Profit/Resident/Adult	One hour time unit	37.41	38.53	38.53		
1.4509	Indoor-Gym - B - NonPrime - Not-for-Profit/Resident/Older Adult	One hour time unit	18.70	19.26	19.26		
1.451	Indoor-Gym - B - NonPrime - Not-for-Profit/Non-Resident/Children & Youth	One hour time unit	37.41	38.53	38.53		
1.4511	Indoor-Gym - B - NonPrime - Not-for-Profit/Non-Resident/Adult	One hour time unit	73.71	75.92	75.92		
1.4512	Indoor-Gym - B - NonPrime - Not-for-Profit/Non-Resident/Older Adult	One hour time unit	37.41	38.53	38.53		
1.4513	Indoor-Gym - C - Non-Prime - TDSB	One hour time unit	14.30	14.73	14.73		
1.4514	Indoor-Gym - C - Non-Prime - TCDSB	One hour time unit	6.60	6.80	6.80		
1.4515	Indoor-Gym - C - Non-Prime - Commercial/All Ages	One hour time unit	73.71	75.92	75.92		
1.4516	Indoor-Gym - C - Non-Prime - Not-for-Profit/Resident/Children & Youth	One hour time unit	6.60	6.80	6.80		
1.4517	Indoor-Gym - C - Non-Prime - Not-for-Profit/Resident/Adult	One hour time unit	24.19	24.92	24.92		
1.4518	Indoor-Gym - C - Non-Prime - Not-for-Profit/Resident/Older Adult	One hour time unit	12.10	12.46	12.46		
1.4519	Indoor-Gym - C - Non-Prime - Not-for-Profit/Non-Resident/Children & Youth	One hour time unit	24.19	24.92	24.92		
1.452	Indoor-Gym - C - Non-Prime - Not-for-Profit/Non-Resident/Adult	One hour time unit	49.51	51.00	51.00		
1.4521	Indoor-Gym - C - Non-Prime - Not-for-Profit/Non-Resident/Older Adult	One hour time unit	24.19	24.92	24.92		
1.457	Outdoor-Rink Not-for-Profit/ Resident/Adult & Older Adult	One hour time unit	82.51	84.99	84.99		
1.4582	Curling Rink (Non Res Commercial) 1Sheet	Two hour time unit	98.00	100.94	100.94		
1.4583	Curling Rink (Not for Profit Res) 1Sheet	Two hour time unit	75.00	77.25	77.25		
1.4584	Curling Rink(TDSB)- 1 Sheet	Two hour time unit	80.00	82.40	82.40		
1.4585	Curling Rink (TCDSB) 1 Sheet	Two hour time unit	80.00	82.40	82.40		
1.4586	Curling Club Lounge Rental- All	One hour time unit	75.00	77.25	77.25		
1.4587	Curling Club Complex - All	7 hour time unit/Booking	854.95	880.60	880.60		
1.4588	Curling Rink-EY (Not for Profit RES)-1sh	Two hour time unit	41.59	42.84	42.84		
1.468	Indoor Rink P - Commercial (CM) - Prime	One hour time unit	293.75	302.56	302.56		
1.47	Indoor Rink P - Commercial (CM) - Non-Prime	One hour time unit	147.42	151.84	151.84		
1.471	Indoor Rink P - NP, Res, Adult (CA) - Non-Prime	One hour time unit	137.53	141.66	141.66		
1.473	Indoor Rink P - NP, Res, C&Y (CY) - Prime	One hour time unit	140.82	145.04	152.29		
1.4732	Arena - Pro Shop Rental - Commercial All Ages - A	Per Month	350.00	360.50	360.50		
1.4733	Arena - Pro Shop Rental - Commercial All Ages - B	Per Month	175.00	180.25	180.25		
1.4734	Outdoor-Parkland - Photo P All Groups / All Ages	One hour time unit	200.00	206.00	206.00		
1.4735	Outdoor-Parkland - Ceremony All Groups / All Ages	One hour time unit	150.00	154.50	154.50		
1.4738	Outdoor-Parkland - Photo A All Groups / All Ages	One hour time unit	140.00	144.20	144.20		



APPENDIX A

2012 RECOMMENDED INFLATIONARY ADJUSTED USER FEES

Ref. #	Program/Fee Description	Fee Basis	2011 Fee \$	Inflation Adjusted Fee \$	2012 Recommended Fee	Incremental Revenue Impact \$	Contact Person
1.4739	Outdoor-Parkland - Photo B All Groups / All Ages	One hour time unit	50.00	51.50	51.50		
1.474	Arena - Pro Shop Rental- Commercial All Ages - P	Per Month	700.00	721.00	721.00		
1.4741	Outdoor Parkland - Bocce (P) - Resident	One hour time unit	6.41	6.60	6.60		
1.4742	Outdoor Parkland - Bocce (P) - Commercial	One hour time unit	7.48	7.70	7.70		
1.4743	Outdoor Stall - B Commercial/All Ages	Daily/Stall	34.99	36.04	36.04		
1.475	Indoor Rink P - NP, Res, C&Y (CY) - Non-Prime	One hour time unit	71.51	73.66	77.34		
1.476	Indoor Rink P - NP, Non Res, Junior (CJ) - Prime	One hour time unit	212.32	218.69	251.49		
1.478	Indoor Rink P - NP, Non Res, Junior (CJ) - Non-Prime	One hour time unit	106.72	109.92	120.91		
1.4782	Tennis L'Am Non Prime Hard Top Crt	Per Participant	7.86	8.10	8.10		
1.4783	Tennis L'Am Non Prime Outdoor Crt	Per Participant	6.90	7.11	7.11		
1.4784	Tennis L'Am NP Bubble A Summer	Per Participant	11.67	12.02	12.02		
1.4785	Tennis L'Am NP Mem Bubble A Winter	Per Participant	8.81	9.07	9.07		
1.4788	Tennis L'Am NP Non Mem Bubble A Winter	Per Participant	13.81	14.22	14.22		
1.4789	Tennis L'Am Prime NonMem Bubble A Winter	Per Participant	18.57	19.13	19.13		
1.479	Indoor Rink P - NP, Non Res, C&Y (CC) - Prime	One hour time unit	181.53	186.98	205.68		
1.4791	Tennis L'Am Prime Mem Bubble A Winter	Per Participant	13.81	14.22	14.22		
1.4792	Tennis L'Am Prime Outdoor Court	Per Participant	9.76	10.05	10.05		
1.4793	Tennis L'Am Non Prime Hard Top-TDSB	Per Participant	7.86	8.10	8.10		
1.4794	Tennis L'Am NP Outdoor Crt -TDSB	Per Participant	6.90	7.11	7.11		
1.4795	Tennis L'Am NP Bubble A Summer-TDSB	Per Participant	11.67	12.02	12.02		
1.4796	Tennis L'Am NP NM A Bubble Winter-TDSB	Per Participant	13.81	14.22	14.22		
1.4797	Tennis L'Am NP M A Bubble Winter-TDSB	Per Participant	8.81	9.07	9.07		
1.4802	Tennis - Pro Shop Rental - P	Per Month	775.00	798.25	798.25		
1.4805	Tennis L'Am Prime Bubble A Summer	Per Participant	15.71	16.18	16.18		
1.481	Indoor Rink P - NP, Non Res, C&Y (CC) - Non-Prime	One hour time unit	91.31	94.05	103.46		
1.4832	Outdoor Stall - A Commercial/All Ages	Daily/Stall	42.77	44.05	44.05		
1.4833	Outdoor Stall - C Commercial/All Ages	Daily/Stall	29.41	30.29	30.29		
1.4882	Temporary Mobile Sings	Per Permit	17.70	18.23	18.23		
1.4982	Outdoor Parkland Volleyball Hourly	Hourly	22.12	22.78	22.78		
1.4983	Outdoor Parkland Volleyball - Tournament	Daily	22.12	22.78	22.78		
1.5	Island - 9-Day Camp 8-5 M-F YMCA per site	Per Site	24.30	25.03	25.03		
1.51	Island - 10 Day Camp Per Site Guides/Scouts	Per Site	12.10	12.46	12.46		
1.5132	Toronto Track & Fieldhouse Indoor -DAY	One hour time unit	863.48	889.38	889.38		
1.5182	Toronto Track & Field- Indoor Track NP	One hour time unit	141.77	146.02	146.02		
1.5185	Toronto Track & Field- Outdoor Track NP	One hour time unit	115.99	119.47	119.47		
1.5186	Toronto Track & Field-Indoor Track CP	One hour time unit	189.02	194.69	194.69		
1.5188	Toronto Track & Field-Outdoor Track CP	One hour time unit	141.77	146.02	146.02		
1.5189	Toronto Track & Field-Outdoor Track WD	One hour time unit	82.49	84.96	84.96		
1.519	Toronto Track & Field-Outdoor Track WKD	One hour time unit	91.08	93.81	93.81		
1.5191	Toronto Track & Field-Outdoor WDPERDAY	One hour time unit	468.25	482.30	482.30		



APPENDIX A

2012 RECOMMENDED INFLATIONARY ADJUSTED USER FEES

Ref. #	Program/Fee Description	Fee Basis	2011 Fee \$	Inflation Adjusted Fee \$	2012 Recommended Fee	Incremental Revenue Impact \$	Contact Person
1.5192	Toronto Track & Field-Outdoor Wkd PERDAY	One hour time unit	622.90	641.59	641.59		
1.5233	Toronto Track & Field Meeting Room	One hour time unit	42.96	44.25	44.25		
1.5235	Toronto Track & Field Meeting Room 2	One hour time unit	64.44	66.37	66.37		
1.67	Island - Cultural Event (Island/Caribana)	Per Booking	1890.52	1947.24	1947.24		
1.69	Outdoor-Parkland - (200) - All Groups / All Ages	Daily	73.36	75.56	75.56		
1.71	Outdoor-Parkland - All Groups / All Ages-Vending Class 1 Contract	Seasonal-Vending -Class - 1	1617.87	1666.41	1666.41		
1.72	Outdoor-Parkland - All Groups / All Ages -Vending Class 2 Contract	Seasonal-Vending -Class - 2	1888.40	1945.05	1945.05		
1.73	Outdoor-Parkland - All Groups / All Ages-Vending Class 3 Contract	Seasonal-Vending -Class - 3	2705.30	2786.46	2786.46		
1.74	Outdoor-Parkland - All Groups / All AgesVending Class 4 Contract	Seasonal-Vending -Class - 4	2970.52	3059.64	3059.64		
1.8	Parks-Garden Plot	Seasonal	66.01	67.99	67.99		
2.117	REX-Parking of Car	Per Unit	1.72	1.77	1.77		
2.118	REX-Parking Truck	Per Unit	52.68	54.26	54.26		
2.119	REX-Special Occasion - Liquor	Per Unit	121.58	125.23	125.23		
2.12	REX-Vending - Extra Vehicle	Per Unit	81.06	83.49	83.49		
2.153	REX-Clean-Up Fee - Community	Per Unit	31.26	32.20	32.20		
2.154	REX-Clean-Up Fee - Private	Per Unit	31.22	32.16	32.16		
2.158	REX-Bartending Fee	Hourly	11.71	12.06	12.06		
2.3161	REX-Table Rental Fee	Per Booking	4.30	4.43	4.43		
2.3163	REX-Bleacher Rental Fee	Hourly	15.04	15.49	15.49		
2.3164	REX-Diving Board - Raised	Per Unit	6.01	6.19	6.19		
2.3165	REX-Diving Board - Removed	Per Unit	18.04	18.58	18.58		
2.3166	REX-Diving Board -Bases Removed	Per Unit	36.09	37.17	37.17		
2.317	REX-Riser Rental Fee	Per Unit	18.04	18.58	18.58		
2.3171	REX-Aquatic Auto Starter Rental Fee	Hourly	4.51	4.65	4.65		
2.3172	REX-Starting Block Relocation Fee	Hourly	9.02	9.29	9.29		
2.3174	REX-Pool Manager Extra Fee	Hourly	13.27	13.67	13.67		
2.3175	REX-Pool 1 Lifeguard	Hourly	13.27	13.67	13.67		
2.3176	REX-Agin/Birch - 4 Lifeguards Fee - SE	Hourly	53.10	54.69	54.69		
2.3177	REX-Agin/Birch - 5 Lifeguards - Lap DE	Hourly	66.37	68.36	68.36		
2.3178	REX-Agin/Birch - 10 Lifeguards - POOL ALL	Hourly	132.74	136.72	136.72		
2.3245	REX-South Staff Fee (Outside Reg Hrs.)	Per Unit	12.89	13.28	13.28		
2.3284	REX-Picnic Tables/Garbage Baskets 1-5	Per Unit	279.23	287.61	287.61		
2.3285	REX-Picnic Tables/Garbage Baskets 5-10	Per Unit	558.47	575.22	575.22		
2.3287	REX-Showmobile - West Dist. (Labour \$75/hr)	Per Unit	64.44	66.37	66.37		
2.329	REX-Internal Stakeouts Type A -TECH SERVICES	Per Unit	214.80	221.24	221.24		
2.3293	REX-Electrical Power - Electrician Not Reqd.	Per Unit	38.66	39.82	39.82		



APPENDIX A

2012 RECOMMENDED INFLATIONARY ADJUSTED USER FEES


Ref. #	Program/Fee Description	Fee Basis	2011 Fee \$	Inflation Adjusted Fee \$	2012 Recommended Fee	Incremental Revenue Impact \$	Contact Person
2.3299	REX-Supply Plants - Delivery/Pickup Charge	Per Booking	85.92	88.50	88.50		
2.344	REX-Board of Ed Reservation Fee	Per Seasonal Contract	17.18	17.70	17.70		
2.3594	REX-Outdoor Sport Field Lining	Per Unit	1.84	1.90	1.90		
3.5002	Program-Specialized-Early Child-Arts & Crafts/Music (6.75 Hrs)	Per Participant	57.00	59.00	59.00		
3.5004	Program-Introductory -Early Child-General Interest - Drama/Supervised Play (9 Hrs)	Per Participant	31.00	31.93	35.00		
3.5005	Program-Specialized-Early Child-Drama (6.75 Hrs)	Per Participant	46.00	47.38	48.00		
3.501	Program-Specialized-Early Child-General Interest (9 Hrs)	Per Participant	56.00	58.00	58.00		
3.5012	Program-Specialized-Early Child-Workshop (1 Hrs)	Per Participant	7.00	7.21	8.00		
3.5013	Program-General Interest-Arts/Clubs/Sports/Cards/Games	Per Participant	15.00	15.45	16.00		
3.5014	Program-Introductory -Early Child-General Interest - Drama/Supervised Play (9 Hrs)	Per Participant	31.00	31.93	35.00		
3.5015	Program-Specialized-Early Child-Supervised Play (9 Hrs)	Per Participant	39.00	40.17	41.00		
3.5016	Program-Specialized-Early Child-Parent & Tot (18 Hrs)	Per Participant	66.00	68.00	68.00		
3.5017	Program-Introductory -Early Child-Learn to Skate - Level 1-5/Figure Skating (6.75 Hrs)	Per Participant	32.00	32.96	36.00		
3.5018	Program-Specialized-Early Child-Learn to Skate (6.75 Hrs)	Per Participant	65.00	67.00	67.00		
3.502	Program-Introductory -Early Child-General Interest - Arts & Crafts/Dance/Sports/Martial Arts/Music (9 Hrs)	Per Participant	32.00	32.96	36.00		
3.5021	Program-Specialized-Early Child-Sports - Gymnastics/Martial Arts (6.75 Hrs)	Per Participant	47.00	48.41	49.00		
3.5022	Program-Introductory -Early Child-Sports - Gymnastics/Martial Arts (9 Hrs)	Per Participant	31.00	31.93	35.00		
3.5023	Program-Specialized-Early Child-Sports - Gymnastics/Martial Arts (6.75 Hrs)	Per Participant	46.00	47.38	48.00		
3.5024	Program-Specialized-Early Child-Sports - Gymnastics/Martial Arts (6.75 Hrs)	Per Participant	31.00	31.93	34.00		
3.5025	Program-Introductory -Early Child-Martial Arts - Prechool (9 Hrs)	Per Participant	46.00	47.38	48.00		
3.5026	Program-General Interest-Arts/Clubs/Sports/Cards/Games	Per Participant	15.00	15.45	16.00		
3.5027	Program-Introductory -Child-General Interest - Arts & Crafts/Dance/Sports/Martial Arts/Music (9 Hrs)	Per Participant	32.00	32.96	36.00		
3.5028	Program-Specialized-Child-General Interest - Arts (13.5 Hrs)	Per Participant	83.00	85.49	86.00		
3.503	Program-Specialized-Child-Dance/Golf/Gymnastics/Martial Arts/Sports (9 Hrs)	Per Participant	63.00	65.00	65.00		
3.5034	Program-Specialized-Child-Music (6.75 Hrs)	Per Participant	46.00	47.38	48.00		
3.5036	Program-General Interest-Arts/Clubs/Sports/Cards/Games	Per Participant	15.00	15.45	16.00		
3.5037	Program-Introductory -Child-General Interest - Arts/Dance/Drama/Music/Games/Sports (18 Hrs)	Per Participant	31.00	31.93	35.00		




APPENDIX A

2012 RECOMMENDED INFLATIONARY ADJUSTED USER FEES

Ref. #	Program/Fee Description	Fee Basis	2011 Fee \$	Inflation Adjusted Fee \$	2012 Recommended Fee	Incremental Revenue Impact \$	Contact Person
3.5039	Program-Introductory -Child-General Interest - Arts & Crafts/Dance/Sports/Martial Arts/Music (18 Hrs)	Per Participant	32.00	32.96	36.00		
3.504	Program-Specialized-Child-General Interest (9 Hrs)	Per Participant	56.00	58.00	58.00		
3.5041	Program-Specialized-Child-Dog Obedience (9 Hrs)	Per Participant	67.00	69.00	69.00		
3.5042	Program-Introductory -Early Child/Child/Youth-Workshop (2 Hrs)	Per Participant	7.00	7.21	8.00		
3.5043	Program-Specialized-Child-Workshop (1 Hrs)	Per Participant	7.00	7.21	8.00		
3.5044	Program-Introductory -Child-Learn to Skate - Level 1-5/Figure Skating (6.75 Hrs)	Per Participant	32.00	32.96	36.00		
3.5045	Program-Specialized-Child-Hockey Skills/Power Skate/Figure Skating (6.75 Hrs)	Per Participant	65.00	67.00	67.00		
3.5046	Program-General Interest-Arts/Clubs/Sports/Cards/Games	Per Participant	15.00	15.45	16.00		
3.5047	Program-Introductory -Child-General Interest - Arts & Crafts/Dance/Sports/Martial Arts/Music (9 Hrs)	Per Participant	32.00	32.96	36.00		
3.5048	Program-Specialized-Child-Dance/Golf/Gymnastics/Martial Arts/Sports (9 Hrs)	Per Participant	63.00	65.00	65.00		
3.5049	Program-Introductory -Child-Gymnastics (9 Hrs)	Per Participant	31.00	31.93	35.00		
3.5051	Program-Introductory -Child-Martial Arts - Child (9 Hrs)	Per Participant	31.00	31.93	35.00		
3.5054	Program-Introductory -Child/Youth-Fitness (9 Hrs)	Per Participant	15.00	15.45	17.00		
3.5055	Program-Child-Yoga (9 Hrs)	Per Participant	40.00	41.20	42.00		
3.5056	Program-Introductory -Child-CAN-BIKE 1 (12 Hrs)	Per Participant	81.00	83.43	92.00		
3.5057	Program-Introductory -Child-CAN-BIKE 2 (12 Hrs)	Per Participant	109.00	112.27	123.00		
3.5058	Program-Introductory -Youth-General Interest - Arts/Dance/Drama/Music/Games/Sports (9 Hrs)	Per Participant	31.00	31.93	35.00		
3.5059	Program-Specialized-Youth-Arts & Crafts/Music/Drama (13.5 Hrs)	Per Participant	82.00	84.46	85.00		
3.5061	Program-Specialized-Youth-Dance/Golf/Gymnastics/Martial Arts/Sports (9 Hrs)	Per Participant	62.00	64.00	64.00		
3.5068	Program-Specialized-Youth-Fitness - Pilates/Yoga (9 Hrs)	Per Participant	39.00	40.00	40.00		
3.507	Program-Introductory -Youth-General Interest - Arts/Dance/Drama/Music/Games/Sports (18 Hrs)	Per Participant	31.00	31.93	35.00		
3.5071	Program-Introductory -Youth-Leadership (13.5 Hrs)	Per Participant	30.00	30.90	34.00		
3.5072	Program-Specialized-Youth-Leadership (18 Hrs)	Per Participant	64.00	66.00	66.00		
3.5074	Program-Introductory -Youth-General Interest - Arts/Dance/Drama/Music/Games/Sports (18 Hrs)	Per Participant	30.00	30.90	34.00		
3.5075	Program-Specialized-Youth-General Interest (18 Hrs)	Per Participant	54.00	56.00	56.00		
3.5078	Program-Specialized-Youth-General Interest (13.5 Hrs)	Per Participant	74.00	76.22	77.00		
3.5079	Program-Specialized-Youth-Dog Obedience (9 Hrs)	Per Participant	66.00	68.00	68.00		
3.5081	Program-Specialized-Youth-Workshop (1 Hrs)	Per Participant	7.00	7.21	8.00		

		APPENDIX A					
2012 RECOMMENDED INFLATIONARY ADJUSTED USER FEES							
Ref. #	Program/Fee Description	Fee Basis	2011 Fee \$	Inflation Adjusted Fee \$	2012 Recommended Fee	Incremental Revenue Impact \$	Contact Person
3.5082	Program-Introductory -Youth-Learn to Skate - Level 1-5/Figure Skating (6.75 Hrs)	Per Participant	31.00	31.93	35.00		
3.5083	Program-Specialized-Youth-Skate - Hockey Skills / Power Skate (9 Hrs)	Per Participant	76.00	78.28	79.00		
3.5085	Program-Introductory -Youth-General Interest - Arts/Dance/Drama/Music/Games/Sports (9 Hrs)	Per Participant	31.00	31.93	35.00		
3.5086	Program-Specialized-Youth-Dance/Golf/Gymnastics/Martial Arts/Sports (9 Hrs)	Per Participant	62.00	64.00	64.00		
3.5087	Program-Introductory -Youth-Sports - Gymnastics/Martial Arts (9 Hrs)	Per Participant	30.00	30.90	34.00		
3.5092	Program-Introductory -Youth-CAN-BIKE Teen (12 Hrs)	Per Participant	81.00	83.43	92.00		
3.5093	Program - Adult - Introductory - General Interest - Arts & Crafts	Per Participant	39.82	41.01	41.59		
3.5094	Program-Introductory -Adult-General Interest - Arts & Crafts (18 Hrs)	Per Participant	60.18	61.99	68.14		
3.5095	Program-Specialized-Adult-General Interest - Arts & Crafts (18 Hrs)	Per Participant	91.15	93.81	93.81		
3.5096	Program-Introductory -Adult-Dance (13.5 Hrs)	Per Participant	62.83	64.71	70.80		
3.5097	Program-Specialized-Adult-Dance/Music/Sport/Martial Arts (9 Hrs)	Per Participant	64.60	66.37	66.37		
3.5099	Program-Specialized-Adult-Drama (13.5 Hrs)	Per Participant	62.83	64.60	64.60		
3.51	Program-Specialized-Adult-General Interest-Cooking (13.5 Hrs)	Per Participant	63.72	65.49	65.49		
3.5101	Program-Introductory -Adult-Fitness-Walking/Cardio/Pre&Post Natal (9 Hrs)	Per Participant	47.79	49.22	53.98		
3.5102	Program-Specialized-Adult-Fitness - Pilates (9 Hrs)	Per Participant	75.22	77.88	77.88		
3.5103	Program-Specialized-Adult-Fitness - Tai Chi/Qigong/Yoga (13.5 Hrs)	Per Participant	76.11	78.76	78.76		
3.5104	Program-Specialized-Adult-Aqua-Fit (9 Hrs)	Per Participant	71.64	73.79	74.34		
3.5105	Program-Specialized-Adult-Aqua-Fitness Combos - 2/wk (18 Hrs)	Per Participant	110.62	114.16	114.16		
3.5106	Program-Specialized-Adult-Aqua-Fitness Combos - 3/wk (27 Hrs)	Per Participant	148.67	153.13	153.98		
3.5107	Program-Introductory -Adult-Fitness Combos - 2/wk (18 Hrs)	Per Participant	71.43	73.57	80.53		
3.5108	Program-Introductory -Adult-Fitness Combos - 3/wk (27 Hrs)	Per Participant	94.29	97.12	107.08		
3.5109	Programs- Adult-Introductory-Cards/Games	Per Participant	51.33	53.10	53.10		
3.511	Program-Introductory -Adult-Cards/Games (18 Hrs)	Per Participant	58.41	60.16	66.37		
3.5111	Program-General Interest Clubs	Per Participant	41.59	42.48	42.48		
3.5112	Program-Specialized-Adult-General Interest (13.5 Hrs)	Per Participant	63.72	65.49	65.49		
3.5113	Program-Specialized-Adult-Dog Obedience (9 Hrs)	Per Participant	67.26	69.28	69.91		
3.5114	Program-Specialized-Adult-Workshop (1 Hrs)	Per Participant	14.72	15.04	15.04		

		APPENDIX A					
2012 RECOMMENDED INFLATIONARY ADJUSTED USER FEES							
Ref. #	Program/Fee Description	Fee Basis	2011 Fee \$	Inflation Adjusted Fee \$	2012 Recommended Fee	Incremental Revenue Impact \$	Contact Person
3.5115	Program-Introductory -Adult-Learn to Skate/Figure Skate (9 Hrs)	Per Participant	55.75	57.42	62.83		
3.5116	Program-Specialized-Adult-Hockey Skills/Power Skate/Figure Skating (9 Hrs)	Per Participant	79.65	81.42	81.42		
3.5117	Program-General Interest Clubs	Per Participant	51.33	53.10	53.10		
3.5118	Program-Introductory -Adult-General Interest Sports (9 Hrs)	Per Participant	41.59	42.84	46.90		
3.5119	Program-Specialized-Adult-Dance/Music/Sport/Martial Arts (9 Hrs)	Per Participant	64.60	66.37	66.37		
3.512	Program-Specialized-Adult-Gymnastics (9 Hrs)	Per Participant	62.83	64.60	64.60		
3.5123	Program-Introductory -Adult-Learn to Ride 1 & 2 (3 Hrs)	Per Participant	51.33	52.87	58.41		
3.5124	Program-Specialized-Adult-Freedom for Women (3 Hrs)	Per Participant	76.11	78.76	78.76		
3.5125	Program-Introductory -Older Adult-General Interest - Arts & Craft/Cards/Games (18 Hrs)	Per Participant	30.09	30.99	33.63		
3.5126	Program-Specialized-Older Adult-General Interest - Arts & Crafts (18 Hrs)	Per Participant	46.02	47.79	47.79		
3.5127	Program-Specialized-Older Adult-General Interest - Dance/Golf (13.5 Hrs)	Per Participant	32.74	33.63	33.63		
3.5128	Program-Introductory -Older Adult-Fitness - Cardio/Wellness (9 Hrs)	Per Participant	25.66	26.43	29.20		
3.5129	Program-Specialized-Older Adult-Fitness - Pilates/Tai Chi/Qigong/Yoga (13.5 Hrs)	Per Participant	37.17	38.05	38.05		
3.513	Program-Specialized-Older Adult-Aqua-Fit (9 Hrs)	Per Participant	36.28	37.17	37.17		
3.5131	Programs- Adult-Introductory-Cards/Games	Per Participant	28.32	29.20	29.20		
3.5133	Program-Introductory -Older Adult-General Interest - Arts & Craft/Cards/Games	Per Participant	30.09	30.99	33.63		
3.5135	Program-Specialized-Older Adult-Workshop (1 Hrs)	Per Participant	4.42	4.55	5.31		
3.5136	Program-General Interest-Arts/Clubs/Sports/Cards/Games	Per Participant	13.27	14.16	14.16		
3.5137	Program-Specialized-Older Adult-General Interest - Dance/Golf (9 Hrs)	Per Participant	32.74	33.63	33.63		
3.5138	Senior Centres: Clubs-Older Adult-Senior Centres	Per Participant	16.81	17.70	17.70		
3.5139	Program-Specialized-Child/Youth-Private (Non-Swimming/Skiing) (4.5 Hrs)	Per Participant	171.00	176.00	176.00		
3.514	Program-Specialized-Child-Sem-Private (Non-Swimming/Skiing) (4.5 Hrs)	Per Participant	90.00	93.00	93.00		
3.5141	Program-Specialized-All Ages-Small Group (Non-Swimming/Skiing) (9 Hrs)	Per Participant	108.00	111.24	112.00		
3.5142	Aquatics-Introductory -Early Child-Guardian (4.5 Hrs)	Per Participant	34.00	35.00	35.00		
3.5143	Aquatics-Introductory -Early Child-Preschool 1-5 (4.5 Hrs)	Per Participant	69.00	71.00	71.00		
3.5149	Aquatics-Introductory -Child-Super Deep/Shallow (4.5 Hrs)	Per Participant	35.00	36.00	36.00		
3.515	Aquatics-Introductory -Child/Youth-Learn to Swim (4.5 Hrs)	Per Participant	64.00	66.00	66.00		



APPENDIX A

2012 RECOMMENDED INFLATIONARY ADJUSTED USER FEES

Ref. #	Program/Fee Description	Fee Basis	2011 Fee \$	Inflation Adjusted Fee \$	2012 Recommended Fee	Incremental Revenue Impact \$	Contact Person
3.5151	Aquatics-Introductory -Child-Swim Ultra 1-5 (4.5 Hrs)	Per Participant	64.00	66.00	66.00		Anne Ulusoy 416-392-8191
3.5156	Aquatics-Introductory -Child-Swim Ultra 6-7 (6.75 Hrs)	Per Participant	69.00	71.00	71.00		
3.5158	Aquatics-Introductory -Child-Swim Ultra 8-9 (9 Hrs)	Per Participant	75.00	77.00	77.00		
3.516	Aquatics-Specialized-Child/Youth-Stroke Improvement (9 Hrs)	Per Participant	75.00	77.00	77.00		
3.5161	Aquatics-Introductory -Adult-Adult Ultra 1-3 (4.5 Hrs)	Per Participant	45.13	46.90	46.90		
3.5162	Aquatics-Introductory -Adult-Adult Ultra 1-3 (6.75 Hrs)	Per Participant	65.49	67.45	68.14		
3.5163	Aquatics-Introductory -Adult-Adult Ultra 1-3 (9 Hrs)	Per Participant	75.22	77.88	77.88		
3.5164	Aquatics-Specialized-Early Child-Tiny Tots (2.25 Hrs)	Per Participant	75.00	77.00	77.00		
3.5165	Aquatics-Specialized-Youth-Synchronized Swim (9 Hrs)	Per Participant	75.00	77.00	77.00		
3.5166	Aquatics-Specialized-Youth-Waterpolo (6 Hrs)	Per Participant	75.00	77.00	77.00		
3.5167	Aquatics-Specialized-Youth-Patrol/Challenge/Snokeling (9 Hrs)	Per Participant	73.00	75.00	75.00		
3.5168	Aquatics-Specialized-Youth-Bronze Star (13.5 Hrs)	Per Participant	80.00	82.00	82.00		
3.5169	Aquatics-Specialized-Youth-Junior Lifeguard Club (9 Hrs)	Per Participant	34.00	35.00	35.00		
3.517	Aquatics-Specialized-Youth-Bronze Medallion (20 Hrs)	Per Participant	129.00	133.00	133.00		
3.5171	Aquatics-Specialized-Youth-Bronze Medallion Emergency First Aid (CPR-B) (24 Hrs)	Per Participant	158.00	163.00	163.00		
3.5172	Aquatics-Specialized-Youth-Bronze Cross (24 Hrs)	Per Participant	133.00	137.00	137.00		
3.5173	Aquatics-Specialized-Youth-Bronze Cross Standard First Aid (CPR-C) (28 Hrs)	Per Participant	190.00	196.00	196.00		
3.5174	Aquatics-Specialized-Child-Recreational Sports (18 Hrs)	Per Participant	69.00	71.00	71.00		
3.5175	Aquatics-Specialized-All Ages-Swim Guardian/Ultra/SI -SG 1-9 (4.5 Hrs)	Per Participant	96.00	99.00	99.00		
3.5176	Aquatics-Specialized-All Ages-Swim Ultra 6-7 - SG (6.75 Hrs)	Per Participant	148.00	152.44	153.00		
3.5177	Aquatics-Specialized-All Ages-Swim Ultra 8-9 - SG (9 Hrs)	Per Participant	197.00	203.00	203.00		
3.5178	Aquatics-Specialized-Adult-Adult Ultra 1-3 - SG (4.5 Hrs)	Per Participant	100.00	103.00	103.54		
3.5179	Aquatics-Specialized-All Ages-Ultra 1-9/Guardian -Tri (4.5 Hrs)	Per Participant	153.00	158.00	158.00		
3.518	Aquatics-Specialized-All Ages-Ultra 1-9/Guardian - Semi (4.5 Hrs)	Per Participant	216.00	222.00	222.00		
3.5181	Aquatics-Specialized-All Ages-Private (4.5 Hrs)	Per Participant	288.00	297.00	297.00		
3.5182	Camps EH - C&Y PRE 1 Hour Daily Rate 4 Days (4 Hrs)	Per Participant	9.00	9.27	10.00		
3.5183	Camps EH - C&Y PRE 1 Hour Daily Rate 5 Days (5 Hrs)	Per Participant	12.00	12.36	13.00		
3.5184	Camps EH - C&Y PRE 1.5 Hour Daily Rate 4 Days (6 Hrs)	Per Participant	14.00	14.42	15.00		
3.5185	Camps EH - C&Y PRE 1.5 Hour Daily Rate 5 Days (7.5 Hrs)	Per Participant	18.00	19.00	19.00		
3.5186	Camps EH - C&Y PRE 2 Hour Daily Rate 4 Days (8 Hrs)	Per Participant	19.00	20.00	20.00		
3.5187	Camps EH - C&Y PRE 2 Hour Daily Rate 5 Days (10 Hrs)	Per Participant	24.00	25.00	25.00		
3.5188	Camps EH - C&Y PRE 2.5 Hour Daily Rate 4 Days (10 Hrs)	Per Participant	24.00	25.00	25.00		
3.5189	Camps EH - C&Y 2.5 Hour Daily Rate 5 Days (12.5 Hrs)	Per Participant	30.00	31.00	31.00		
3.519	Camps ER C&Y Full Day 4 Days (28 Hrs)	Per Participant	82.00	84.46	85.00		



APPENDIX A

2012 RECOMMENDED INFLATIONARY ADJUSTED USER FEES

Ref. #	Program/Fee Description	Fee Basis	2011 Fee \$	Inflation Adjusted Fee \$	2012 Recommended Fee	Incremental Revenue Impact \$	Contact Person
3.5191	Camps ER C&Y Full Day 5 Days (35 Hrs)	Per Participant	104.00	107.00	107.00		
3.5192	Camps ER C&Y Full Day 9 Days (63 Hrs)	Per Participant	186.00	192.00	192.00		
3.5193	Camps ER C&Y Full Day 10 Days (70 Hrs)	Per Participant	208.00	214.00	214.00		
3.5194	Camps ER PRE Half Day 4 Days (10 Hrs)	Per Participant	52.00	53.00	53.00		
3.5195	Camps ER PRE Half Day 5 Days (12.5 Hrs)	Per Participant	65.00	67.00	67.00		
3.5196	Camps ER PRE Half Day 9 Days (22.5 Hrs)	Per Participant	116.00	119.48	120.00		
3.5197	Camps ER PRE Half Day 10 Days (25 Hrs)	Per Participant	130.00	134.00	134.00		
3.5198	Camps ER PRE Full Day 4 Days (28 Hrs)	Per Participant	99.00	102.00	102.00		
3.5199	Camps ER PRE Full Day 5 Days (35 Hrs)	Per Participant	125.00	129.00	129.00		
3.52	Camps ER PRE Full Day 9 Days (63 Hrs)	Per Participant	224.00	231.00	231.00		
3.5201	Camps ER PRE Full Day 10 Days (70 Hrs)	Per Participant	249.00	256.00	256.00		
3.5202	Camps GEN C&Y PRE Half Day 4 Days (12 Hrs)	Per Participant	29.00	30.00	30.00		
3.5203	Camps GEN C&Y PRE Half Day 5 Days (15 Hrs)	Per Participant	37.00	38.00	38.00		
3.5204	Camps GEN C&Y PRE Half Day 9 Days (27 Hrs)	Per Participant	66.00	68.00	68.00		
3.5205	Camps GEN C&Y PRE Full Day 4 Days (28 Hrs)	Per Participant	43.00	44.00	44.00		
3.5206	Camps GEN C&Y PRE Half Day 10 Days (30 Hrs)	Per Participant	74.00	76.00	76.00		
3.5207	Camps GEN C&Y PRE Full Day 5 Days (35 Hrs)	Per Participant	54.00	56.00	56.00		
3.5208	Camps GEN C&Y PRE Full Day 9 Days (63 Hrs)	Per Participant	97.00	100.00	100.00		
3.5209	Camps GEN C&Y PRE Full Day 10 Days (70 Hrs)	Per Participant	107.00	110.00	110.00		
3.521	Camps GEN C&Y PRE Half Day 4 Days (10 Hrs)	Per Participant	29.00	30.00	30.00		
3.5211	Camps GEN C&Y PRE Half Day 5 Days (12.5 Hrs)	Per Participant	37.00	38.00	38.00		
3.5212	Camps GEN C&Y PRE Half Day 9 Days (22.5 Hrs)	Per Participant	66.00	68.00	68.00		
3.5213	Camps GEN C&Y PRE Half Day 10 Days (25 Hrs)	Per Participant	74.00	76.00	76.00		
3.522	Camps SP C&Y Half Day Daily Rate	Per Participant	15.00	15.90	15.90		
3.5221	Camps SP C&Y Half Day 4 Days	Per Participant	62.00	64.00	64.00		
3.5222	Camps SP C&Y Half Day 5 Days	Per Participant	77.00	79.31	80.00		
3.5223	Camps SP C&Y Half Day 9 Days	Per Participant	139.00	143.17	144.00		
3.5224	Camps SP C&Y Full Day 4 Days	Per Participant	126.00	130.00	130.00		
3.5225	Camps SP C&Y Half Day 10 Days	Per Participant	155.00	160.00	160.00		
3.5226	Camps SP C&Y Full Day 5 Days	Per Participant	157.00	162.00	162.00		
3.5227	Camps SP C&Y Full Day 9 Days	Per Participant	282.00	290.46	291.00		
3.5228	Camps SP C&Y Full Day 10 Days	Per Participant	313.00	322.00	322.00		
3.5229	Camps SP C&Y Full Day Daily Rate	Per Participant	31.00	32.00	32.00		
3.523	Camps SP PRE Half Day 4 Days	Per Participant	62.00	64.00	64.00		
3.5231	Camps SP PRE Half Day 5 Days	Per Participant	77.00	79.31	80.00		
3.5232	Camps SP PRE Half Day 9 Days	Per Participant	139.00	143.17	144.00		
3.5233	Camps SP PRE Half Day 10 Days	Per Participant	155.00	160.00	160.00		
3.5234	Camps SP PRE Full Day 4 Days	Per Participant	126.00	130.00	130.00		
3.5235	Camps SP PRE Full Day 5 Days	Per Participant	157.00	162.00	162.00		
3.5236	Camps SP PRE Full Day 9 Days	Per Participant	282.00	290.46	291.00		



APPENDIX A

2012 RECOMMENDED INFLATIONARY ADJUSTED USER FEES

Ref. #	Program/Fee Description	Fee Basis	2011 Fee \$	Inflation Adjusted Fee \$	2012 Recommended Fee	Incremental Revenue Impact \$	Contact Person
3.5237	Camps SP PRE Full Day 10 Days	Per Participant	313.00	322.00	322.00		
3.5238	Camps SP PRE Full Day Daily Rate	Per Participant	31.00	32.00	32.00		
3.5239	Camps SP PRE Half Day Daily Rate	Per Participant	15.00	15.90	15.90		
3.524	Free Course - Non-Resident	Per Participant	67.00	69.00	69.00		
3.546	Aquatics-All Ages-Specialized-Adaptive Aquatics (4.5 Hrs)	Per Participant	69.90	72.00	72.00		
3.5463	Aquatics-Older Adult-Introductory-Senior Level 1-3-(9 Hrs)	Per Participant	23.19	23.89	23.89		
3.5464	Camps-Child/Youth-Enriched-Camps ER - C&Y Full Day Daily Rate-7 Hrs	Per Participant	20.68	21.30	21.30		
3.5465	Camps-Early Child-Enriched-Camps ER PRE Half Day Daily Rate-2.5 Hrs	Per Participant	12.91	13.30	13.30		
3.5466	Camps-Early Child-Enriched-Camps ER PRE Full Day Daily Rate-7 Hrs	Per Participant	24.81	25.55	25.55		
3.5467	Camps-Early Child/Child/Youth-Extended-Camps EH - C&Y PRE 1 Hour Daily Rate-1 Hrs	Per Participant	2.43	2.50	2.50		
3.5468	Camps-Early Child/Child/Youth-General-Camps GEN C&Y PRE Half Day Daily Rate-3 Hrs	Per Participant	7.28	7.50	7.50		
3.5469	Camps-Early Child/Child/Youth-General-Camps GEN C&Y PRE Full Day Daily Rate-7 Hrs	Per Participant	10.73	11.05	11.05		
3.547	Camps-Early Child/Child/Youth-Extended-Camps EH - C&Y PRE 1 Hour Daily Rate 5 Hrs	Per Participant	12.62	13.00	13.00		
3.5471	Program-Adult-Introductory Instructional-Family Fitness-9 Hrs	Per Family	51.55	53.10	53.10		
3.5473	Program-Older Adult-Introductory Instructional-Learn to Skate-9 Hrs	Per Participant	28.35	29.20	29.20		
3.5474	Ski & Snb - PRE - PA Reg (16 Hrs)	Per Participant	275.73	284.00	284.00		
3.5475	Ski & Snb - PRE - NPA Reg (4 Hrs)	Per Participant	119.42	123.00	123.00		
3.5476	Ski & Snb - PRE - NPA Reg (16 Hrs)	Per Participant	475.73	490.00	490.00		
3.5477	Ski & Snb - C&Y - Steps Reg (16 Hrs)	Per Participant	415.53	428.00	428.00		
3.5478	Ski & Snb - C&Y - Spec Reg (4 Hrs)	Per Participant	87.38	90.00	90.00		
3.5479	Ski & Snb - C&Y - Spec Reg (8 Hrs)	Per Participant	174.76	180.00	180.00		
3.548	Ski & Snb - Adult - Spec Reg (4 Hrs)	Per Participant	87.64	90.27	90.27		
3.5481	Ski & Snb - Adult - Priv Reg (8 Hrs)	Per Participant	495.75	510.62	510.62		
3.5482	Ski & Snb - C&Y - Priv Reg (8 Hrs)	Per Participant	496.12	511.00	511.00		
3.5483	Ski & Snb - C&Y - Priv Reg (1 Hrs)	Per Participant	62.14	64.00	64.00		
3.5484	Ski & Snb - Adult - Priv Reg (1 Hrs)	Per Participant	61.86	63.72	63.72		
3.5485	Ski & Snb - Adult - Semi Priv Reg (4	Per Participant	124.58	128.32	128.32		
3.5486	Ski & Snb - Adult - Semi Priv Reg (8	Per Participant	247.45	254.87	254.87		
3.5487	Ski & Snb - C&Y - Semi Priv Reg (4 Hr	Per Participant	124.27	128.00	128.00		
3.5488	Ski & Snb - C&Y - Semi Priv Reg (8 Hr	Per Participant	247.57	255.00	255.00		
3.5489	Ski & Snb - C&Y - Semi Priv Reg (1 Hr	Per Participant	31.07	32.00	32.00		
3.549	Ski & Snb - Adult - Semi Priv Reg (1	Per Participant	30.93	31.86	31.86		



APPENDIX A

2012 RECOMMENDED INFLATIONARY ADJUSTED USER FEES

Ref. #	Program/Fee Description	Fee Basis	2011 Fee \$	Inflation Adjusted Fee \$	2012 Recommended Fee	Incremental Revenue Impact \$	Contact Person
3.5491	Ski & Snb - PRE - PA Holiday (5 Hrs)	Per Participant	86.41	89.00	89.00		
3.5492	Ski & Snb - PRE - PA Holiday (6 Hrs)	Per Participant	103.88	107.00	107.00		
3.5493	Ski & Snb - PRE - PA Holiday (7.5 Hrs)	Per Participant	129.13	133.00	133.00		
3.5494	Ski & Snb - PRE - PA Holiday (12 Hrs)	Per Participant	206.80	213.00	213.00		
3.5495	Ski & Snb - PRE - PA Holiday (15 Hrs)	Per Participant	259.22	267.00	267.00		
3.5496	Ski & Snb - PRE - NPA Holiday (15 Hrs)	Per Participant	446.60	460.00	460.00		
3.5497	Ski & Snb - C&Y - Steps Holiday (4 Hr)	Per Participant	72.82	75.00	75.00		
3.5498	Ski & Snb - C&Y - Steps Holiday (5 Hr)	Per Participant	91.26	94.00	94.00		
3.5499	Ski & Snb - Adult - Spec Reg (8 Hrs)	Per Participant	174.42	179.65	179.65		
3.55	Ski/Snb-Course Rental-Holiday 7Hr	Per Participant	3.50	3.61	3.61		
3.5501	Ski/Snb-Course Rental-Holiday 3Hr	Per Participant	6.75	6.95	6.95		
3.5502	Ski/Snb-Course Rental-Specialty/Camp	Per Participant	10.25	10.56	10.56		
3.5503	Ski/Snb-Course Rental-Program	Per Participant	13.38	13.78	13.78		
3.5504	Ski/Snb-Course Rental-Private	Per Participant	18.24	18.79	18.79		
3.7003	Aquatics-Specialized-Adult-Masters/Swim Fit (9 Hrs)	Per Participant	69.03	70.80	70.80		
3.7004	Aquatics-Specialized-Adult-AquaFit (9 Hrs)	Per Participant	69.03	70.80	70.80		
3.7005	Aquatics-Specialized-Adult-Warm Water Movement (4.5 Hrs)	Per Participant	44.25	45.13	45.13		
3.7006	Aquatics-Specialized-Adult-AquaFit - Shallow, Deep (9 Hrs)	Per Participant	82.30	84.07	84.07		
3.7007	Aquatics-Introductory -Child-AquaFit - Kids (6.75 Hrs)	Per Participant	43.00	44.29	45.00		
3.7008	Aquatics-Specialized-Early Child-AquaFit - Baby / Parent (6.75 Hrs)	Per Participant	61.95	63.81	72.00		
3.7009	Aquatics-Specialized-Youth-AquaFit (6.75 Hrs)	Per Participant	43.00	44.29	45.00		
3.701	Aquatics-Specialized-Adult-Aqua Water: Tai Chi/Walking/Yoga (6.75 Hrs)	Per Participant	59.29	61.06	61.06		
3.7013	Aquatics-Introductory -Adult-AquaFit - Pre/Post Natal (9 Hrs)	Per Participant	82.30	84.07	84.07		
3.7014	Aquatics-Specialized-Adult-AquaFit - Gentle Aqua Stretch (4.5 Hrs)	Per Participant	45.13	46.90	46.90		
3.7073	AL: Automated External Defibrillation (AED) (6 Hrs)	Per Participant	53.98	55.75	55.75		
3.7074	AL: COT/WaterART Aquafitness Speciality Instructor Cert (28 Hrs)	Per Participant	155.75	160.42	161.06		
3.7075	AL: COT/WaterART Aquafitness Instructor Certification (40 Hrs)	Per Participant	292.92	301.77	301.77		
3.7076	AL: Aquafitness Instructor Recertification (16 Hrs)	Per Participant	155.75	160.18	160.18		
3.7077	AL Aquatic Supervisory Training (12 Hrs)	Per Participant	98.23	100.89	100.89		
3.7079	AL AST& Adv Instructor (12 Hrs)	Per Participant	107.96	110.62	110.62		
3.708	AL: Bronze Medallion (BM) / Bronze Cross (BC) / SFA (44 Hrs)	Per Participant	210.62	216.81	216.81		
3.7081	AL: BOAT (Boat Operator Accredited Training) (8 Hrs)	Per Participant	52.21	53.98	53.98		
3.7082	AL: Bronze Cross (BC) Recert (6 Hrs)	Per Participant	59.29	61.06	61.06		
3.7083	AL: Bronze Cross (BC) / SFA (28 Hrs)	Per Participant	161.95	166.37	166.37		



APPENDIX A

2012 RECOMMENDED INFLATIONARY ADJUSTED USER FEES

Ref. #	Program/Fee Description	Fee Basis	2011 Fee \$	Inflation Adjusted Fee \$	2012 Recommended Fee	Incremental Revenue Impact \$	Contact Person
3.7084	AL: Bronze Medallion (BM) /Emergency First Aid (EFA) (25 Hrs)	Per Participant	132.74	136.28	136.28		
3.7085	AL: Examiner Standards Clinic (ESC) & Advanced Instructor (9 Hrs)	Per Participant	59.29	61.06	61.06		
3.7086	AL: First Aid (FA) Instructor & Advanced Instructor (12 Hrs)	Per Participant	186.73	192.04	192.04		
3.7089	AL LSS Assistant Instructor (18 Hrs)	Per Participant	98.23	100.89	100.89		
3.709	AL LSS Instructor Trainer (18 Hrs)	Per Participant	161.95	166.37	166.37		
3.7091	AL: NLS Instructor/First Aid Instructor/Advanced Instructor (30 Hrs)	Per Participant	294.69	303.54	303.54		
3.7092	AL: NLS Instructor & Advanced Instructor (20 Hrs)	Per Participant	186.73	192.04	192.04		
3.7093	AL: National Lifeguard Service (NLS) - Pool Option (40 Hrs)	Per Participant	200.89	207.08	207.08		
3.7094	AL: National Lifeguard Service (NLS) - Waterfront Option (40 Hrs)	Per Participant	200.89	207.08	207.08		
3.7095	AL: National Lifesaving Service (NLS) Recert (8 Hrs)	Per Participant	63.72	65.49	65.49		
3.7096	AL: Standard First Aid (SFA) (16 Hrs)	Per Participant	88.50	91.15	91.15		
3.7097	AL: Standard First Aid (SFA) Recert (8 Hrs)	Per Participant	59.29	61.06	61.06		
3.7098	AL: Swim and Lifesaving Instructor (40 Hrs)	Per Participant	200.89	207.08	207.08		
3.7099	AL: Toronto Swim Instructor Update (4 Hrs)	Per Participant	49.56	51.33	51.33		
3.7101	AL: Wading Pool Attendant (WPA) (4 Hrs)	Per Participant	44.25	45.13	45.13		
3.7362	Ski/Snb - PRE - NPA Holiday (4 Hrs)	Per Participant	119.00	123.00	123.00		
3.7363	Ski/Snb - PRE - NPA Holiday (6 Hrs)	Per Participant	179.00	184.00	184.00		
3.7372	Ski/Snb - PRE - NPA Holiday (5 Hrs)	Per Participant	149.00	153.00	153.00		
3.7373	Ski/Snb - PRE - NPA Holiday (7.5 Hrs)	Per Participant	223.00	230.00	230.00		
3.7374	Ski/Snb - C&Y - Steps Holiday (12 Hrs)	Per Participant	218.00	225.00	225.00		
3.7375	Ski/Snb - C&Y - Steps Holiday (28 Hrs)	Per Participant	358.00	369.00	369.00		
3.7383	Ski/Snb - PRE - NPA Holiday (12 Hrs)	Per Participant	357.00	368.00	368.00		
3.7384	Ski/Snb - C&Y - Steps Holiday (15 Hrs)	Per Participant	273.00	281.00	281.00		
3.7385	Ski/Snb - C&Y - Steps Holiday (35 Hrs)	Per Participant	448.00	461.00	461.00		
3.7388	Ski/Snb - PRE - NPA Holiday (6 Hrs)	Per Participant	179.00	184.00	184.00		
3.7413	Ski/Snb - PRE - NPA Reg (8 Hrs)	Per Participant	238.00	245.00	245.00		
3.7415	Ski/Snb - PRE - PA Reg (4 Hrs)	Per Participant	69.00	71.00	71.00		
3.7416	Ski & Snb - C&Y - Steps Reg (4 Hrs)	Per Participant	104.00	107.00	107.00		
3.7417	Ski/Snb - Adult - Priv Reg (4 Hrs)	Per Participant	103.96	107.08	107.08		
3.7424	Ski/Snb - C&Y - Spec Reg (16 Hrs)	Per Participant	350.00	360.50	361.00		
3.743	Ski/Snb - Adult - Priv Reg (8 Hrs)	Per Participant	247.44	254.87	254.87		
3.7447	Ski/Snb - PRE - PA Holiday (4 Hrs)	Per Participant	69.00	71.00	71.00		
3.7448	Ski/Snb - C&Y - Steps Holiday (6 Hrs)	Per Participant	109.00	112.00	112.00		
3.745	Ski/Snb - C&Y - Steps Holiday (7.5)	Per Participant	136.00	140.00	140.00		
3.7461	Ski/Snb - PRE - PA Reg (8 Hrs)	Per Participant	138.00	142.00	142.00		
3.7462	Ski/Snb - C&Y - Steps Reg (8 Hrs)	Per Participant	208.00	214.00	214.00		



APPENDIX A

2012 RECOMMENDED INFLATIONARY ADJUSTED USER FEES

Ref. #	Program/Fee Description	Fee Basis	2011 Fee \$	Inflation Adjusted Fee \$	2012 Recommended Fee	Incremental Revenue Impact \$	Contact Person
3.7463	Ski/Snb - Adult - Steps Reg (8 Hrs)	Per Participant	207.92	214.16	214.16		
3.7465	Ski/Snb - Adult - Steps Reg (16 Hrs)	Per Participant	415.84	428.32	428.32		
3.7466	Ski/Snb - Adult - Spec Reg (16 Hrs)	Per Participant	350.55	361.06	361.06		
3.748	Ski/Snb - C&Y - Priv Reg (4 Hrs)	Per Participant	248.00	255.00	255.00		
3.7485	NON RESIDENT SURCHARGE - added to courses and memberships	Per Participant	35.00	36.00	36.00		
3.7487	COURSE REFUND Administration Fee	Per Refund	10.00	10.00	10.00		
3.749	Camps-Claireville-Specialty Plus-C&Y-Adventure 9 Days	9 Full Days	305.00	314.00	314.00		
3.7491	Camps-Claireville-Specialty Plus-C&Y-Adventure 10 Days	10 Full Days	338.00	348.00	348.00		
3.7492	Camps-Claireville-Specialty Plus-C&Y-Challenge 9 Days	9 Full Days	373.00	384.00	384.00		
3.7493	Camps-Claireville-Specialty Plus-C&Y-Challenge 10 Days	10 Full Days	412.00	424.00	424.00		
3.7494	Camps-Claireville-Specialty Plus-C&Y-Challenge 9 Days	Per Participant	400.00	412.00	412.00		
3.7495	Camps-Claireville-Specialty Plus-C&Y-Overnight 1 Night	Per Participant	24.00	25.00	25.00		
3.7499	Camps-Claireville-Specialty Plus-C&Y-Drama 10 Days	10 Full Days	384.00	396.00	396.00		
3.75	Camps-Claireville-Specialty Plus-C&Y-Leadership/Girls Leadership 10 Days	10 Full Days	406.00	418.00	418.00		
3.7501	Camps-Claireville-Specialty Plus-C&Y-Leadership/Girls Leadership 9 Days	9 Full Days	384.00	396.00	396.00		
3.7503	Camps-Claireville-Specialty Plus-C&Y-Nature Explorers 9 Days	9 Full Days	348.00	358.00	358.00		
3.7504	Camps-Claireville-Specialty Plus-C&Y-Nature Explorers 10 Days	10 Full Days	384.00	396.00	396.00		
3.7505	Camps-Claireville-Specialty Plus-C&Y-Riding 9 Days	9 Full Days	531.00	547.00	547.00		
3.7506	Camps-Claireville-Specialty Plus-C&Y-Riding 10 Days	10 Full Days	589.00	607.00	607.00		
3.7507	Camps-Claireville-Specialty Plus-C&Y-Sports 9 Days	9 Full Days	348.00	358.00	358.00		
3.7508	Camps-Claireville-Specialty Plus-C&Y-Sports 10 Days	10 Full Days	384.00	396.00	396.00		
3.7509	Camps-Claireville-Specialty Plus-C&Y-Leadership/Girls Leadership 14 Days	14 Full Days	389.00	401.00	401.00		
3.751	Camps-Claireville-Specialty Plus-C&Y-Leadership/Girls Leadership 15 Days	15 Full Days	418.00	431.00	431.00		
3.7511	Camps-FVOEC-Specialty Plus-C&Y-Eagles/Falcons/Pathfinders/Skyhawks/Tbirds 4 Days	Per Participant	163.00	168.00	168.00		
3.7512	Camps-FVOEC-Specialty Plus-C&Y-Eagles/Falcons/Pathfinders/Skyhawks/Tbirds 9 Days	Per Participant	366.00	377.00	377.00		
3.7513	Camps-FVOEC-Specialty Plus-C&Y-Eagles/Falcons/Pathfinders/Skyhawks/Tbirds 10 Days	Per Participant	407.00	419.00	419.00		
3.7517	Camps-FVOEC-Specialty Plus-C&Y-Integration 9 Days	Per Participant	355.00	366.00	366.00		
3.7518	Camps-FVOEC-Specialty Plus-C&Y-Integration 4 Days	Per Participant	158.00	163.00	163.00		
3.7519	Camps-FVOEC-Specialty Plus-C&Y-Integration 14 Days	Per Participant	135.00	139.00	139.00		
3.752	Camps-FVOEC-Specialty Plus-C&Y-Integration 13 Days	Per Participant	139.00	143.00	143.00		



APPENDIX A

2012 RECOMMENDED INFLATIONARY ADJUSTED USER FEES

Ref. #	Program/Fee Description	Fee Basis	2011 Fee \$	Inflation Adjusted Fee \$	2012 Recommended Fee	Incremental Revenue Impact \$	Contact Person
3.7526	Camps-FVOEC-Specialty Plus-C&Y-Leadership 14 Days	Per Participant	165.00	170.00	170.00		
3.7527	Camps-FVOEC-Specialty Plus-C&Y-Leadership 13 Days	Per Participant	178.00	183.00	183.00		
3.7537	Camps-Humber Valley-Specialty Plus-C&Y-Hum-ri-va 9 Days	Per Participant	288.00	297.00	297.00		
3.7538	Camps-Humber Valley-Specialty Plus-C&Y-Hum-ri-va 10 Days	Per Participant	320.00	330.00	330.00		
3.7539	Camps-Angela James-Specialty Plus-C&Y-EcoCamp 10 Days	Per Participant	305.00	314.00	314.00		
3.754	Camps-Etobicoke Olympium-Specialty Plus-Child-Tennis 4 Days	Per Participant	60.00	62.00	62.00		
3.7541	Camps-Etobicoke Olympium-Specialty Plus-Child-Tennis 4 Days	Per Participant	60.00	62.00	62.00		
3.7542	Camps-Etobicoke Olympium-Specialty Plus-Child-Tennis 5 Days	Per Participant	75.00	77.00	77.00		
3.7543	Camps-Etobicoke Olympium-Specialty Plus-Child-Tennis 5 Days	Per Participant	50.00	51.50	52.00		
3.7544	Camp Specialty Plus Child - Etobicoke Olympium - Olympium Tennis Camp 5-7 YRS - 5 Day	Per Participant	50.00	51.50	52.00		
3.7546	Camps-High Park-Specialty Plus-Child-EcoCamp 5 Days	Per Participant	220.00	227.00	227.00		
3.7549	Camps-High Park-Specialty Plus-Child-EcoCamp 4 Days	Per Participant	176.00	181.00	181.00		
3.7553	Camps-James Garden-Specialty Plus-C&Y-Drawn to Nature 9 Days	Per Participant	274.00	282.00	282.00		
3.7554	Camps-James Garden-Specialty Plus-C&Y-Drawn to Nature 10 Days	Per Participant	305.00	314.00	314.00		
3.7557	Camps-Norseman-Specialty Plus-Child-Swim 9 Days	Per Participant	266.00	274.00	274.00		
3.7558	Camps-Norseman-Specialty Plus-Child-Swim 10 Days	Per Participant	296.00	305.00	305.00		
3.7559	Camps-Oriolle CC-Specialty Plus-Child-Animation & Web Design/Computer 10 Days	Per Participant	328.00	338.00	338.00		
3.756	Camps-Oriolle CC-Specialty Plus-Child-Animation & Web Design/Computer 9 Days	Per Participant	364.00	375.00	375.00		
3.7562	Camps-Oriolle CC-Specialty Plus-Child-Animation & Web Design/Computer 10 Days	Per Participant	364.00	375.00	375.00		
3.7567	Camps-St. Marcellus-Specialty Plus-C&Y-Golf 4 Days	Per Participant	160.00	165.00	165.00		
3.7568	Camps-St. Marcellus-Specialty Plus-C&Y-Mountain Bike 5 Days	Per Participant	140.00	144.00	144.00		
3.7569	Camps-St. Marcellus-Specialty Plus-C&Y-Mountain Bike/Skateboard 4 Days	Per Participant	147.00	151.00	151.00		
3.757	Camps-St. Marcellus-Specialty Plus-C&Y-Mountain Bike/Skateboard 5 Days	Per Participant	147.00	151.00	151.00		
3.7571	Camps-TO Island-Specialty Plus-Child-B.E.A.R.Beach Volleyball/BOAT/FISH/SK8 4 Days	Per Participant	190.00	196.00	196.00		



APPENDIX A

2012 RECOMMENDED INFLATIONARY ADJUSTED USER FEES

Ref. #	Program/Fee Description	Fee Basis	2011 Fee \$	Inflation Adjusted Fee \$	2012 Recommended Fee	Incremental Revenue Impact \$	Contact Person
3.7572	Camps-TO Island-Specialty Plus-Child-B.E.A.R.Beach Volleyball/BOAT/FISH/SK8 5 Days	Per Participant	237.00	244.00	244.00		
3.7579	Camps-TO Island-Specialty Plus-Child-Sprouts 4 Days	Per Participant	123.00	127.00	127.00		
3.758	Camps-TO Island-Specialty Plus-Child-Sprouts 5 Days	Per Participant	143.00	147.00	147.00		
3.7581	Camps-TO Island-Specialty Plus-Child-MAS/Ropes Challenge/Leadership 10 Days	Per Participant	474.00	488.00	488.00		
3.7587	Camps-TT&FC-Specialty Plus-Child-Training 5 Days	Per Participant	75.00	77.00	77.00		
3.7589	Camps-Edithvale-Specialty Plus-Early Child/Child-EcoCamp 10 Days	Per Participant	305.00	314.00	314.00		
3.759	Camps-Edithvale-Specialty Plus-Early Child/Child-Arts & Gym 10 Days	Per Participant	305.00	314.00	314.00		
3.7591	Camps-Edithvale-Specialty Plus-Preschool-Arts & Gym 8 Days	Per Participant	274.00	282.00	282.00		
3.7595	Camps-Grandravine-Specialty Plus-Youth-Youth 4 Days	Per Participant	73.00	75.00	75.00		
3.7596	Camps-Grandravine-Specialty Plus-Youth-Youth 5 Days	Per Participant	92.00	95.00	95.00		
3.76	Camps-Power House-Specialty Plus-Youth-Golf 5 Days	Per Participant	148.00	152.00	152.00		
3.7601	Camps-St. Marcellus-Specialty Plus-C&Y-Golf 5 Days	Per Participant	160.00	165.00	165.00		
3.7602	Camps-St. Marcellus-Specialty Plus-C&Y-Mountain Bike 4 Days	Per Participant	118.00	122.00	122.00		
3.7649	Registration Premier Facility Surcharge	Per Participant	2.00	2.00	2.00		
3.7691	Program-Child-Subscriber-Fitness Program - Child Care (9 Hrs)	Per Participant	24.00	25.00	25.00		
3.7701	Program - Child - Subscriber - Kids Club -1	Per Participant	10.00	10.30	11.00		
3.7702	Program - Child - Subscriber - Kids Club -2	Per Participant	12.00	12.36	13.00		
3.7703	Program - Child - Subscriber - Kids Club -3	Per Participant	45.00	46.35	47.00		
3.7708	Naorca Pathfinders Out-trip	Per Participant	100.00	103.00	103.00		
4.5241	Ski/Snb-Best Value Ski Membership - All Ages-Ski Season	Per Participant	186.73	192.04	192.04		
4.5242	Ski/Snb-Full Season Ski Membership - Adult-Ski Season - Full - CP	Per Participant	172.57	177.88	177.88		
4.5243	Ski/Snb-Full Season Ski Membership - Family Main Contact-Ski Season - CP	Per Participant	548.67	565.49	565.49		
4.5246	Ski/Snb-Full Season Ski Membership - Older Adult-Ski Season	Per Participant	161.95	166.37	166.37		
4.5247	Ski/Snb-Full Season Ski Membership - Student-Ski Season	Per Participant	278.76	286.73	286.73		
4.5248	Ski/Snb-Night Ski Membership - Adult-Ski Season	Per Participant	172.57	177.88	177.88		
4.5249	Ski/Snb-Night Ski Membership - Junior-Ski Season	Per Participant	135.40	139.82	139.82		
4.525	Ski/Snb-Night Ski Membership - Older Adult-Ski Season	Per Participant	86.73	89.38	89.38		
4.5251	Ski/Snb-Night Ski Membership - Student-Ski Season	Per Participant	135.40	139.82	139.82		
4.5252	Aquafit Pass - Adult-12 Weeks	12 Weeks	198.23	203.98	203.98		
4.5253	Aquafit Pass - Adult-9 Weeks	9 Weeks	149.56	153.98	153.98		
4.5254	Aquafit Pass - Adult-Annual (one year)	Annual (one year)	496.90	511.95	511.95		



APPENDIX A

2012 RECOMMENDED INFLATIONARY ADJUSTED USER FEES

Ref. #	Program/Fee Description	Fee Basis	2011 Fee \$	Inflation Adjusted Fee \$	2012 Recommended Fee	Incremental Revenue Impact \$	Contact Person
4.5255	Aquafit Pass - Older Adult-12 Weeks	12 Weeks	99.12	101.99	101.99		
4.5256	Aquafit Pass - Older Adult-9 Weeks	9 Weeks	74.78	76.99	76.99		
4.5257	Aquafit Pass - Older Adult-Annual (one year)	Annual (one year)	248.45	255.97	255.97		
4.5258	Aquafit Punch Card - Adult-per punch (10 punch)	per punch	7.79	8.05	8.05		
4.5259	Aquafit Punch Card - Older Adult-per punch (10 punch)	per punch	3.89	4.03	4.03		
4.526	Athletic Membership - Adult-3 Months	3 Months	56.19	57.96	57.96		
4.5261	Athletic Membership - Adult-6 Months	6 Months	88.94	91.59	91.59		
4.5262	Athletic Membership - Adult-Annual (one year)	Annual (one year)	168.58	173.45	173.45		
4.5263	Athletic Membership - Older Adult-3 Months	3 Months	28.10	28.98	28.98		
4.5264	Athletic Membership - Older Adult-6 Months	6 Months	44.47	45.80	45.80		
4.5265	Athletic Membership - Older Adult-Annual (one year)	Annual (one year)	84.29	86.73	86.73		
4.5266	Athletic Punch Card - Adult-per punch (10 punch)	per punch	2.57	2.65	2.65		
4.5267	Athletic Punch Card - Older Adult-per punch (10 punch)	per punch	1.28	1.33	1.33		
4.5268	Bocce Membership - Adult-Per Participant	Per Participant	12.83	13.27	13.27		
4.5269	Bocce Membership - Older Adult-Per Participant	Per Participant	50.00	51.33	51.33		
4.527	Fitness Membership - Type A - Adult-Non-Prime 1 Month	Non-Prime 1 Month	37.17	38.50	38.50		
4.5271	Fitness Membership - Type A - Adult-Non-Prime 3 Months	Non-Prime 3 Months	87.61	90.27	90.27		
4.5272	Fitness Membership - Type A - Adult-Non-Prime 6 Months	Non-Prime 6 Months	161.95	166.81	166.81		
4.5273	Fitness Membership - Type A - Adult-Non-Prime Annual (one year)	Non-Prime Annual (one year)	300.00	308.85	308.85		
4.5274	Fitness Membership - Type A - Adult-Prime 1 Month	Prime 1 Month	84.07	86.73	86.73		
4.5275	Fitness Membership - Type A - Adult-Prime 3 Months	Prime 3 Months	141.15	145.58	145.58		
4.5276	Fitness Membership - Type A - Adult-Prime 6 Months	Prime 6 Months	257.52	265.04	265.04		
4.5277	Fitness Membership - Type A - Adult-Prime Annual (one year)	Prime Annual (one year)	482.30	496.90	496.90		
4.5282	Fitness Membership - Type A - Older Adult-1 Month	1 Month	42.04	43.36	43.36		
4.5283	Fitness Membership - Type A - Older Adult-3 Months	3 Months	70.58	72.79	72.79		
4.5284	Fitness Membership - Type A - Older Adult-6 Months	6 Months	128.76	132.52	132.52		
4.5285	Fitness Membership - Type A - Older Adult-Annual (one year)	Annual (one year)	241.15	248.45	248.45		
4.5286	Fitness Membership - Type A - Youth-1 Month	1 Month	37.17	38.50	38.50		
4.5287	Fitness Membership - Type A - Youth-3 Months	3 Months	87.61	90.27	90.27		
4.5288	Fitness Membership - Type A - Youth-6 Months	6 Months	161.95	166.81	166.81		
4.5289	Fitness Membership - Type A - Youth-Annual (one year)	Annual (one year)	300.00	308.85	308.85		
4.529	Fitness Membership - Type B - Adult-Non-Prime 1 Month	Non-Prime 1 Month	30.53	31.42	31.42		
4.5291	Fitness Membership - Type B - Adult-Non-Prime 3 Months	Non-Prime 3 Months	73.45	75.66	75.66		
4.5292	Fitness Membership - Type B - Adult-Non-Prime 6 Months	Non-Prime 6 Months	136.28	140.27	140.27		
4.5293	Fitness Membership - Type B - Adult-Non-Prime Annual (one year)	Non-Prime Annual (one year)	255.75	263.27	263.27		
4.5294	Fitness Membership - Type B - Adult-Prime 1 Month	Prime 1 Month	45.58	46.90	46.90		
4.5295	Fitness Membership - Type B - Adult-Prime 3 Months	Prime 3 Months	107.96	111.06	111.06		
4.5296	Fitness Membership - Type B - Adult-Prime 6 Months	Prime 6 Months	199.12	205.31	205.31		



APPENDIX A

2012 RECOMMENDED INFLATIONARY ADJUSTED USER FEES

Ref. #	Program/Fee Description	Fee Basis	2011 Fee \$	Inflation Adjusted Fee \$	2012 Recommended Fee	Incremental Revenue Impact \$	Contact Person
4.5297	Fitness Membership - Type B - Adult-Prime Annual (one year)	Prime Annual (one year)	369.03	380.09	380.09		
4.5302	Fitness Membership - Type B - Older Adult-1 Month	1 Month	22.79	23.45	23.45		
4.5303	Fitness Membership - Type B - Older Adult-3 Months	3 Months	53.98	55.53	55.53		
4.5304	Fitness Membership - Type B - Older Adult-6 Months	6 Months	99.56	102.65	102.65		
4.5305	Fitness Membership - Type B - Older Adult-Annual (one year)	Annual (one year)	184.51	190.04	190.04		
4.5306	Fitness Membership - Type B - Weight Room Only Adult (TEY&SC)-Non-Prime 1 Month	Non-Prime 1 Month	26.55	27.43	27.43		
4.5307	Fitness Membership - Type B - Weight Room Only Adult (TEY&SC)-Non-Prime 3 Months	Non-Prime 3 Months	62.83	64.60	64.60		
4.5308	Fitness Membership - Type B - Weight Room Only Adult (TEY&SC)-Non-Prime 6 Months	Non-Prime 6 Months	114.16	117.70	117.70		
4.5309	Fitness Membership - Type B - Weight Room Only Adult (TEY&SC)-Non-Prime Annual (one year)	Non-Prime Annual (one year)	213.27	219.47	219.47		
4.531	Fitness Membership - Type B - Weight Room Only Adult (TEY&SC)-Prime 1 Month	Prime 1 Month	38.05	39.38	39.38		
4.5311	Fitness Membership - Type B - Weight Room Only Adult (TEY&SC)-Prime 3 Months	Prime 3 Months	90.71	93.36	93.36		
4.5312	Fitness Membership - Type B - Weight Room Only Adult (TEY&SC)-Prime 6 Months	Prime 6 Months	166.81	171.68	171.68		
4.5313	Fitness Membership - Type B - Weight Room Only Adult (TEY&SC)-Prime Annual (one year)	Prime Annual (one year)	307.96	317.26	317.26		
4.5314	Fitness Membership - Type B - Weight Room Only OA (TEY & SC)-1 Month	1 Month	19.03	19.69	19.69		
4.5315	Fitness Membership - Type B - Weight Room Only OA (TEY & SC)-3 Months	3 Months	45.35	46.68	46.68		
4.5316	Fitness Membership - Type B - Weight Room Only OA (TEY & SC)-6 Months	6 Months	83.41	85.84	85.84		
4.5317	Fitness Membership - Type B - Weight Room Only OA (TEY & SC)-Annual (one year)	Annual (one year)	153.98	158.63	158.63		
4.5318	Fitness Membership - Type B - Weight Room Only Y (TEY & SC) - 1 Month	1 Month	26.55	27.43	27.43		
4.5319	Fitness Membership - Type B - Weight Room Only Y (TEY & SC) - 3 Months	3 Months	62.83	64.60	64.60		
4.532	Fitness Membership - Type B - Weight Room Only Y (TEY & SC) - 6 Months	6 Months	114.16	117.70	117.70		
4.5321	Fitness Membership - Type B - Weight Room Only Y (TEY & SC) - Annual (one year)	Annual (one year)	213.27	219.47	219.47		
4.5322	Fitness Membership - Type B - Youth-1 Month	1 Month	30.53	31.42	31.42		
4.5323	Fitness Membership - Type B - Youth-3 Months	3 Months	73.45	75.66	75.66		
4.5324	Fitness Membership - Type B - Youth-6 Months	6 Months	136.28	140.27	140.27		



APPENDIX A

2012 RECOMMENDED INFLATIONARY ADJUSTED USER FEES

Ref. #	Program/Fee Description	Fee Basis	2011 Fee \$	Inflation Adjusted Fee \$	2012 Recommended Fee	Incremental Revenue Impact \$	Contact Person
4.5325	Fitness Membership - Type B - Youth-Annual (one year)	Annual (one year)	255.75	263.27	263.27		
4.5326	Fitness Membership - Type C - Adult-Non-Prime 1 Month	Non-Prime 1 Month	22.12	22.57	22.57		
4.5327	Fitness Membership - Type C - Adult-Non-Prime 3 Months	Non-Prime 3 Months	39.38	40.71	40.71		
4.5328	Fitness Membership - Type C - Adult-Non-Prime 6 Months	Non-Prime 6 Months	69.47	71.68	71.68		
4.5329	Fitness Membership - Type C - Adult-Non-Prime Annual (one year)	Non-Prime Annual (one year)	130.53	134.51	134.51		
4.533	Fitness Membership - Type C - Adult-Prime 1 Month	Prime 1 Month	32.30	33.19	33.19		
4.5331	Fitness Membership - Type C - Adult-Prime 3 Months	Prime 3 Months	54.42	56.19	56.19		
4.5332	Fitness Membership - Type C - Adult-Prime 6 Months	Prime 6 Months	96.90	100.00	100.00		
4.5333	Fitness Membership - Type C - Adult-Prime Annual (one year)	Prime Annual (one year)	182.74	188.05	188.05		
4.5334	Fitness Membership - Type C - Older Adult-Per Participant	Per Participant	16.18	16.59	16.59		
4.5335	Fitness Membership - Type C - Older Adult-3 Months	3 Months	27.21	28.10	28.10		
4.5336	Fitness Membership - Type C - Older Adult-6 Months	6 Months	48.45	50.00	50.00		
4.5337	Fitness Membership - Type C - Older Adult-Annual (one year)	Annual (one year)	91.37	94.03	94.03		
4.5338	Fitness Membership - Type C - Youth-1 Month	1 Month	22.12	22.57	22.57		
4.5339	Fitness Membership - Type C - Youth-3 Months	3 Months	39.38	40.71	40.71		
4.534	Fitness Membership - Type C - Youth-6 Months	6 Months	69.47	71.68	71.68		
4.5341	Fitness Membership - Type C - Youth-Annual (one year)	Annual (one year)	130.53	134.51	134.51		
4.5342	Fitness Pass - Adult-12 Weeks	12 Weeks	138.50	142.48	142.48		
4.5343	Fitness Pass - Adult-9 Weeks	9 Weeks	103.98	107.08	107.08		
4.5344	Fitness Pass - Adult-Annual (one year)	Annual (one year)	383.19	394.69	394.69		
4.5345	Fitness Pass - Older Adult-12 Weeks	12 Weeks	69.25	71.24	71.24		
4.5346	Fitness Pass - Older Adult-9 Weeks	9 Weeks	51.99	53.54	53.54		
4.5347	Fitness Pass - Older Adult-Annual (one year)	Annual (one year)	191.59	197.35	197.35		
4.5348	Fitness Punch Card - Adult-per punch (10 punch)	per punch	6.06	6.28	6.28		
4.5349	Fitness Punch Card - Older Adult-per punch (10 punch)	per punch	2.94	3.14	3.14		
4.535	Shower Pass - Adult-Annual (one year)	Annual (one year)	56.64	58.41	58.41		
4.5351	Squash Membership - Adult-3 Months	3 Months	56.19	57.96	57.96		
4.5352	Squash Membership - Adult-6 Months	6 Months	88.94	91.59	91.59		
4.5353	Squash Membership - Adult-Annual (one year)	Annual (one year)	168.58	173.45	173.45		
4.5354	Squash Membership - Older Adult-3 Months	3 Months	28.10	28.98	28.98		
4.5355	Squash Membership - Older Adult-6 Months	6 Months	44.47	45.80	45.80		
4.5356	Squash Membership - Older Adult-Annual (one year)	Annual (one year)	84.29	86.73	86.73		
4.5357	Lane Swim Pass - Adult-3 Months	3 Months	56.64	58.41	58.41		
4.5358	Lane Swim Pass - Adult-6 Months	6 Months	88.94	91.59	91.59		
4.5359	Lane Swim Pass - Adult-Annual (one year)	Annual (one year)	168.58	173.45	173.45		
4.536	Lane Swim Pass - Child/Youth/Older Adult-3 Months	3 Months	28.32	29.20	29.20		
4.5361	Lane Swim Pass - Child/Youth/Older Adult-6 Months	6 Months	44.47	45.80	45.80		
4.5362	Lane Swim Pass - Child/Youth/Older Adult-Annual (one year)	Annual (one year)	84.29	86.73	86.73		



APPENDIX A

2012 RECOMMENDED INFLATIONARY ADJUSTED USER FEES

Ref. #	Program/Fee Description	Fee Basis	2011 Fee \$	Inflation Adjusted Fee \$	2012 Recommended Fee	Incremental Revenue Impact \$	Contact Person
4.5363	Lane Swim Punch Card - Adult-per punch (10 punch)	per punch	2.57	2.65	2.65		
4.5364	Lane Swim Punch Card - Adult-per punch (20 punch)	per punch	2.21	2.30	2.30		
4.5365	Lane Swim Punch Card - Child/Youth/Older Adult-per punch (10 punch)	per punch	1.28	1.33	1.33		
4.5366	Lane Swim Punch Card - Child/Youth/Older Adult-per punch (20 punch)	per punch					
4.5367	Weight Room Membership - Adult-3 Months	3 Months	33.19	34.07	34.07		
4.5368	Weight Room Membership - Adult-6 Months	6 Months	60.62	62.39	62.39		
4.5369	Weight Room Membership - Adult-Annual (one year)	Annual (one year)	111.50	115.04	115.04		
4.537	Weight Room Membership - Older Adult-3 Months	3 Months	16.15	17.04	17.04		
4.5371	Weight Room Membership - Older Adult-6 Months	6 Months	30.31	31.19	31.19		
4.5372	Weight Room Membership - Older Adult-Annual (one year)	Annual (one year)	55.75	57.52	57.52		
4.5373	Weight Room Membership - Weight Room - Youth-3 Months	3 Months	21.24	21.68	21.68		
4.5374	Weight Room Membership - Weight Room - Youth-6 Months	6 Months	37.17	38.50	38.50		
4.5375	Weight Room Membership - Weight Room - Youth-Annual (one year)	Annual (one year)	68.58	70.80	70.80		
4.5376	Weight Room Punch Card - Adult-per punch (10 Punch)	per punch	5.09	5.22	5.22		
4.5377	Weight Room Punch Card - Older Adult-per punch (10 Punch)	per punch	2.48	2.61	2.61		
4.5378	Weight Room Punch Card - Weight Room - Youth-per punch (10 Punch)	per punch	3.05	3.10	3.10		
4.5399	Ski/Snb-Full Season Ski Membership - Adult-Ski Season - Full - NY	Ski Season	321.24	330.97	330.97		
4.54	Ski/Snb-Full Season Ski Membership - Family Main Contact-Ski Season - NY	Ski Season	135.40	139.82	139.82		
4.5402	Ski/Snb-Full Season Ski Membership - Junior-Ski Season	Ski Season	278.76	286.73	286.73		
4.5406	Ski/Snb-Night Ski Membership - Junior-Ski Season	Ski Season	86.73	89.38	89.38		
4.5505	Type A - Adult Track Only (Olympium Only)	One hour time unit	36.09	37.17	37.17		
4.5506	Type A - OA Track Only (Olympium Only)	One hour time unit	18.04	18.58	18.58		
4.7039	EASTDIST - Winter Tennis Club Membership - Adult-7 Months	7 Months	202.21	208.41	208.41		
4.704	EASTDIST - Winter Tennis Club Membership - Older Adult-7 Months	7 Months	131.42	135.40	135.40		
4.7041	EASTDIST - Winter Tennis Club Membership - Tennis - Junior-7 Months	7 Months	90.71	93.36	93.36		
4.7489	Commercial Dog Walkers Permit	Per Permit	200.00	205.54	205.54		
5.5411	PAYG Athletic Adult	Per Participant	2.65	3.10	3.10		
5.5412	PAYG Athletic OA	Per Participant	1.33	1.55	1.55		
5.5415	PAYG Dance Adult	Per Participant	7.52	7.96	7.96		
5.5416	PAYG Dance OA	Per Participant	3.76	3.98	3.98		
5.5419	PAYG Fitness Adult	Per Participant	6.64	7.08	7.08		



APPENDIX A

2012 RECOMMENDED INFLATIONARY ADJUSTED USER FEES

Ref. #	Program/Fee Description	Fee Basis	2011 Fee \$	Inflation Adjusted Fee \$	2012 Recommended Fee	Incremental Revenue Impact \$	Contact Person
5.542	PAYG Fitness OA	Per Participant	3.32	3.54	3.54		
5.5422	Shinny Hockey Drop-in (All Ages)	Per Participant	5.09	5.31	5.31		
5.5427	Drop-In Lane Swim Adult	Per Participant	2.65	3.10	3.10		
5.5428	Drop-In Lane Swim Child/Youth/Older Adult	Per Participant	1.33	1.55	1.55		
5.5438	Type A - Fitness DayPass NP: Adult	Per Participant	8.85	9.29	9.29		
5.5441	Type A - Fitness DayPass: Youth	Per Participant	8.85	9.29	9.29		
5.5442	Type B - Fitness DayPass NP: Adult	Per Participant	7.30	7.52	7.52		
5.5445	Type B - Fitness DayPass: Youth	Per Participant	7.30	7.52	7.52		
5.5446	Type C - Fitness DayPass NP: Adult	Per Participant	6.42	6.64	6.64		
5.5447	Type C - Fitness DayPass P: Adult	Per Participant	8.85	9.29	9.29		
5.5448	Type C - Fitness DayPass: OA	Per Participant	4.42	4.65	4.65		
5.5449	Type C - Fitness DayPass: Youth	Per Participant	6.42	6.64	6.64		
5.5452	Weight Room Drop-in Youth	Per Participant	3.32	3.54	3.54		
5.6001	Coin Locker \$.25	Per Use	0.21	0.22	0.22		
5.6002	Coin Locker Rental \$.50	Per Use	0.43	0.44	0.44		
5.6003	Coin Locker Rental \$ 1.00	Per Use	0.86	0.89	0.89		
5.6004	Drop In Women's Ice Hockey	Per Participant	15.04	15.49	15.49		
5.6005	Fitn PerslTrainer(Mem Only-1 Sess)	Per Assessment	48.54	50.00	50.00		
5.6006	Fitn PerslTrainer(Mem Only-3 Sess)	Per Assessment	119.43	123.01	123.01		
5.6007	Parking - Don Montgomery CRC	Per day	3.01	3.10	3.10		
5.6008	Parking -North Toronto - 1 Hour	1 hr	0.86	0.89	0.89		
5.6009	Parking -North Toronto - 1.5 Hours	1.5 hr	1.29	1.33	1.33		
5.601	Parking -North Toronto - 2 Hours	2 hr	1.72	1.77	1.77		
5.6011	Parking -North Toronto - 2.5 Hours	2.5 hr	2.15	2.21	2.21		
5.6012	Parking -North Toronto - 3 Hours	3 hr	2.57	2.65	2.65		
5.6013	Parking -North Toronto - 3.5 Hours	3.5 hr	3.01	3.10	3.10		
5.6014	Parking -North Toronto - 4 Hours	4 hr	3.86	3.98	3.98		
5.6015	Parking -North Toronto - 4.5 Hours	4.5 hr	6.45	6.64	6.64		
5.6016	Parking -North Toronto - 5 Hours	5 hr	10.31	10.62	10.62		
5.6017	Parking -North Toronto - 5.5 Hours	5.5 hr	12.88	13.27	13.27		
5.6018	Parking -North Toronto - 6 Hours	6 hr	15.47	15.93	15.93		
5.6022	Playground Paradise Drop-in - North	Per Participant	2.15	2.21	2.21		
5.6023	Playground ParadiseDrop-inDiscount-North	Per Participant	0.86	0.89	0.89		
5.6024	Rental - Table \$10	Per Unit	8.59	8.85	8.85		
5.6025	Riverdale Farm Group Booking Fee	Per Participant	1.72	1.77	1.77		
5.6026	Snoozelen Room - Agincourt RC	Per Participant	5.16	5.31	5.31		
5.6027	Type A - Fitness Assessment Fee	Per Participant	48.54	50.00	50.00		
5.6028	Type A - FitnessPersonalTraining1Session	Per Participant	47.69	49.12	49.12		
5.7015	Leisure Swim Punch Card -Child/Youth/Older Adult-per punch (10 punch)	per punch	0.71	0.75	0.75		



APPENDIX A

2012 RECOMMENDED INFLATIONARY ADJUSTED USER FEES

Ref. #	Program/Fee Description	Fee Basis	2011 Fee \$	Inflation Adjusted Fee \$	2012 Recommended Fee	Incremental Revenue Impact \$	Contact Person
5.7018	Leisure Swim Punch Card - Adult-per punch (10 punch)	per punch	1.42	1.50	1.50		
5.702	Leisure Swim Punch Card - Family (Max 6)-per punch (10 punch)	per punch	4.12	4.25	4.25		
5.7021	Leisure Swim pass - Pre School/Child/Youth - 3 months	Per Participant	20.80	21.24	21.24		
5.7024	Leisure Swim pass - Adult-Per Participant - 3 months	Per Participant	39.38	40.71	40.71		
5.7025	Leisure Swim pass - Older Adult-Per Participant - 3 months	Per Participant	19.69	20.35	20.35		
5.7026	Leisure Swim pass - Family (Max 6)-Per Participant - 3 months	Per Participant	103.10	106.19	106.19		
5.7027	Leisure Swim pass - Pre School/Child/Youth - 6 months	Per Participant	32.74	33.63	33.63		
5.703	Leisure Swim pass - Adult-Per Participant - 6 months	Per Participant	62.83	64.60	64.60		
5.7031	Leisure Swim pass - Older Adult-Per Participant - 6 months	Per Participant	31.42	32.30	32.30		
5.7032	Leisure Swim pass - Family (Max 6)-Per Participant - 6 months	Per Participant	164.60	169.47	169.47		
5.7033	Leisure Swim pass - Pre School/Child/Youth - Annual (one year)	Per Participant	61.95	63.72	63.72		
5.7036	Leisure Swim pass - Adult-Per Participant - Annual (one year)	Per Participant	117.70	121.24	121.24		
5.7037	Leisure Swim pass - Older Adult-Per Participant - Annual (one year)	Per Participant	58.85	60.62	60.62		
5.7038	Leisure Swim pass - Family (Max 6)-Per Participant - Annual (one year)	Per Participant	308.85	318.14	318.14		
5.7042	Tennis Eglinton Flats - Adult Membership	Per Participant	86.28	88.94	88.94		
5.7043	Tennis Eglinton Flats - Junior Dropin	Per Participant	3.76	3.98	3.98		
5.7044	Tennis Eglinton Flats - Non-Prime Dropin	Per Participant	5.97	6.19	6.19		
5.7045	Tennis Eglinton Flats NonPrimeMembership	Per Participant	51.77	53.54	53.54		
5.7046	Tennis Eglinton Flats -Family Membership	Per Participant	182.74	188.05	188.05		
5.7047	Tennis Eglinton Flats - Priv Lesson 1:1	Per Participant	36.28	37.17	37.17		
5.7048	Tennis Eglinton Flats -Junior Membership	Per Participant	34.51	35.40	35.40		
5.7051	Tennis Eglinton Flats -Prime-Time Dropin	Per Participant	7.96	8.41	8.41		
5.7052	Tennis Eglinton Flats -Senior Membership	Per Participant	63.72	65.49	65.49		
5.7053	Tennis Eglinton Flats-PrivLesson 1:4/5/6	Per Participant	10.62	11.06	11.06		
5.7054	Tennis Eglinton Flats -Priv Lesson 1:2/3	Per Participant	18.14	18.58	18.58		
5.7056	Tennis L'Am - Guest Fee	Per Participant	4.87	5.31	5.31		
5.7057	Tennis L'Am - NonPrime HardTop Crt	Per Participant	7.96	7.96	7.96		
5.7058	Tennis L'Am - NonPrime Outdoor Crt	Per Participant	6.86	7.08	7.08		
5.7059	Tennis L'Am - NP Bubble A Summer	Per Participant	11.50	11.95	11.95		
5.706	Tennis L'Am - NP Mem Bubble A Winter	Per Participant	8.85	9.29	9.29		
5.7061	Tennis L'Am - NP NonMem Bubble A Winter	Per Participant	13.72	14.16	14.16		
5.7062	Tennis L'Am - P NonMem Bubble A Winter	Per Participant	18.58	19.03	19.03		
5.7063	Tennis L'Am - Prime Bubble A Summer	Per Participant	15.93	16.37	16.37		
5.7064	Tennis L'Am - Prime HardTop Crt	Per Participant	11.50	11.95	11.95		



APPENDIX A

2012 RECOMMENDED INFLATIONARY ADJUSTED USER FEES


Ref. #	Program/Fee Description	Fee Basis	2011 Fee \$	Inflation Adjusted Fee \$	2012 Recommended Fee	Incremental Revenue Impact \$	Contact Person
5.7065	Tennis L'Am - Prime Mem Bubble A Winter	Per Participant	13.72	14.16	14.16		
5.7066	Tennis L'Am - Prime Outdoor Court	Per Participant	9.73	10.18	10.18		
5.7072	PAYG Leisure Swim Family	Per Participant	4.42	4.87	4.87		
5.7102	Ski/Snb-1 hr Private Lesson	Per Participant	54.87	56.64	56.64		
5.7103	Ski/Snb-2 hr Private Lesson	Per Participant	109.73	112.83	112.83		
5.7105	Ski/Snb-1hr Complete Ski/Blades Rental	Per Participant	12.39	12.83	12.83		
5.7107	Ski/Snb-1hr Learning Area Ski/Snb Pass	Per Participant	7.96	8.41	8.41		
5.7109	Poles Only Rental	Per Participant	8.85	9.29	9.29		
5.7111	Ski/Snb-1hr Rental Ski/Snb	Per Participant	16.81	17.26	17.26		
5.7113	Ski/Snb-1hr Boots Only Rental	Per Participant	8.85	9.29	9.29		
5.7114	Ski/Snb-1hr Only Rental	Per Participant	10.62	11.06	11.06		
5.7118	Ski/Snb-2 hr Private Snb Lesson - CP	Per Participant	109.73	112.83	112.83		
5.712	Ski/Snb-2hr Complete Set Ski Rental/Blades	Per Participant	14.16	14.60	14.60		
5.7121	Ski/Snb-2hr Learning Area Ski/Snb Pass	Per Participant	7.96	8.41	8.41		
5.7125	Ski/Snb-2hr Rental Ski/Snb	Per Participant	18.58	19.03	19.03		
5.7127	Ski/Snb-2hr Ski/Snb Boots Only Rental	Per Participant	9.73	10.18	10.18		
5.713	Ski/Snb-2hr Ski/Snb Only Rental	Per Participant	12.39	12.83	12.83		
5.7132	Ski/Snb-4hr Complete Set Ski/Snb/Blade Rental	Per Participant	18.58	19.03	19.03		
5.7134	Ski/Snb-4hr Learning Area Pass	Per Participant	7.96	8.41	8.41		
5.7138	Ski/Snb-4hr Ski/Snb Boots Only Rental	Per Participant	13.27	13.72	13.72		
5.7139	Ski/Snb-4hr Only Rental	Per Participant	16.81	17.26	17.26		
5.7142	Ski/Snb-Additional 1hr Skier/Snowboarder	Per Participant	27.43	28.32	28.32		
5.7144	Ski/Snb-Adult- 2 hr Doubled or Adult 1hr Lift	Per Participant	13.27	13.72	13.72		
5.7148	Ski/Snb-Adult 2hr Lift-CP	Per Participant	19.47	19.91	19.91		
5.715	Ski/Snb-Adult- 4 hr Doubled Ski/Snb	Per Participant	18.58	19.03	19.03		
5.7152	Ski/Snb-Adult 4hr Ski/Snb Lift - All Day Double	Per Participant	22.12	23.01	23.01		
5.7154	Ski/Snb-Adult- All Day Doubled - CP	Per Participant	21.24	21.68	21.68		
5.7156	Ski/Snb-Adult All Day Lift	Per Participant	25.66	26.55	26.55		
5.7159	Ski/Snb-All Day Complete Set Blade/Poles/Boots Rental	Per Participant	23.01	23.89	23.89		
5.7161	Ski/Snb-All Day Learning Area Pass	Per Participant	7.96	8.41	8.41		
5.7165	Ski/Snb-All Day Boots Only Rental	Per Participant	15.93	16.37	16.37		
5.7166	Ski/Snb-All Day Only Rental	Per Participant	18.58	19.03	19.03		
5.7169	Ski/Snb-BOE Early Lesson	Per Participant	14.16	14.60	14.60		
5.7175	Ski/Snb-BOE Multiple Lesson	Per Participant	12.39	12.83	12.83		
5.7181	Ski/Snb-BOE Priority Lesson	Per Participant	11.50	11.95	11.95		
5.7189	Ski/Snb-BOE Regular Lesson	Per Participant	17.70	18.14	18.14		
5.7195	Ski/Snb-Child - 2 hr Doubled	Per Participant	10.62	11.06	11.06		
5.7197	Ski/Snb-Child - 4 hr Doubled - CP	Per Participant	15.93	16.37	16.37		
5.7199	Ski/Snb-Child - All Day Doubled - CP	Per Participant	18.58	19.03	19.03		
5.7201	Ski/Snb-Discover Lift - CP	Per Participant	9.73	10.18	10.18		




APPENDIX A

2012 RECOMMENDED INFLATIONARY ADJUSTED USER FEES

Ref. #	Program/Fee Description	Fee Basis	2011 Fee \$	Inflation Adjusted Fee \$	2012 Recommended Fee	Incremental Revenue Impact \$	Contact Person
5.7202	Ski/Snb-Discover Pkg - CP	Per Participant	19.47	19.91	19.91		
5.7203	Ski/Snb-Discover Rental - CP	Per Participant	8.85	9.29	9.29		
5.7207	Family Night Adult Pass	Per Participant	17.70	18.14	18.14		
5.7208	Ski/Snb - Helmet Mesh	Per Participant	0.88	0.88	0.88		
5.7209	Ski/Snb-Junior 1hr Lift	Per Participant	10.62	11.06	11.06		
5.7211	Ski/Snb-Junior 2hr Lift	Per Participant	16.81	17.26	17.26		
5.7214	Ski/Snb-Junior 4hr Lift	Per Participant	19.47	19.91	19.91		
5.7215	Ski/Snb-Junior All Day Lift	Per Participant	25.66	26.55	26.55		
5.7217	Ski/Snb-OA - 2 hr Doubled	Per Participant	10.62	11.06	11.06		
5.7219	Ski/Snb-OA - 4 hr Doubled - CP	Per Participant	15.93	16.37	16.37		
5.7221	Ski/Snb-OA - All Day Doubled - CP	Per Participant	18.58	19.03	19.03		
5.7223	Ski/Snb-Older Adult 1hr Lift	Per Participant	10.62	11.06	11.06		
5.7225	Ski/Snb-Older Adult 2hr Lift	Per Participant	16.81	17.26	17.26		
5.7227	Ski/Snb-Older Adult 4hr Lift	Per Participant	19.47	19.91	19.91		
5.7229	Ski/Snb-Older Adult All Day Lift	Per Participant	25.66	26.55	26.55		
5.7231	Ski/Snb-Preschool 1hr Lift	Per Participant	10.62	11.06	11.06		
5.7233	Ski/Snb-Preschool 2hr Lift	Per Participant	16.81	17.26	17.26		
5.7235	Ski/Snb-Preschool 4hr Lift	Per Participant	19.47	19.91	19.91		
5.7237	Ski/Snb-Preschool All Day Lift	Per Participant	25.66	26.55	26.55		
5.7239	Ski/Snb-Student 1hr Lift	Per Participant	10.62	11.06	11.06		
5.7241	Ski/Snb-Student 2hr Lift CP	Per Participant	16.81	17.26	17.26		
5.7243	Ski/Snb-Student 4hr Lift	Per Participant	19.47	19.91	19.91		
5.7245	Ski/Snb-Student All Day Lift	Per Participant	25.66	26.55	26.55		
5.7252	Ski/Snb-Adult - 4 hr Doubled	Per Participant	18.58	19.03	19.03		
5.7258	Ski/Snb-Adult - 2 Hour Lift-NY	Per Participant	16.81	17.26	17.26		
5.7275	BOE/SPG Race Assitant	Per Participant	15.04	15.49	15.49		
5.7278	Ski/Snb-Child - 4 hr Doubled - NY	Per Participant	13.27	13.72	13.72		
5.728	Ski/Snb-Child - All Day Doubled - NY	Per Participant	19.47	19.91	19.91		
5.7283	Ski/Snb-Discover 1 & 2 - NY	Per Participant	17.70	18.14	18.14		
5.7288	Discover Lesson -NY	Per Participant	15.93	16.37	16.37		
5.7295	Ski/Snb-Junior - 2 Hour Lift	Per Participant	13.27	13.72	13.72		
5.7303	Ski/Snb-OA - 2 Hour Lift - NY	Per Participant	13.27	13.72	13.72		
5.7309	Ski/Snb-OA - 4 hr Doubled - NY	Per Participant	13.27	13.72	13.72		
5.7311	Ski/Snb-OA - All Day Doubled - NY	Per Participant	19.47	19.91	19.91		
5.7317	Ski/Snb-Private Lesson - NY	Per Participant	43.36	44.69	44.69		
5.7319	Ski/Snb-Private Lesson -Semi-Private - Additional Person - NY	Per Participant	15.04	15.49	15.49		
5.7321	Private Lesson Lift - NY	Per Participant	13.27	13.72	13.72		
5.7322	Race Lift - NY	Per Participant	15.04	15.49	15.49		
5.7327	Ski/Snb-Rental-1hr-Full Set/Skis, Boots,Poles	Per Participant	12.39	12.83	12.83		

		APPENDIX A					
2012 RECOMMENDED INFLATIONARY ADJUSTED USER FEES							
Ref. #	Program/Fee Description	Fee Basis	2011 Fee \$	Inflation Adjusted Fee \$	2012 Recommended Fee	Incremental Revenue Impact \$	Contact Person
5.7328	Rental-1hr-Full Set/Snowboard, Boots	Per Participant	12.39	12.83	12.83		
5.7339	Ski/Snb-Rental-4hr-Full Set/Skis, Boots,Poles	Per Participant	18.58	19.03	19.03		
5.734	Rental-4hr-Full Set/Snowboard, boots	Per Participant	18.58	19.03	19.03		
5.735	Special Group Race	Per Participant	42.48	43.81	43.81		
5.7351	Special Group Race Gate	Per Participant	11.50	11.95	11.95		
5.7352	Special Group Race Gate Timing	Per Participant	77.88	80.09	80.09		
5.7353	Special Group Race Lesson	Per Participant	29.20	30.09	30.09		
5.7356	Ski/Snb-Student 2hr Lift NY	Per Participant	13.27	13.72	13.72		
6.6301	Ferry Service	One Round Trip to Toronto Island	4.75	5.00	5.00		
7.5525	TORONTO ISLAND CHALLENGE COURSE - HALF DAY - City Group	Per Participant	11.95	12.39	12.39		
7.5526	TORONTO ISLAND CHALLENGE COURSE - HALF DAY - TDSB/Non-Profit	Per Participant	14.60	15.04	15.04		
7.5527	TORONTO ISLAND CHALLENGE COURSE - HALF DAY - Corporate	Per Participant	19.47	20.35	20.35		
7.5528	TORONTO ISLAND CHALLENGE COURSE - FULL DAY - City Group	Per Participant	19.47	20.35	20.35		
7.5529	TORONTO ISLAND CHALLENGE COURSE - FULL DAY - TDSB/Non-Profit	Per Participant	24.34	24.78	24.78		
7.553	TORONTO ISLAND CHALLENGE COURSE - FULL DAY - Corporate	Per Participant	29.20	30.09	30.09		
7.5531	Toronto Island Boathouse - Rentals - Canoes (1Hrs)	Per Participant	19.47	20.35	20.35		
7.5532	Toronto Island Boathouse - Rentals - Pedal Boats (1Hr)	Per Participant	19.47	20.35	20.35		
7.5533	Toronto Island Boathouse - Rentals - Rowboats (1Hr)	Per Participant	24.78	25.66	25.66		
7.5534	Toronto Island Boathouse - Rentals - Solo Kayaks (1Hr)	Per Participant	19.47	20.35	20.35		
7.5535	Toronto Island Boathouse - Rentals - Tandem Kayaks (1Hr)	Per Participant	24.78	25.66	25.66		
7.5536	Toronto Island Boathouse - Rentals - Canoes (3Hr)	Per Participant	44.25	46.02	46.02		
7.5537	Toronto Island Boathouse - Rentals - Pedal Boats (3Hrs)	Per Participant	44.25	46.02	46.02		
7.5538	Toronto Island Boathouse - Rentals - Rowboats (3Hr)	Per Participant	58.41	60.18	60.18		
7.5539	Toronto Island Boathouse - Rentals - Solo Kayaks (3Hrs)	Per Participant	44.25	46.02	46.02		
7.554	Toronto Island Boathouse - Rentals - Tandem Kayaks (3Hrs)	Per Participant	58.41	60.18	60.18		
7.5541	Toronto Island Boathouse - Rentals - Any boat	Per Participant	70.80	72.57	72.57		
7.5542	Toronto Island Tram - 35 Minute Tram Tour: Adult	Per Participant	5.75	6.19	6.19		
7.5543	Toronto Island Tram - 35 Minute Tram Tour: Senior	Per Participant	3.98	4.42	4.42		
7.5544	Toronto Island Tram - 35 Minute Tram Tour: Student	Per Participant	3.98	4.42	4.42		
7.5545	Toronto Island Tram - 35 Minute Tram Tour: Children	Per Participant	3.10	3.54	3.54		
7.5546	Toronto Island Tram - Private Bookings: Adult	Per Participant	3.98	4.42	4.42		
7.5547	Toronto Island Tram - Private Bookings: Senior	Per Participant	3.10	3.54	3.54		
7.5548	Toronto Island Tram - Private Bookings: Child	Per Participant	2.21	2.65	2.65		

	APPENDIX A						
2012 RECOMMENDED INFLATIONARY ADJUSTED USER FEES							
Ref. #	Program/Fee Description	Fee Basis	2011 Fee \$	Inflation Adjusted Fee \$	2012 Recommended Fee	Incremental Revenue Impact \$	Contact Person
7.5549	Toronto Island Tram - Private Bookings: Minimum Booking Fee: - Spring and Fall: Weekdays	Per Participant	97.35	100.00	100.00		
7.555	Toronto Island Tram - Private Bookings: Minimum Booking Fee: - Spring and Fall: Weekends	Per Participant	146.02	150.44	150.44		
7.5551	Toronto Island Tram - Private Bookings: Minimum Booking Fee: - Summer: Weekdays	Per Participant	146.02	150.44	150.44		
7.5552	Toronto Island Tram - Private Bookings: Minimum Booking Fee: - Summer: Weekends	Per Participant	243.36	250.44	250.44		
7.7488	Toronto Island Tram - Private Bookings: Student	Per Participant	3.10	3.54	3.54		
PARKS FORESTRY & RECREATION - TOTAL						1,445,743	
TORONTO BUILDING							
12	Brownfield regulation implementation fee for new residential unit	Per new residential unit	45.77	46.70	46.73	1,133,323	
13	Application fee for intake, review, and inspection of roof signs	Per square metre	35.99 to 209.98	36.72 to 214.24	36.75 to 214.39		
14	Application fee for intake, review, and inspection for signs other than roof	Per square metre	30.01 to 209.98	30.62 to 214.24	30.64 to 214.39		
15	Plan revisions; alterations/relocation of existing signs on same property, and permit renewals	Each application	209.98	214.24	214.39		
23	Routine compliance search fee to process the application, and carry out the review	Per request	125.66	128.21	128.30		
24	Application fee for, plan review, and inspection activities - work without prescribed const. value	Per Hour	75.39	76.92	76.97		
25	Application fee for, plan review, and inspection activities - work with prescribed constr. Value	Per \$1000 of prescribed construction value	17.59	17.95	17.96		
26	Review permit for change in ownership	Per permit	100.52	102.56	102.63		
27	Special inspection fee for inspection activities after hours/weekends	Per hour	75.39	76.92	76.97		
28	Revise and issue permit for application intake, plan review, and inspection activities	Per Hour	75.39	76.92	76.97		
29	Permit for change of use for application intake, plan review, and inspection activities	Per Hour	75.39 to 251.30	76.92 to 256.40	76.97 to 256.98		
30	Permission to defer revocation - fee for administration, and inspection activities	Per Hour	75.39 to 100.52	76.92 to 102.56	76.92 to 102.63		
31	Part permit fee for application intake, plan review, and inspection activities	Each Part Permit	251.30	256.40	256.58		
32	Conditional permit fee for application intake, plan review, and inspection activities	Per Permit - An additional 10% of the permit fee for the entire project	251.30 to 2513.02	256.40 to 2,564.03	256.78 to 2,565.79		



APPENDIX A

2012 RECOMMENDED INFLATIONARY ADJUSTED USER FEES

Ref. #	Program/Fee Description	Fee Basis	2011 Fee \$	Inflation Adjusted Fee \$	2012 Recommended Fee	Incremental Revenue Impact \$	Contact Person
33	Construction w/o building permit fee for investigating and documenting the process	Per Permit Phase -50% of the estimated permit fees for that phase	Variable up to Maximum \$23,933.48	Variable up to Maximum \$24,419.32	Variable up to Maximum \$24,436.08		
34	To recover the costs surrounding the investigation and documentation process	Per Project -50% of the estimated permit fees	119.66 to 23,933.48	122.09 to 23,933.48	122.17 to 24,436.08		
35	The application intake, and plan review activities for revision to a permit not issued	Per Revision Per Hour	75.39 to 100.52	76.92 to 101.22	76.97 to 102.63		
36	Hourly rate for examination and inspection activities beyond 5 hours	Per Hour	75.39	76.92	76.97		
37	Fee for inspection activities for authority to occupy prior to completion.	Per Project	376.95	384.60	384.87		
38	Application intake, plan review, and inspection activities for assembly occupancies	Per Square Meter	25.13	25.64	25.66		
39	Application intake, plan review, and inspection activities for restaurants (shell)	Per Square Meter	21.03	21.46	21.47		
40	Application intake, plan review, and inspection activities- open public swimming pools	Per Square Meter	6.76	6.90	6.90		
41	Application intake, plan review, and inspection activities - transit stations, subways, etc.	Per Square Meter	19.45	19.84	19.86		
42	Application intake, plan review, and inspection activities - all other Group A buildings	Per Square Meter	25.13	25.64	25.66		
43	Application intake, plan review, and inspection activities - institutional occupancies	Per Square Meter	26.75	27.29	27.31		
44	Application intake, plan review, and inspection activities fee for residential occupancies	Per Square Meter	15.08	15.39	15.40		
45	Application intake, plan review, and inspection activities fee - multiple unit buildings	Per Square Meter	23.88	24.36	24.38		
46	Application intake, plan review, and other administrative activities fees - certification of plans	Per Square Meter	7.54	7.69	7.70		
47	Application intake, plan review, and inspection activities fee - building permits certified plans	Per Square Meter	12.80	13.06	13.07		
48	Application intake, plan review, and inspection activities fee -all other residential occupancies	Per Square Meter	15.08	15.39	15.40		
49	Application intake, plan review, and inspection activities fee- office bldgs(shell) Grp D bldgs(shell)	Per Square Meter	15.80	16.12	16.13		
50	Application intake, plan review, and inspection activities - finished bldgs Group D	Per Square Meter	19.87	20.27	20.29		
51	Application intake, plan review, and inspection activities fee-mercantile occupancies etc (shell)	Per Square Meter	12.80	13.06	13.07		





APPENDIX A


2012 RECOMMENDED INFLATIONARY ADJUSTED USER FEES


Ref. #	Program/Fee Description	Fee Basis	2011 Fee \$	Inflation Adjusted Fee \$	2012 Recommended Fee	Incremental Revenue Impact \$	Contact Person
52	Application intake, plan review, and inspection activities - mercantile occupancies (finished)	Per Square Meter	16.87	17.21	17.22		
53	Application intake, plan review, and inspection activities fee-industrial occupancies <7500 sq.m.	Per Square Meter - bldg shell	10.05	10.25	10.26		
54	Application intake, plan review, and inspection activities fee-industrial bldgs less than 7500 sq.m.	Per Square Meter - finished bldgs	13.82	14.10	14.11		
55	Application intake, plan review, and inspection activities fee - industrial bldgs shell >7500 sq.m.	Per Square Meter -	8.14	8.31	8.31		
56	Application intake, plan review, and inspection activities fee-finished industrial bldgs >7500 sq.m,	Per Square Meter	12.21	12.46	12.47		
57	Application intake, plan review, and inspection activities fee- gas stations, car washes	Per Square Meter	12.57	12.83	12.83		
58	Application intake, plan review, and inspection activities fee-parking garages	Per Square Meter	6.58	6.71	6.72		
59	Application intake, plan review, and inspection activities - all other Group F bldgs	Per Square Meter	13.82	14.10	14.11		
60	Application intake, plan review, and inspection activities fee-alterations/renovations	Per Square Meter	4.07	4.15	4.16		
61	Application intake, plan review, and inspection activities fee-interior alterations	Per Square Meter	3.77	3.85	3.85		
62	The application intake, and review activities for proposed building demolition	Per Square Meter	0.13	0.13	0.13		
63	Application intake, and review activities for demolition implosion	Each request	1884.76	1923.02	1924.37		
64	Application fee for intake, and review activities for environmental review	Each request	837.67	854.67	855.27		
65	Fee for application intake, plan review, and inspection activities for communication towers	Per Structure	345.54	352.55	352.80		
66	Fee for application intake, plan review, and inspection activities for crane runway	Per Structure	345.54	352.55	352.80		
67	Fee for application intake, plan review, and inspection activities - exterior tank & support	Per Structure	345.54	352.55	352.80		
68	Application intake, plan review, and inspection activities - pedestrian bridge	Per Structure	345.54	352.55	352.80		
69	Application intake, plan review, and inspection activities fees-retaining wall	\$ per Lineal Meter	10.05	10.25	10.26		
70	Application intake, plan review, and inspection activities - satellite dish, solar collector	Per Structure	345.54	352.55	352.80		
71	Application intake, plan review, and inspection activities - pool fence enclosures	Per application	100.52	102.56	102.63		

TORONTO		APPENDIX A					
2012 RECOMMENDED INFLATIONARY ADJUSTED USER FEES							
Ref. #	Program/Fee Description	Fee Basis	2011 Fee \$	Inflation Adjusted Fee \$	2012 Recommended Fee	Incremental Revenue Impact \$	Contact Person
72	Application intake, plan review, and inspection activities - air supported structures	Per Square Meter	7.18	7.33	7.33		Ann Borooah 416-397-4446
73	Application intake, plan review, and inspection activities fee-balcony guards/replacement guards	Per Lineal Meter	1.88	1.92	1.92		
74	Application intake, plan review, and inspection activities fee - balcony repairs	Per Balcony	17.59	17.95	17.96		
75	Application intake, plan review, and inspection activities fee-basement finishing dwellings&/houses	Per Square Meter	5.03	5.13	5.14		
76	Application intake, plan review, and inspection activities fee-unfinished -nonresidential bldgs	Per Square Meter	5.03	5.13	5.14		
77	Application intake, plan review, and inspection activities-canopy (not enclosed)	Per Square Meter	5.39	5.50	5.50		
78	Application intake, plan review, and inspection activities-ceilings(added or replacement	Per Square Meter	0.50	0.51	0.51		
79	Application intake, plan review, and inspection activities - demising walls	Per Lineal Meter	5.03	5.13	5.14		
80	Application intake, plan review, and inspection activities - electromagnetic locks	Per Lock	\$37.70 (Maximum of \$376.95)	\$38.46 (Maximum of \$384.60)	\$38.49 (Maximum of \$384.87)		
81	Fee for application intake, plan review, and inspection activities - emergency lightings	Per Storey	\$43.98 (Maximum of \$439.78)	\$44.87 (Maximum of \$448.71)	\$44.90 (Maximum of \$449.02)		
82	To recover the costs for application intake, plan review, and inspection activities-farm buildings	Per Square Meter	8.79	8.97	8.97		
83	The costs for application intake, plan review, and inspection activities -fire alarms	Per Storey	\$62.82 (Maximum of \$628.25)	\$64.10 (Maximum of \$641.00)	\$64.14 (Maximum of \$641.44)		
84	Application intake, plan review, and inspection activities -window replacements	Per Window	2.46	2.51	2.51		
85	Application intake, plan review, and inspection activities-manholes, catchbasins etc.	Each	31.41	32.05	32.07		
86	Application intake, plan review, and inspection activities-backflow prevention devices	Each	75.39	76.92	76.97		
87	Application intake, plan review, and inspection activities-holding tanks	Each	314.12	320.50	320.72		
88	Application intake, plan review, and inspection activities - septic tanks	Each	628.25	641.00	641.45		
89	Application intake, plan review, and inspection activities - fixtures, equipment, etc.	Each fixture, equipment, roof drain	18.84	19.22	19.24		

		APPENDIX A					
2012 RECOMMENDED INFLATIONARY ADJUSTED USER FEES							
Ref. #	Program/Fee Description	Fee Basis	2011 Fee \$	Inflation Adjusted Fee \$	2012 Recommended Fee	Incremental Revenue Impact \$	Contact Person
90	Application intake, plan review, and inspection activities - fixtures, equipment roof drain	Each fixture, equipment, roof drain	25.13	25.64	25.66		
91	Application intake, plan review, and inspection activities-piping, water services etc.	Each	100.52	102.56	102.63		
92	Application intake, plan review, and inspection activities- buried plumbing, drainage piping	Each	100.52	102.56	102.63		
93	Application intake, plan review, and inspection activities-inside sanitary and storm piping	Per Lineal Meter	2.13	2.17	2.17		
94	Application intake, plan review, and inspection activities-sanitary and storm piping	Per Lineal Meter	2.13	2.17	2.17		
95	Application intake, plan review, and inspection activities-Group A&B Occupancies	Per Square Meter	1.55	1.58	1.58		
96	Application intake, plan review, and inspection activities-heating and Ventilation only with no ductwork	Flat Fee	157.07	160.26	160.37		
97	Application intake, plan review, and inspection activities-Heating, Ventilation and Air Conditioning (HVAC)	Flat Fee	219.89	224.35	224.51		
98	Application intake, plan review, and inspection activities-boiler or furnace replacement	Flat Fee	125.66	128.21	128.30		
99	Application intake, plan review, and inspection activities-air conditioning unit addition	Flat Fee	125.66	128.21	128.30		
100	Application intake, plan review, and inspection activities -Other group C occupancies	Per Square Meter	1.13	1.15	1.15		
101	For application intake, plan review, and inspection activities-Group D&E bldgs	Per Square Meter	1.26	1.29	1.29		
102	Application intake, plan review, and inspection activities-small bldgs up to 230 sq.m.	Flat Fee	188.48	192.31	192.44		
103	To recover the costs for application intake, plan review, and inspection activities- Laboratories	Per Square Meter	1.55	1.58	1.58		
104	To recover the costs for application intake, plan review, and inspection activities-parking garages	Per Square Meter	0.31	0.32	0.32		
105	Application intake, plan review, and inspection activities fee-all other Group F Occupancies	Per square meter	0.87	0.89	0.89		
106	Application intake, plan review, and inspection -activities-HVAC alterations (Unit Heater, Make-up Air Unit, Exhaust Fan) and/or Ductwork Alterations	Flat Fee	157.07	160.26	160.37		
107	Application intake, plan review, and inspection activities-HVAC alterations (Boiler/Furnace, or Air Conditioning Unit)	Flat Fee	314.12	320.50	320.72		
108	Application intake, plan review, and inspection -activities-special ventilation systems	Flat Fee	376.95	384.60	384.87		

		APPENDIX A					
2012 RECOMMENDED INFLATIONARY ADJUSTED USER FEES							
Ref. #	Program/Fee Description	Fee Basis	2011 Fee \$	Inflation Adjusted Fee \$	2012 Recommended Fee	Incremental Revenue Impact \$	Contact Person
109	Application intake, plan review, and inspection activities-tent certification	Up to Two Tents	100.52	102.56	102.63		
110	Application intake, plan review, inspection activities-tent certification	Per Additional Tent (over two)	31.41	32.05	32.07		
111	Application intake, plan review, and inspection activities -permits for certified tent	Per Tent	100.52	102.56	102.63		
112	Application intake, plan review, and inspection activities-temporary tent up to 225 sq.m.	Per Square Meter	1.26	1.29	1.29		
113	Application intake, plan review, and inspection activities-additional tent area > 225 sq.m.	Per Square Meter	0.31	0.32	0.32		
114	Application intake, plan review, and inspection activities-temporary structures	Per Square Meter	12.57	12.83	12.83		
115	For application intake, plan review, and inspection activities-underpinnings	Per Lineal Meter	10.05	10.25	10.26		
116	For application intake, plan review, and inspection activities-fire doors retrofit	Each	\$25.13 (Maximum of \$376.95)	\$25.64 (Maximum of \$384.60)	\$25.66 (Maximum of \$384.87)		
117	Application intake, plan review, and inspection activities fee-fireplaces and/or woodstoves	Each	100.52	102.56	102.63		
118	Application intake, plan review, and inspection activities fee-mechanical service spaces/penthouses	Per Square Meter	8.79	8.97	8.97		
119	Application intake, plan review, and inspection activities fee-parking garage repairs/slab reconstruct.	Per Square Meter	5.03	5.13	5.14		
120	Application intake, plan review, and inspection activities- Parking Garage- all other construction	Per Square Meter	1.88	1.92	1.92		
121	Application intake, plan review, and inspection activities-portable classrooms: non certified	Per Portable	125.66	128.21	128.30		
122	Application intake, plan review, and inspection activities fee-portable classrooms: certification	Per Portable	125.66	128.21	128.30		
123	Application intake, plan review, and inspection activities fee-certified portable classrooms	Per Portable	62.82	64.10	64.14		
124	Application intake, plan review, and inspection activities-repairs/recladding walls, re-roofing	Per Square Meter	0.62	0.63	0.63		
125	Application intake, plan review, and inspection activities fee-re-roofing with structural work	Per Square Meter	5.03	5.13	5.14		
126	Application intake, plan review, and inspection activities fee-residential deck, carport, porch	Each	100.52	102.56	102.63		
127	For application intake, plan review, and inspection activities-shoring	Per Lineal Meter	10.05	10.25	10.26		

		APPENDIX A					
2012 RECOMMENDED INFLATIONARY ADJUSTED USER FEES							
Ref. #	Program/Fee Description	Fee Basis	2011 Fee \$	Inflation Adjusted Fee \$	2012 Recommended Fee	Incremental Revenue Impact \$	Contact Person
128	Application intake, plan review, and inspection activities fee-detached garages, accsry structures	Each	100.52	102.56	102.63		
129	For application intake, plan review, and inspection activities-sprinklers	Per Square Meter	0.50	0.51	0.51		
130	For application intake, plan review, and inspection activities-standpipes	Each	43.98 to 439.80	44.87 to 448.72	44.90 to 449.04		
131	Application intake, plan review, and inspection activities for energy efficiency devices and equipment	Per Installation	96.93	98.90	98.97		
136	Administrative fee for collecting and processing road damage deposit	Each application	54.14	55.24	55.28		
137	Application intake, processing, report writing and associated administrative work	Per application	1533.75	1564.89	1565.98		
138	Application intake, review and report generation for an appeal of the decision of the Chief Building Official to the Sign Variance Committee	Per application	613.50	625.95	626.39		
139	To perform additional inspections, preparation of notices, and other enforcement activities realted signs and sign structures being erected or displayed prior to the application and approval of a sign variance	per sign face	766.88	782.45	783.00		
140	Application intake and review, consultation and report preparation, site visits and associated administration	per application	2556.25	2608.14	2609.97		
141	To perform additional inspections, generation of notices and any associated administration and enforcment activities for a sign or sign structure prior to the application and approval of a site specific sign by-law amendment or signage master plan.	per sign face	766.88	782.45	783.00		
142	To cover the costs of application intake and review, and to perform any administration associated with the transfer of a sign or sign structure form one sign owner to another	Per sign permit	98.55	100.55	100.62		
143	To intake and review, or inspect any sign permits for which additional information has been submittede after the initial intake, review or inspection activities.	per hour	73.92	75.42	75.47		
144	To perform additional inspection and enforcment activities, the generation of notices and any associated administration required where a sign or sign face has been erected prior to the issuance of a sign permit.	per sign face	766.88	782.45	783.00		
145	To perform the intake, review, and inspection of a third party sign permit, subject to a five year renewal, that is being renewed.	per square metre	18.01	18.38	18.39		
146	To review the structural components of a sign face or sign structure against the requirements of the Ontario Building Code	per installation	56.24	57.38	57.42		

		APPENDIX A					
2012 RECOMMENDED INFLATIONARY ADJUSTED USER FEES							
Ref. #	Program/Fee Description	Fee Basis	2011 Fee \$	Inflation Adjusted Fee \$	2012 Recommended Fee	Incremental Revenue Impact \$	Contact Person
147	Court/Tribunal Attendance Fee	Per Property	613.50	625.95	626.39		
149	Permission to Defer Revocation, Plus Each Additional Hour	Per Hour	75.39	76.92	76.97		
150	Application for a variance to Chapter 694 with respect to a First-Party Sign	Per Application	683.64	697.52	698.01		
151	Marijuana Grow Operation Enforcement, Inspection Fee Per Property	Per Property	613.50	625.95	626.39		
152	MGO assessment report, remediation plan review and clerical administration costs of Toronto Public Health.	Per Report	750.00	765.23	765.76		
TORONTO BUILDING - TOTAL						1,133,323	
EMERGENCY MEDICAL SERVICES							
10	Emergency First Aid & CPR Level A Training for Taxi Drivers (Internal) - EFA-TAXI	Per person	56.00	57.62	57.62	4,365	
28	CPR Level C Renewal Training (Toronto Public Health) - CPR-C RENEWAL (TPH)	Per person.	31.00	31.90	31.90		Stuart Irvine 416-392-2007
33	Instructor Course (Internal)	Per person	615.00	632.84	632.84		
EMERGENCY MEDICAL SERVICES - TOTAL						4,365	
CITY CLERK'S OFFICE							
15	Assessment Roll Request for Information Fee	Fee per property	10.00	10.21	10.21	2,344	
16	Letter of Ownership/Tenancy/ Residency Fee	Per letter	10.00	10.21	10.21		
18	Assessment Copy Fee	per page	5.00	5.11	5.11		
19	Assessment Roll-Touch Screen Printout Fee	per page	1.00	1.02	1.02		
20	Assessment Roll-Touch Screen Printout and Mailing Fee	per address if mailed	10.00	10.21	10.21		
21	Assessment Roll-Certification Fee	per certification	20.00	20.42	20.42		
22	Assessment Roll-Certification Fee for consecutive pages	for each consecutive page	5.00	5.11	5.11		
25	Wedding Chamber Rental Fee - East York	Per 1/2 hour	100.00	102.10	102.10		
26	Wedding Chamber Rental Fee - North York	per 1/2 hour	100.00	102.10	102.10		
27	Wedding Chamber Rental Fee - Scarborough	Per 1/2 hour	100.00	102.10	102.10		
28	Wedding Chamber Rental Fee - York	Per 1/2 hour	100.00	102.10	102.10		
29	Bingo Licence Fee - Prizeboard up to \$300	Per event	10.00	10.21	10.21		
32	Raffle Licence Fee - Prize value up to \$300.	Per event	10.00	10.21	10.21		
35	Bazaar Licence for wheels which includes Raffle and Bingo up to \$300	Per wheel per day and /or per bingo / raffle per day	10.00	10.21	10.21		Betty Henderson 416-392-8088
37	Lottery Licence Amendment Fee	Per amendment	25.00	25.53	25.53		
38	Licence Fee per event	Per event	25.00	25.53	25.53		
39	Eligibility Review Fee	Per review	25.00	25.53	25.53		
40	Approval to sell raffle tickets fee	Per approval	25.00	25.53	25.53		
51	Rental of facility - security	Per hour (minimum 4 hrs)	40.20	41.04	41.04		
52	Rental of facility - Audio Visual Technician	Per hour (minimum 4 hours)	41.20	42.07	42.07		
78	Property Standards appeal	Per appeal	250.00	255.25	255.25		



APPENDIX A

2012 RECOMMENDED INFLATIONARY ADJUSTED USER FEES


Ref. #	Program/Fee Description	Fee Basis	2011 Fee \$	Inflation Adjusted Fee \$	2012 Recommended Fee	Incremental Revenue Impact \$	Contact Person
	Cost recovery related to Statutory Public Notices mailed (non City-initiated)	Per notice mailed / placed in media (\$1.02 per page/size dependent for ads)	1.02	1.04	1.04		
91.1	Photocopies (non assessment roll)	Per Impression	0.50	0.51	0.51		
92	Certification of hard copy material (non assessment roll)	Per document	20.00	20.42	20.42		
93	Certification of material - attachments to primary document (Supplemental fee) for non assessment roll	Per attachment	1.00	1.02	1.02		
	CITY CLERK'S OFFICE - TOTAL					2,344	
	LEGAL SERVICES						
1	Surrender, Discharge, Release or Assumption documentation	per document	221.04	225.68	225.68		Margaret Fischer 416-392-8054
2	Discharge of Mortgage	per discharge	221.04	225.68	225.68		
3	Consent to document registration	per consent	221.04	225.68	225.68		
4	Correcting Deed	per deed	221.04	225.68	225.68		
5	Compliance Request	per property	221.04	225.68	225.68		
6	Due Diligence Request by Purchasers of Municipal Property	per request	221.04	225.68	225.68		
7	Review Tenant's Notice of Lease	per notice	221.04	225.68	225.68		
8	Renewal of Lease/Licence	per renewal	443.09	452.39	452.39		
9	Lease/Licence Amending Agreement	per agreement	443.09	452.39	452.39		
10	Response to Applications for First Registration in Land Titles	per application	443.09	452.39	452.39		
11	Encroachment Agreement	per agreement	553.10	564.72	564.72		
12	Easement Agreement	per agreement	553.10	564.72	564.72		
13	Preparation of Nominal Sum Lease or Licence	per document	553.10	564.72	564.72		
14	Consent to Applications Where City is Interested Party	per consent	553.10	564.72	564.72		
15	Landlord's or Tenant's Lease Acknowledgement (a) routine	per acknowledgment	332.06	339.03	339.03		
16	Landlord's or Tenant's Lease Acknowledgement (b) complex	per acknowledgment	1106.20	1129.43	1129.43		
17	Consent to Assignment or Sublet of Lease/Licence (a) routine	per consent	553.10	564.72	564.72		
18	Consent to Assignment or Sublet of Lease/Licence (b) complex	per consent	2213.42	2259.90	2259.90		
19	Consent to Security Documents or a refinancing (a) routine	per consent	553.10	564.72	564.72		
20	Consent to Security Documents or a refinancing (b) complex	per consent	2213.42	2259.90	2259.90		
37	Preparation & Registration of Order	Per Order	433.92	443.03	443.03		
38	Preparation & Discharge of Order	Per Discharge	271.97	277.68	277.68		
39	Title Investigation	Per Title Investigation	108.99	111.28	111.28		
40	Solicitor Services	Per Hour	162.98	166.40	166.40		
	LEGAL SERVICES - TOTAL					0	
	INFORMATION & TECHNOLOGY SERVICES						
25	Property data map (1:4,000)	Per map	4.00	4.09	4.09	3,000	
26	Paper index map illustrating the boundaries of the PDM maps at 1:25,000.	Per map	25.00	25.55	25.55		
27	Property data map (1:2,000)	Per map	6.00	6.13	6.13		
28	Municipal map book-1:4,000	Per book	40.00	40.88	40.88		




APPENDIX A


2012 RECOMMENDED INFLATIONARY ADJUSTED USER FEES


Ref. #	Program/Fee Description	Fee Basis	2011 Fee \$	Inflation Adjusted Fee \$	2012 Recommended Fee	Incremental Revenue Impact \$	Contact Person
29	Municipal map book set - 1:4,000	Per set	140.00	143.07	143.07		Grant Coffey 416-392-29759
31	Set of four property data map district book -1:2,000	Per set	1,300.00	1,328.47	1,328.47		
32	Electronic pdf municipal map book set	Per set	140.00	143.07	143.07		
33	Community council boundaries and electoral wards map - 11"x17" (Also available in electronic PDF format.)	Per map	10.00	10.22	10.22		
34	Community council boundaries and electoral wards maps - 24"x36"	Per map	15.00	15.33	15.33		
35	Community council boundaries and electoral wards map - 36"x70"	Per map	25.00	25.55	25.55		
36	36"x60" Paper or PDF map at 1:30,000 scale or provide non- georeferenced image file (600 DPI jpeg).	Per map	25.00	25.55	25.55		
42	Provide paper or electronic PDF Ward maps - 36"x26"	Per map	6.00	6.13	6.13		
43	Provide paper or electronic PDF Ward maps - 11"x17".	Per map	5.00	5.11	5.11		
56	Aerial photo enlargement (letter sized)	Per paper print.	5.00	5.11	5.11		
57	Aerial photo enlargement - 11"x17"	Per print.	7.00	7.15	7.15		
60	Electronic property data maps	Per map	100.00	102.19	102.19		
62	ESM topographic mapping (electronic CAD).	Per sq.km.	300.00	306.57	306.57		
63	Digital terrain model, full resolution electronic maps.	Per sq. km.	250.00	255.48	255.48		
65	Parcel mapping (electronic)	Per sq. km.	120.00	122.63	122.63		
66	Orthoimage 0.075m resolution quad tiles (electronic)	Per image tile	25.00	25.55	25.55		
67	Orthoimages 0.30 resolution electronic maps.	Per image tile	50.00	51.10	51.10		
72	Electronic images of 2003 aerial photos (black and white 1:6,000) Electronic images of 2005 aerial photos (colour, 8,5 cm resolution)	Per image tile	15.00	15.33	15.33		
73	Create enterprise stereoscopic electronic models. DVP - 2003 imagery, 7.5 cm resolution DVP/TIFF - 2001 imagery, 8.5 cm resolution	Per Model	50.00	51.10	51.10		
76	DVP, ISM/TIFF - 1999 imagery, 15 cm resolution	Per Map	4.00	4.09	4.09		
77	Ravine By-Law Maps 11"x17" PDF or Paper drawing	Per request	65.00	66.42	66.42		
92	Provides Digital or Paper drawing	Per map	6.00	6.13	6.13		
99	Archival former Toronto topographic map, 1985	Per Dataset	1,300.00	1,328.47	1,328.47		
100	File formats - ESRI Shape File, DGN, DWG, DXF (per dataset)	Per Feature	325.00	332.12	332.12		
102	File formats - ESRI Shape File, DGN, DWG, DXF (per feature) The District Maps cover one City of Toronto District Service Area (North York, Etobicoke York, Toronto and East York, Scarborough).	Per District	15.00	15.33	15.33		


		APPENDIX A					
2012 RECOMMENDED INFLATIONARY ADJUSTED USER FEES							
Ref. #	Program/Fee Description	Fee Basis	2011 Fee \$	Inflation Adjusted Fee \$	2012 Recommended Fee	Incremental Revenue Impact \$	Contact Person
104	Package includes: full PDM set (in DGN, DXF and DWG) Digital Street Centreline TCL - SHAPE format Digital Terrain Model - generalized Orthoimagery - High Resolution (500m x 500m)	Per Package	2,000.00	2,043.80	2,043.80		
	INFORMATION & TECHNOLOGY SERVICES - TOTAL					3,000	
	TORONTO PUBLIC HEALTH					2,130	
1	Inspecting properties, conducting file search and issuing reports	Per Request	150.00	153.38	153.38		
2	Inspecting premises, conducting file search and issuing a report	Per Application	150.00	153.38	153.38		
3	Processing a license application, includes inspection and providing report	Per Request	150.00	153.38	153.38		
4	Inspecting a mobile cart for license purposes	Per Request	150.00	153.38	153.38		
5	Covers the cost of food handler training	Per Person	40.00	40.90	40.90		
6	Covers the cost of examination testing and issuing of food handler certificate	Per Certification	30.00	30.68	30.68		
7	Covers the cost of issuing a TPH certificate	Per Request	5.00	5.11	5.11		
8	Covers the cost of administration and materials to reissue certificate	Per Request	10.00	5.11	5.11		
9	Covers the cost of processing the wallet card with a photo	Per Request	5.00	5.11	5.11		
10	To cover the cost of reviewing and accrediting programs	Per Request	300.00	306.75	306.75		
11	Cost for PHI to review documentation and clerk to prepare letter of approval - body shipment letter.	Per Request	25.00	25.56	25.56		
12	Cost for PHI to review documentation and clerk to prepare letter of approval - disinterment letter.	Per Request	25.00	25.56	25.56		
13	Assessment Report/Remediation Plan Review fee	Per Report/Plan Review	509.30	520.76	520.76		
15	Inspection and Enforcement Fee	Per Property	509.30	520.76	520.76		
16	Court/Tribunal Attendance Fee	Per Property	509.30	520.76	520.76		
17	Inspecting properties when owners apply for a lodging house licence in the former municipality of Etobicoke	Per Application	395.00	403.89	403.89		
18	Inspecting properties when owners of lodging houses seek a renewal of the Lodging House Licence in the former municipality of Etobicoke	Per Application	226.00	231.09	231.09		
19	To cover the cost of the material to produce the Food Handler Safety Manual	Per Request	10.00	10.23	10.23		
20	To cover the cost of the material to produce the Food Handler Safety manual and Shipping and handling	Per Request	25.00	25.56	25.56		
	TORONTO PUBLIC HEALTH - TOTAL					2,130	
	CITY PLANNING						

Riyaz Kachra 416-338-8016

		APPENDIX A					
2012 RECOMMENDED INFLATIONARY ADJUSTED USER FEES							
Ref. #	Program/Fee Description	Fee Basis	2011 Fee \$	Inflation Adjusted Fee \$	2012 Recommended Fee	Incremental Revenue Impact \$	Contact Person
1	Review of application for official plan amendment	Per application	15412.52	15736.18	15736.18	443,800	
2	Base fee for zoning by-law amendment	Base Fee	6187.91	6317.86	15621.30		
3	Additional Fee: if buildings having gross floor area over 500 sq. m.-Residential	Per \$/sq. m	2.60	2.65	5.29		
3.1	Additional Fee: if buildings having gross floor area over 500 sq. m. Non--Residential	Per \$/sq. m	2.60	2.65	3.93		
3.2	Additional Fee: if buildings having gross floor area over 500 sq. m.-Mixed use	Per \$/sq. m	2.60	2.65	2.93		
4	Application fee for holding by-law amendment	Per application	6165.01	6294.48	8623.00		
5	Base fee for plan of subdivision approval	Each Plan	23118.78	23604.27	27567.00		
6	Additional fee for each proposed lot - plan of subdivision approval	Per \$/each proposed lot	513.74	524.53	870.00		
7	Base fee for approval of description pursuant to the Condominium Act, 1998	Per application	15412.52	15736.18	7249.10		
8	Additional fee per unit for approval of description pursuant to the Condominium Act 1998	Per \$/unit	51.42	52.50	19.28		
9	Base fee for part lot control under Section 50(5) of the Planning Act	Per application	9249.03	9443.26	3800.00		
10	Additional fee for each proposed lot	\$/each proposed lot	1027.53	1049.11	380.00		
11	Base fee for site plan control (approval of plans and drawings under Section 41 of the Planning Act	Base Fee	2568.82	2622.77	4500.00		
12.1	Additional fee for site plan control if building gross floor area -first 700 square metre-Residential Use	Per sq. m	2.60	2.65	10.55		
12.2	Additional fee for site plan control if building gross floor area -next 700 square metre-Residential Use	Per sq. m	2.60	2.65	8.15		
12.3	Additional fee for site plan control if building gross floor area -next 3,000 square metre-Residential Use	Per sq. m	2.60	2.65	5.30		
12.4	Additional fee for site plan control if building gross floor area -next 4,400 square metre-Residential Use	Per sq. m	2.60	2.63	2.63		
12.5	Additional fee for site plan control if building gross floor area is over 500 sq. m.-Non-Residential Use	Per sq. m	2.60	2.63	2.63		
12.6	Additional fee for site plan control if building gross floor area is over 500 sq. m. - Mixed Use	Per sq. m	2.60	2.65	3.65		
13	Agreement/revision of Site Plan Control plans and drawings	Per application	2568.82	2622.77	4500.00		
14	Application fee for minor variance, Clear Title (i.e., no construction involved)	Per application	573.50	585.54	1049.50		
14.1	Application fee for minor variance, Clear Title (i.e., no construction involved) - with order to comply (OTC)	Per application	1147.00	1171.08	2099.00		
15	Minor variance fee for additions and alterations to existing dwellings with three units or less	Per application	764.68	780.74	1400.50		

		APPENDIX A					
2012 RECOMMENDED INFLATIONARY ADJUSTED USER FEES							
Ref. #	Program/Fee Description	Fee Basis	2011 Fee \$	Inflation Adjusted Fee \$	2012 Recommended Fee	Incremental Revenue Impact \$	Contact Person
16	Additions and alterations to existing dwellings with three units or less: With OTC (Order to comply)	Per application	1529.36	1561.48	2801.00		Carleton Grant 416-392-0172
17	Minor variance fee for residential dwellings with three units or less	Per application	1720.52	1756.65	3148.55		
18	Residential Dwelling (3 units or less) With OTC (order to comply)	Per application	3441.04	3513.30	6297.10		
19	Application fee for minor variance for , commercial, industrial or institutional uses	Per application	2227.90	2274.69	4075.00		
20	All other residential, commercial, industrial or institutional uses - With OTC (order to comply)	Per application	4455.82	4549.39	8150.00		
21	Consent under Section 50(3) of the Planning Act - Base fee for severing one lot into two, or establishing a new easement	Base fee per application	2676.35	2732.55	2870.00		
22	Application fee for each additional lot created	Per lot	1720.52	1756.65	1840.00		
23	Validation of title, clear title, leases, mortgage discharge, lot additions, re-establishing easements	Per Application	1338.18	1366.28	1430.00		
29	Base fee to review rental housing demolition and conversion	Base fee per application	6021.36	6147.81	6147.81		
30	Development Review Application Fee pursuant to City of Toronto Act 2007. Rental Housing Demolition & Conversion.	Per unit	240.85	245.91	245.91		
31	base fee for rental housing demolition and conversion - delegated approval	Base fee per application	1204.27	1229.56	1229.56		
32	Additional fee per unit for rental housing demolition and conversion - delegated approval	Per unit	60.22	61.48	61.48		
33	Condominium base fee for rental housing demolition and conversion	Base fee per application	3612.82	3688.69	3688.69		
34	Additional fee per unit for condominium rental housing demolition and conversion	Per unit	60.22	61.48	61.48		
35	Base fee for condominium rental housing demolition and conversion - delegated approval	Base fee	1204.27	1229.56	1229.56		
36	Development Review Application Fee pursuant to City of Toronto Act 2007. Rental Housing Demolition & Conversion - Application Ch. 667 - Condominium - Delegated Approval - Per Unit.	Per unit	60.22	61.48	61.48		
37	Base fee for conversion to freehold	Base fee per application	3612.82	3688.69	3688.69		
38	Development Review Application Fee pursuant to City of Toronto Act 2007. Application Ch. 667 - Conversion to Freehold - Per unit fee - subject to sub-section 442-9E.	\$/unit	60.22	61.48	61.48		
39	Development Review Application Fee pursuant to City of Toronto Act 2007. Application Ch. 667 - Conversion to Freehold - Delegated Approval - Base fee.	Base fee	1204.27	1229.56	1229.56		

		APPENDIX A					
2012 RECOMMENDED INFLATIONARY ADJUSTED USER FEES							
Ref. #	Program/Fee Description	Fee Basis	2011 Fee \$	Inflation Adjusted Fee \$	2012 Recommended Fee	Incremental Revenue Impact \$	Contact Person
40	Development Review Application Fee pursuant to City of Toronto Act 2007. Rental Housing Demolition & Conversion - Conversion to Freehold - Delegated Approval - Per unit fee.	Per unit	60.22	61.48	61.48		
41	Base fee for review application of conversion to coownership or life lease	Base fee per application	14451.27	14754.75	14754.75		
42	Application review fee for conversion to coownership or life lease	Per unit	60.22	61.48	61.48		
43	Base fee for review application for conversion to co-ownership or life lease - delegated approval	Base fee per application	1204.27	1229.56	1229.56		
44	Review application fee for conversion to co-ownership or life lease	Per unit	60.22	61.48	61.48		
45	Base fee for review application of rental housing demolition & conversion	Base fee	3612.82	3688.69	3688.69		
46	Additional fee per unit for rental housing demolition & conversion - other consents	Per unit	60.22	61.48	61.48		
47	Base fee for application review of rental housing demolition and conversion	Base fee per application	1204.27	1229.56	1229.56		
48	Development Review Application Fee pursuant to City of Toronto Act 2007. Rental Housing Demolition & Conversion - Other Consents - Delegated Approval - Per unit fee.	Per \$/unit	60.22	61.48	61.48		
49	Expert Research Services	per hour	60.00	61.26	120.00		
53	Base fee for Telecommunication Tower Application	Base fee	2487.85	2540.09	4500.00		
54	Legal services processing for zoning by-law amendment for Section 37 agreement	Per application	5311.58	5423.12	9400.00		
55	Base fee for official plan and zoning by-law amendment	Per application	15412.52	15736.18	15736.18		
55.1	Additional fee for official plan and zoning by-law amendment for building if gross floor area is over 500 square metres -Residential	per sq.m.	2.60	2.65	5.29		
55.2	Additional fee for official plan and zoning by-law amendment for building if gross floor area is over 500 square metres -Non-Residential 1	per sq.m.	2.60	2.65	3.93		
55.3	Additional fee for official plan and zoning by-law amendment for building if gross floor area is over 500 square metres -Non-Residential 2	Per sq.m.	2.60	2.65	2.93		
56	Base fee for condominium conversion	Per application	15412.52	15736.18	15825.00		
56.1	Additional fee for each unit of condominium conversion	Per unit	51.42	52.50	72.08		
57	Legal services for processing official plan and rezoning combination section 37/section 45 agreements - Condominium	Per application	5047.65	5153.65	9400.00		
CITY PLANNING - TOTAL						443,800	
MUNICIPAL LICENSING & STANDARDS							

		APPENDIX A					
2012 RECOMMENDED INFLATIONARY ADJUSTED USER FEES							
Ref. #	Program/Fee Description	Fee Basis	2011 Fee \$	Inflation Adjusted Fee \$	2012 Recommended Fee	Incremental Revenue Impact \$	Contact Person
52	Processing Application for TEMPORARY SIGN - GROUND-MOUNTED licence	Per Application	200.00	204.42	204.42	411,300	
53	Processing Renewal for TEMPORARY SIGN - GROUND-MOUNTED licence	Per Application	200.00	204.42	204.42		
68	Business Licensing & Enforcement - Property Inspection Fee.	Per property	422.52	431.86	431.86		
69	Administration fee for court attendance	Each	528.14	539.81	539.81		
141	Permit for low impact work	Per application	239.88	239.88	239.88		
142	Permit for high-impact work	Per application	881.30	900.78	900.78		
143	Renewal of Permit, low impact work	Per application	132.46	135.39	135.39		
144	Renewal of permit - high impact work	Per application	290.99	297.42	297.42		
159	Court/Tribunal Attendance Fee	Per Property	509.30	520.56	520.56		
160	Processing Renewal for TEMPORARY SIGN - NEW DEVELOPMENT licence	Per Application	200.00	204.42	204.42		
161	Processing Application for TAXICAB BROKER licence	Per Application	361.83	369.83	369.83		
162	Processing Renewal for TAXICAB BROKER licence	Per Application	243.27	248.65	248.65		
163	Processing Application for LIMOUSINE SERVICE COMPANY licence	Per Application	361.83	369.83	369.83		
164	Processing Renewal for LIMOUSINE SERVICE COMPANY licence	Per Application	243.27	248.65	248.65		
165	Processing Application for PRIVATE PARKING ENFORCEMENT AGENCY licence	Per Application	2,971.83	3,037.51	3,037.51		
166	Processing Renewal for PRIVATE PARKING ENFORCEMENT AGENCY licence	Per Application	2,740.73	2,801.30	2,801.30		
167	Processing Application for DRIVING SCHOOL OPERATOR (B) licence	Per Application	361.83	369.83	369.83		
168	Processing Renewal for DRIVING SCHOOL OPERATOR (B) licence	Per Application	243.27	248.65	248.65		
169	Processing Application for DRIVE-SELF RENTAL OWNER licence	Per Application	361.83	369.83	369.83		
170	Processing Renewal for DRIVE-SELF RENTAL OWNER licence	Per Application	243.27	248.65	248.65		
171	Processing Application for HOLISTIC CENTRE licence	Per Application	237.93	243.19	243.19		
172	Processing Renewal for HOLISTIC CENTRE licence	Per Application	130.73	133.62	133.62		
173	Processing Application for ADULT ENTERTAINMENT PARLOUR licence	Per Application	11,614.62	11,871.30	11,871.30		
174	Processing Renewal for ADULT ENTERTAINMENT PARLOUR licence	Per Application	11,225.51	11,473.59	11,473.59		
175	Processing Application for PLACE OF AMUSEMENT licence	Per Application	358.41	366.33	366.33		
176	Processing Renewal for PLACE OF AMUSEMENT licence	Per Application	206.89	211.46	211.46		
177	Processing Application for BILLIARD HALL licence	Per Application	358.41	366.33	366.33		



APPENDIX A

2012 RECOMMENDED INFLATIONARY ADJUSTED USER FEES

Ref. #	Program/Fee Description	Fee Basis	2011 Fee \$	Inflation Adjusted Fee \$	2012 Recommended Fee	Incremental Revenue Impact \$	Contact Person
178	Processing Renewal for BILLIARD HALL licence	Per Application	206.89	211.46	211.46		
179	Processing Application for TEMPORARY SIGN PROVIDER licence	Per Application	312.96	319.88	319.88		
180	Processing Renewal for TEMPORARY SIGN PROVIDER licence	Per Application	205.75	210.30	210.30		
181	Processing Application for BODY RUB PARLOUR licence	Per Application	11,539.59	11,794.61	11,794.61		
182	Processing Renewal for BODY RUB PARLOUR licence	Per Application	11,150.48	11,396.91	11,396.91		
183	Processing Application for BOWLING HOUSE licence	Per Application	358.41	366.33	366.33		
184	Processing Renewal for BOWLING HOUSE licence	Per Application	206.89	211.46	211.46		
185	Processing Application for BOATS FOR HIRE licence	Per Application	312.96	319.88	319.88		
186	Processing Renewal for BOATS FOR HIRE licence	Per Application	205.75	210.30	210.30		
187	Processing Application for CARNIVAL licence	Per Application	358.41	366.33	366.33		
188	Processing Renewal for CARNIVAL licence	Per Application	206.89	211.46	211.46		
189	Processing Application for CIRCUS licence	Per Application	358.41	366.33	366.33		
190	Processing Renewal for CIRCUS licence	Per Application	206.89	211.46	211.46		
191	Processing Application for SMOKE SHOP licence	Per Application	547.14	559.23	559.23		
192	Processing Renewal for SMOKE SHOP licence	Per Application	267.14	273.04	273.04		
193	Processing Application for RETAIL STORE (FOOD) licence	Per Application	312.96	319.88	319.88		
194	Processing Renewal for RETAIL STORE (FOOD) licence	Per Application	206.89	211.46	211.46		
195	Processing Application for HAIR SALON licence	Per Application	312.96	319.88	319.88		
196	Processing Renewal for HAIR SALON licence	Per Application	205.75	210.30	210.30		
197	Processing Application for LAUNDRY licence	Per Application	312.96	319.88	319.88		
198	Processing Renewal for LAUNDRY licence	Per Application	205.75	210.30	210.30		
199	Processing Application for MOTOR VEHICLE RACING licence	Per Application	358.41	366.33	366.33		
200	Processing Renewal for MOTOR VEHICLE RACING licence	Per Application	206.89	211.46	211.46		
201	Processing Application for THEATRE licence	Per Application	358.41	366.33	366.33		
202	Processing Renewal for THEATRE licence	Per Application	206.89	211.46	211.46		
203	Processing Application for PRECIOUS METAL SHOP licence	Per Application	547.14	559.23	559.23		
204	Processing Renewal for PRECIOUS METAL SHOP licence	Per Application	267.14	273.04	273.04		
205	Processing Application for PAWN SHOP licence	Per Application	547.14	559.23	559.23		
206	Processing Renewal for PAWN SHOP licence	Per Application	267.14	273.04	273.04		
207	Processing Application for PET SHOP licence	Per Application	547.14	559.23	559.23		
208	Processing Renewal for PET SHOP licence	Per Application	267.14	273.04	273.04		
209	Processing Application for BATH HOUSE licence	Per Application	358.41	366.33	366.33		
210	Processing Renewal for BATH HOUSE licence	Per Application	206.89	211.46	211.46		
211	Processing Application for PUBLIC GARAGE licence	Per Application	361.83	369.83	369.83		
212	Processing Renewal for PUBLIC GARAGE licence	Per Application	243.27	248.65	248.65		
213	Processing Application for AUTO SERVICE STATION licence	Per Application	361.83	369.83	369.83		
214	Processing Renewal for AUTO SERVICE STATION licence	Per Application	243.27	248.65	248.65		
215	Processing Application for PUBLIC HALL licence	Per Application	358.41	366.33	366.33		



APPENDIX A

2012 RECOMMENDED INFLATIONARY ADJUSTED USER FEES

Ref. #	Program/Fee Description	Fee Basis	2011 Fee \$	Inflation Adjusted Fee \$	2012 Recommended Fee	Incremental Revenue Impact \$	Contact Person
216	Processing Renewal for PUBLIC HALL licence	Per Application	206.89	211.46	211.46		
217	Processing Application for EATING ESTABLISHMENT licence	Per Application	424.33	433.71	433.71		
218	Processing Renewal for EATING ESTABLISHMENT licence	Per Application	255.77	261.42	261.42		
219	Processing Application for SECOND HAND DEALER licence	Per Application	547.14	559.23	559.23		
220	Processing Renewal for SECOND HAND DEALER licence	Per Application	267.14	273.04	273.04		
221	Processing Application for SECOND HAND SHOP licence	Per Application	547.14	559.23	559.23		
222	Processing Renewal for SECOND HAND SHOP licence	Per Application	267.14	273.04	273.04		
223	Processing Application for SECOND HAND SALVAGE YARD licence	Per Application	547.14	559.23	559.23		
224	Processing Renewal for SECOND HAND SALVAGE YARD licence	Per Application	267.14	273.04	273.04		
225	Processing Application for SECOND HAND SALVAGE SHOP licence	Per Application	547.14	559.23	559.23		
226	Processing Renewal for SECOND HAND SALVAGE SHOP licence	Per Application	267.14	273.04	273.04		
227	Processing Application for PUBLIC GARAGE - PARKING LOT licence	Per Application	361.83	369.83	369.83		
228	Processing Renewal for PUBLIC GARAGE - PARKING LOT licence	Per Application	243.27	248.65	248.65		
229	Processing Application for SWIMMING POOL licence	Per Application	358.41	366.33	366.33		
230	Processing Renewal for SWIMMING POOL licence	Per Application	206.89	211.46	211.46		
231	Processing Application for SPECIAL SALE licence	Per Application	547.14	559.23	559.23		
232	Processing Renewal for SPECIAL SALE licence	Per Application	267.14	273.04	273.04		
235	Processing Application for ENTERTAINMENT ESTABLISHMENT/NIGHTCLUB licence	Per Application	412.51	421.63	421.63		
236	Processing Renewal for ENTERTAINMENT ESTABLISHMENT/NIGHTCLUB licence	Per Application	249.05	254.55	254.55		
237	Processing Application for TAXICAB DRIVER licence	Per Application	316.23	323.22	323.22		
238	Processing Renewal for TAXICAB DRIVER licence	Per Application	303.51	310.22	310.22		
239	Processing Application for LIMOUSINE DRIVER licence	Per Application	342.52	350.09	350.09		
240	Processing Renewal for LIMOUSINE DRIVER licence	Per Application	253.49	259.09	259.09		
241	Processing Application for TOW TRUCK DRIVER licence	Per Application	342.52	350.09	350.09		
242	Processing Renewal for TOW TRUCK DRIVER licence	Per Application	253.49	259.09	259.09		
243	Processing Application for DRIVING INSTRUCTOR (D) licence	Per Application	342.52	350.09	350.09		
244	Processing Renewal for DRIVING INSTRUCTOR (D) licence	Per Application	253.49	259.09	259.09		
245	Processing Application for REFRESHMENT VEHICLE DRIVER licence	Per Application	342.52	350.09	350.09		
246	Processing Renewal for REFRESHMENT VEHICLE DRIVER licence	Per Application	253.49	259.09	259.09		



APPENDIX A

2012 RECOMMENDED INFLATIONARY ADJUSTED USER FEES

Ref. #	Program/Fee Description	Fee Basis	2011 Fee \$	Inflation Adjusted Fee \$	2012 Recommended Fee	Incremental Revenue Impact \$	Contact Person
247	Processing Application for SCHOOL BUS DRIVER licence	Per Application	342.52	350.09	350.09		
248	Processing Renewal for SCHOOL BUS DRIVER licence	Per Application	253.49	259.09	259.09		
249	Processing Application for PEDICAB DRIVER licence	Per Application	342.52	350.09	350.09		
250	Processing Renewal for PEDICAB DRIVER licence	Per Application	253.49	259.09	259.09		
251	Processing Application for HORSE DRAWN VEHICLE DRIVER licence	Per Application	342.52	350.09	350.09		
252	Processing Renewal for HORSE DRAWN VEHICLE DRIVER licence	Per Application	253.49	259.09	259.09		
253	Processing Application for RIGHT OF ENTRY (LOW IMPACT) licence	Per Application	271.07	277.06	277.06		
254	Processing Renewal for RIGHT OF ENTRY (LOW IMPACT) licence	Per Application	149.68	152.99	152.99		
255	Processing Application for RIGHT OF ENTRY (HIGH IMPACT) licence	Per Application	995.87	1,017.88	1,017.88		
256	Processing Renewal for RIGHT OF ENTRY (HIGH IMPACT) licence	Per Application	328.82	336.09	336.09		
257	Processing Application for PERMANENT FIREWORKS VENDOR licence	Per Application	2,500.00	2,555.25	2,555.25		
258	Processing Renewal for PERMANENT FIREWORKS VENDOR licence	Per Application	2,500.00	2,555.25	2,555.25		
259	Processing Application for TEMPORARY FIREWORKS VENDOR (UNDER 25 KG) licence	Per Application	500.00	511.05	511.05		
260	Processing Renewal for TEMPORARY FIREWORKS VENDOR (UNDER 25 KG) licence	Per Application	500.00	511.05	511.05		
261	Processing Application for TEMPORARY FIREWORKS VENDOR (OVER 25 KG) licence	Per Application	750.00	766.58	766.58		
262	Processing Renewal for TEMPORARY FIREWORKS VENDOR (OVER 25 KG) licence	Per Application	750.00	766.58	766.58		
263	Processing Application for TEMPORARY LEASE FIREWORKS VENDOR licence	Per Application	1,500.00	1,533.15	1,533.15		
264	Processing Renewal for TEMPORARY LEASE FIREWORKS VENDOR licence	Per Application	1,500.00	1,533.15	1,533.15		
265	Processing Application for TEMPORARY MOBILE FIREWORKS VENDOR licence	Per Application	1,500.00	1,533.15	1,533.15		
266	Processing Renewal for TEMPORARY MOBILE FIREWORKS VENDOR licence	Per Application	1,500.00	1,533.15	1,533.15		
269	Processing Application for BUSKER licence	Per Application	39.64	40.52	40.52		
270	Processing Renewal for BUSKER licence	Per Application	39.64	40.52	40.52		
271	Processing Application for CHALK ARTIST licence	Per Application	39.64	40.52	40.52		
272	Processing Renewal for CHALK ARTIST licence	Per Application	39.64	40.52	40.52		



APPENDIX A

2012 RECOMMENDED INFLATIONARY ADJUSTED USER FEES


Ref. #	Program/Fee Description	Fee Basis	2011 Fee \$	Inflation Adjusted Fee \$	2012 Recommended Fee	Incremental Revenue Impact \$	Contact Person
273	Processing Application for PORTRAIT ARTIST licence	Per Application	322.86	330.00	330.00		Bruce Robertson 416-392-8445
274	Processing Renewal for PORTRAIT ARTIST licence	Per Application	322.86	330.00	330.00		
275	Processing Application for SIDEWALK VENDING licence	Per Application	276.05	282.15	282.15		
276	Processing Renewal for SIDEWALK VENDING licence	Per Application	276.05	282.15	282.15		
277	Processing Application for CURBLANE VENDING licence	Per Application	276.05	282.15	282.15		
278	Processing Renewal for CURBLANE VENDING licence	Per Application	276.05	282.15	282.15		
279	Processing Application for BOULEVARD CAFE licence	Per Application	277.66	283.80	283.80		
280	Processing Renewal for BOULEVARD CAFE licence	Per Application	277.66	283.80	283.80		
281	Processing Application for BOULEVARD MARKETING licence	Per Application	277.66	283.80	283.80		
282	Processing Renewal for BOULEVARD MARKETING licence	Per Application	277.66	283.80	283.80		
285	Processing Application for Ambassador Taxi Owner - Req. For Fees licence	Per Application	906.34	926.37	926.37		
286	Processing Renewal for Ambassador Taxi Owner - Req. For Fees licence	Per Application	727.51	743.59	743.59		
287	Processing Application for Accessible Taxi Owner - Req. For Fees licence	Per Application	451.64	461.62	461.62		
288	Processing Renewal for Accessible Taxi Owner - Req. For Fees licence	Per Application	376.26	384.58	384.58		
289	Processing Application for Lapsed Licence/Prev Owner - Req. For Fee licence	Per Application	316.23	323.22	323.22		
290	Processing Renewal for Lapsed Licence/Prev Owner - Req. For Fee licence	Per Application	303.51	310.22	310.22		
291	Processing Application for AEP Owner Or Operator - Req. For Fees licence	Per Application	5,831.92	5,960.81	5,960.81		
292	Processing Renewal for AEP Owner Or Operator - Req. For Fees licence	Per Application	5,650.84	5,775.72	5,775.72		
293	Processing Application for Estate, Indiv. -> Corp. - Req. For Fees licence	Per Application	1,149.26	1,174.66	1,174.66		
294	Processing Renewal for Estate, Indiv. -> Corp. - Req. For Fees licence	Per Application	1,149.26	1,174.66	1,174.66		
295	Processing Application for BR Owner Or Operator - Req. For Fees licence	Per Application	5,756.89	5,884.12	5,884.12		
296	Processing Renewal for BR Owner Or Operator - Req. For Fees licence	Per Application	5,575.81	5,699.04	5,699.04		
297	Processing Application for Fireworks Amendment (Req. For Fees) licence	Per Application	100.00	102.21	102.21		
298	Processing Renewal for Fireworks Amendment (Req. For Fees) licence	Per Application	100.00	102.21	102.21		
299	Processing Application for Limousine Estate licence	Per Application	690.01	705.26	705.26		
300	Processing Renewal for Limousine Estate licence	Per Application	690.01	705.26	705.26		



APPENDIX A

2012 RECOMMENDED INFLATIONARY ADJUSTED USER FEES

Ref. #	Program/Fee Description	Fee Basis	2011 Fee \$	Inflation Adjusted Fee \$	2012 Recommended Fee	Incremental Revenue Impact \$	Contact Person
301	Processing Application for Boulevard Cafe Area/Rate 1 licence	Per Application	83.42	85.26	85.26		
302	Processing Renewal for Boulevard Cafe Area/Rate 1 licence	Per Application	83.42	85.26	85.26		
303	Processing Application for Boulevard Cafe Area/Rate 2 licence	Per Application	41.69	42.61	42.61		
304	Processing Renewal for Boulevard Cafe Area/Rate 2 licence	Per Application	41.69	42.61	42.61		
305	Processing Application for Boulevard Cafe Area/Rate 3 licence	Per Application	20.87	21.33	21.33		
306	Processing Renewal for Boulevard Cafe Area/Rate 3 licence	Per Application	20.87	21.33	21.33		
307	Processing Application for Boulevard Cafe East York licence	Per Application	21.52	22.00	22.00		
308	Processing Renewal for Boulevard Cafe East York licence	Per Application	21.52	22.00	22.00		
309	Processing Application for Canopy/Awning/Enclosure licence	Per Application	-	-	-		
310	Processing Renewal for Canopy/Awning/Enclosure licence	Per Application	32.98	33.71	33.71		
311	Processing Application for Boulevard Marketing Area/Rate 1 licence	Per Application	111.11	113.57	113.57		
312	Processing Renewal for Boulevard Marketing Area/Rate 1 licence	Per Application	111.11	113.57	113.57		
313	Processing Application for Boulevard Marketing Area/Rate 2 licence	Per Application	55.46	56.69	56.69		
314	Processing Renewal for Boulevard Marketing Area/Rate 2 licence	Per Application	55.46	56.69	56.69		
315	Processing Application for Boulevard Marketing Area/Rate 3 licence	Per Application	27.38	27.99	27.99		
316	Processing Renewal for Boulevard Marketing Area/Rate 3 licence	Per Application	27.38	27.99	27.99		
317	Processing Application for Boulevard Marketing East York licence	Per Application	21.52	22.00	22.00		
318	Processing Renewal for Boulevard Marketing East York licence	Per Application	21.52	22.00	22.00		
319	Processing Application for SIDEWALK V.(CITY) - ICE CREAM & FLOWERS licence	Per Application	1,276.17	1,304.37	1,304.37		
320	Processing Renewal for SIDEWALK V.(CITY) - ICE CREAM & FLOWERS licence	Per Application	1,276.17	1,304.37	1,304.37		
321	Processing Application for SIDEWALK V.(CITY) - FOOD & NON-FOOD licence	Per Application	2,552.35	2,608.76	2,608.76		
322	Processing Renewal for SIDEWALK V.(CITY) - FOOD & NON-FOOD licence	Per Application	2,552.35	2,608.76	2,608.76		
323	Processing Application for SIDEWALK V.(METRO) - ICE CREAM & FLOWERS licence	Per Application	2,345.16	2,396.99	2,396.99		
324	Processing Renewal for SIDEWALK V.(METRO) - ICE CREAM & FLOWERS licence	Per Application	2,345.16	2,396.99	2,396.99		
325	Processing Application for SIDEWALK V.(METRO) - FOOD & NON-FOOD licence	Per Application	4,692.45	4,796.15	4,796.15		


		APPENDIX A					
2012 RECOMMENDED INFLATIONARY ADJUSTED USER FEES							
Ref. #	Program/Fee Description	Fee Basis	2011 Fee \$	Inflation Adjusted Fee \$	2012 Recommended Fee	Incremental Revenue Impact \$	Contact Person
326	Processing Renewal for SIDEWALK V.(METRO) - FOOD & NON-FOOD licence	Per Application	4,692.45	4,796.15	4,796.15		
327	Processing Application for CURBLANE V.(CITY) - ICE CREAM & FLOWERS licence	Per Application	4,557.71	4,658.44	4,658.44		
328	Processing Renewal for CURBLANE V.(CITY) - ICE CREAM & FLOWERS licence	Per Application	4,557.71	4,658.44	4,658.44		
329	Processing Application for CURBLANE V.(CITY) - FOOD & NON-FOOD licence	Per Application	6,198.64	6,335.63	6,335.63		
330	Processing Renewal for CURBLANE V.(CITY) - FOOD & NON-FOOD licence	Per Application	6,198.64	6,335.63	6,335.63		
331	Processing Application for CURBLANE V.(METRO) - ICE CREAM & FLOWERS licence	Per Application	4,066.83	4,156.71	4,156.71		
332	Processing Renewal for CURBLANE V.(METRO) - ICE CREAM & FLOWERS licence	Per Application	4,066.83	4,156.71	4,156.71		
333	Processing Application for CURBLANE V.(METRO) - FOOD & NON-FOOD licence	Per Application	8,133.67	8,313.42	8,313.42		
334	Processing Renewal for CURBLANE V.(METRO) - FOOD & NON-FOOD licence	Per Application	8,133.67	8,313.42	8,313.42		
335	Processing Application for REFRESHMENT VEHICLE ASSISTANT licence	Per Application	342.52	350.09	350.09		
336	Processing Renewal for REFRESHMENT VEHICLE ASSISTANT licence	Per Application	253.49	259.09	259.09		
337	Processing Application for PEDLAR ASSISTANT licence	Per Application	342.52	350.09	350.09		
338	Processing Renewal for PEDLAR ASSISTANT licence	Per Application	253.49	259.09	259.09		
339	Processing Application for HAWKER PEDLAR ON FOOT licence	Per Application	547.14	559.23	559.23		
340	Processing Renewal for HAWKER PEDLAR ON FOOT licence	Per Application	267.14	273.04	273.04		
341	Processing Application for TRANSIENT TRADER licence	Per Application	547.14	559.23	559.23		
342	Processing Renewal for TRANSIENT TRADER licence	Per Application	267.14	273.04	273.04		
343	Processing Application for HOLISTIC PRACTITIONER licence	Per Application	272.03	278.04	278.04		
344	Processing Renewal for HOLISTIC PRACTITIONER licence	Per Application	169.36	173.10	173.10		
345	Processing Application for INSULATION INSTALLER licence	Per Application	343.64	351.23	351.23		
346	Processing Renewal for INSULATION INSTALLER licence	Per Application	203.47	207.97	207.97		
347	Processing Application for BODY RUBBER licence	Per Application	347.06	354.73	354.73		
348	Processing Renewal for BODY RUBBER licence	Per Application	244.40	249.80	249.80		
349	Processing Application for BURLESQUE ENTERTAINER licence	Per Application	347.06	354.73	354.73		
350	Processing Renewal for BURLESQUE ENTERTAINER licence	Per Application	244.40	249.80	249.80		



APPENDIX A

2012 RECOMMENDED INFLATIONARY ADJUSTED USER FEES

Ref. #	Program/Fee Description	Fee Basis	2011 Fee \$	Inflation Adjusted Fee \$	2012 Recommended Fee	Incremental Revenue Impact \$	Contact Person
351	Processing Application for BUILDING CLEANER licence	Per Application	343.64	351.23	351.23		
352	Processing Renewal for BUILDING CLEANER licence	Per Application	203.47	207.97	207.97		
353	Processing Application for ADVERTISING licence	Per Application	312.96	319.88	319.88		
354	Processing Renewal for ADVERTISING licence	Per Application	205.75	210.30	210.30		
355	Processing Application for AUCTIONEER licence	Per Application	343.64	351.23	351.23		
356	Processing Renewal for AUCTIONEER licence	Per Application	203.47	207.97	207.97		
357	Processing Application for BILL DISTRIBUTOR licence	Per Application	312.96	319.88	319.88		
358	Processing Renewal for BILL DISTRIBUTOR licence	Per Application	205.75	210.30	210.30		
359	Processing Application for BUILDING RENOVATOR licence	Per Application	343.64	351.23	351.23		
360	Processing Renewal for BUILDING RENOVATOR licence	Per Application	203.47	207.97	207.97		
361	Processing Application for CHIMNEY REPAIRMAN licence	Per Application	343.64	351.23	351.23		
362	Processing Renewal for CHIMNEY REPAIRMAN licence	Per Application	203.47	207.97	207.97		
363	Processing Application for DRAIN CONTRACTOR licence	Per Application	343.64	351.23	351.23		
364	Processing Renewal for DRAIN CONTRACTOR licence	Per Application	203.47	207.97	207.97		
365	Processing Application for DRAIN LAYER licence	Per Application	343.64	351.23	351.23		
366	Processing Renewal for DRAIN LAYER licence	Per Application	203.47	207.97	207.97		
367	Processing Application for HEATING CONTRACTOR licence	Per Application	343.64	351.23	351.23		
368	Processing Renewal for HEATING CONTRACTOR licence	Per Application	203.47	207.97	207.97		
369	Processing Application for PLUMBING & HEATING CONTRACTOR licence	Per Application	524.38	535.97	535.97		
370	Processing Renewal for PLUMBING & HEATING CONTRACTOR licence	Per Application	346.70	354.36	354.36		
371	Processing Application for DRIVEWAY PAVING CONTRACTOR licence	Per Application	343.64	351.23	351.23		
372	Processing Renewal for DRIVEWAY PAVING CONTRACTOR licence	Per Application	203.47	207.97	207.97		
373	Processing Application for PLUMBING CONTRACTOR licence	Per Application	343.64	351.23	351.23		
374	Processing Renewal for PLUMBING CONTRACTOR licence	Per Application	203.47	207.97	207.97		
375	Processing Application for MASTER PLUMBER licence	Per Application	343.64	351.23	351.23		
376	Processing Renewal for MASTER PLUMBER licence	Per Application	203.47	207.97	207.97		
377	Processing Application for MASTER HEATING INSTALLER licence	Per Application	343.64	351.23	351.23		
378	Processing Renewal for MASTER HEATING INSTALLER licence	Per Application	203.47	207.97	207.97		
379	Processing Application for TAXICAB OWNER licence	Per Application	4,408.70	4,506.13	4,506.13		
380	Processing Renewal for TAXICAB OWNER licence	Per Application	1,149.26	1,174.66	1,174.66		
381	Processing Application for LIMOUSINE OWNER licence	Per Application	1,030.25	1,053.02	1,053.02		
382	Processing Renewal for LIMOUSINE OWNER licence	Per Application	690.01	705.26	705.26		
383	Processing Application for TOW TRUCK OWNER licence	Per Application	1,030.25	1,053.02	1,053.02		

 TORONTO		APPENDIX A					
2012 RECOMMENDED INFLATIONARY ADJUSTED USER FEES							
Ref. #	Program/Fee Description	Fee Basis	2011 Fee \$	Inflation Adjusted Fee \$	2012 Recommended Fee	Incremental Revenue Impact \$	Contact Person
384	Processing Renewal for TOW TRUCK OWNER licence	Per Application	690.01	705.26	705.26		
385	Processing Application for DRIVING INSTRUCTOR (V) licence	Per Application	428.92	438.40	438.40		
386	Processing Renewal for DRIVING INSTRUCTOR (V) licence	Per Application	308.05	314.86	314.86		
387	Processing Application for DRIVING SCHOOL OPERATOR (V) licence	Per Application	428.92	438.40	438.40		
388	Processing Renewal for DRIVING SCHOOL OPERATOR (V) licence	Per Application	308.05	314.86	314.86		
389	Processing Application for MOTORIZED REFRESHMENT VEHICLE OWNER licence	Per Application	1,030.25	1,053.02	1,053.02		
390	Processing Renewal for MOTORIZED REFRESHMENT VEHICLE OWNER licence	Per Application	690.01	705.26	705.26		
391	Processing Application for PEDICAB OWNER licence	Per Application	361.83	369.83	369.83		
392	Processing Renewal for PEDICAB OWNER licence	Per Application	243.27	248.65	248.65		
393	Processing Application for HAWKER PEDLAR WITH MOTOR VEHICLE licence	Per Application	1,030.25	1,053.02	1,053.02		
394	Processing Renewal for HAWKER PEDLAR WITH MOTOR VEHICLE licence	Per Application	690.01	705.26	705.26		
395	Processing Application for HAWKER PEDLAR WITH PUSH CART licence	Per Application	1,030.25	1,053.02	1,053.02		
396	Processing Renewal for HAWKER PEDLAR WITH PUSH CART licence	Per Application	690.01	705.26	705.26		
397	Processing Application for HORSE DRAWN VEHICLE OWNER licence	Per Application	361.83	369.83	369.83		
398	Processing Renewal for HORSE DRAWN VEHICLE OWNER licence	Per Application	243.27	248.65	248.65		
399	Processing Application for COLLECTOR OF SECOND HAND GOODS licence	Per Application	547.14	559.23	559.23		
400	Processing Renewal for COLLECTOR OF SECOND HAND GOODS licence	Per Application	267.14	273.04	273.04		
401	Processing Application for NON-MOTORIZED REFRESHMENT VEHICLE OWNER licence	Per Application	361.83	369.83	369.83		
402	Processing Renewal for NON-MOTORIZED REFRESHMENT VEHICLE OWNER licence	Per Application	243.27	248.65	248.65		
MUNICIPAL LICENSING & STANDARDS - TOTAL						411,300	
GRAND TOTAL - INCREMENTAL REVENUES						\$3,742,781	