




 TORONTO		APPENDIX B				
2012 RECOMMENDED CHANGE TO EXISTING FEES						
Ref. #	Program/Fee Description	Fee Basis	Inflation Adjusted Fee \$	2012 Recommended Fee \$	Incremental Revenue Impact \$	Contact Person
TRANSPORTATION SERVICES						
80	Provide information on the status of front yard parking pad licence for residential property	Each application	67.76	104.26	\$97,958	Kypros Perikleos 416-392-1525
88	24 Hour Volume -Historical Volume for an Arterial Section	Each	51.30	82.08		
89	24 Hour Volume -Expansion Factors - Road Classification	Each	102.60	205.20		
104	Traffic Signal -Historical Signal Timing Report	Each	153.90	323.19		
105	Current Signal Timing Report -Traffic Signal	Each	30.78	76.95		
108	Traffic Signal Drawing	Each	102.60	205.20		
TRANSPORTATION SERVICES - TOTAL						
EMERGENCY MEDICAL SERVICES						
41	AED Site Responder Course with Level A CPR Training - CPR-A/AED INTERNAL/EXTERNAL	Per Person	58.00	59.30	\$390	Stuart Irvine 416-392-2007
42	Standard First Aid Recertification Course - INTERNAL & EXTERNAL	Per Person	75.00	76.68		
EMERGENCY MEDICAL SERVICES - TOTAL					\$390	
ECONOMIC DEVELOPMENT & CULTURE						
1	Colborne Lodge - Adult Christmas Gen. Admission	Per adult	5.71	7.08	\$20,474	Anca Knoll 416-392-0466
2	Colborne Lodge - Senior Christmas Gen. Admissions	Per senior	3.81	4.42		
5	Colborne Lodge - Child/General Admissions	Per child	2.38	2.65		
7	Colborne Lodge - Youth/General Admissions	Per youth	2.62	3.54		
8	Colborne Lodge-Child Christmas/General Admission	Per child	3.33	4.42		
9	Fort York - Adult/General Admissions	Per adult	7.62	7.96		
10	Fort York-Child General Admissions	Per child	2.86	3.76		
12	Fort York - Youth/General Admissions	Per youth	3.81	4.87		
21	Mackenzie House-Adult/Christmas General Admissions	Per adult	5.71	7.08		
22	Mackenzie House-Child/Christmas General Admissions	Per child	3.33	4.42		
23	Mackenzie House-Senior/Christmas General Admissions	Per senior	3.81	4.52		
24	Mackenzie House-Youth/Christmas General Admissions	Per youth	3.81	4.42		
26	Mackenzie House-Child/General Admissions	Per child	2.38	2.65		
27	Mackenzie House-Senior/General Admissions	Per senior	2.62	3.54		
36	Scarborough Historical Museum-Youth/Student/General Admissions	Per youth/student	1.42	2.21		
37	Spadina Museum-Adult/Christmas General Admission	Per adult	7.62	8.85		
38	Spadina Museum-Child/Christmas General Admissions	Per child	4.52	5.75		
40	Spadina Museum-Youth/Christmas General Admissions	Per youth	5.48	7.08		
41	Spadina Museum-Adult/General Admissions	Per adult	7.62	7.96		
42	Spadina Museum-Child/General Admissions	Per child	3.81	4.87		
44	Spadina Museum-Youth/General Admissions	Per youth	4.76	5.75		
45	Todmorden Mills-Adult/General Admissions	Per adult	5.24	5.31		
46	Todmorden Mills-Child/General Admissions	Per child	1.43	1.77		


		APPENDIX B				
2012 RECOMMENDED CHANGE TO EXISTING FEES						
Ref. #	Program/Fee Description	Fee Basis	Inflation Adjusted Fee \$	2012 Recommended Fee \$	Incremental Revenue Impact \$	Contact Person
48	Todmorden Mills-Youth/Student-General Admissions	Per youth/stud	2.14	2.65		
49	Todmorden Mills-Adult/Christmas/General Admissions	Per adult	5.24	5.31		
53	Cedar Ridge Creative Centre/Arts& Heritage Course Fees Adults	Per 10- week course	115.24	127.25		
55	Cedar Ridge Creative Centre/Arts & Heritage Course Fees Youth	Per 10- week course	84.00	100.05		
56	Cedar Ridge Creative Centre/Arts & Heritage Course Fees Children	Per 10- week course	84.00	100.05		
	ECONOMIC DEVELOPMENT & CULTURE - TOTAL				\$20,474	
	PARKS FORESTRY & RECREATION				\$725,000	
1.15	Indoor Rink B - NP, Res, C&Y (CY) - Prime	One hour time unit	116.71	122.55		
1.17	Indoor Rink B - NP, Res, C&Y (CY) - Non-Prime	One hour time unit	58.93	61.88		
1.2	Indoor Rink A - NP, Res, C&Y (CY) - Prime	Per Hour	139.38	146.35		
1.22	Indoor Rink A - NP, Non Res, Junior (CJ) - Prime	One hour time unit	210.77	242.39		
1.25	Indoor Rink A - NP, Non Res, Junior (CJ) - Non-Prime	Per person	106.51	122.49		
1.2593	Indoor Rink /Outdoor Rink TDSB Non Prime	One hour time unit	73.66	81.03		
1.2594	Indoor Rink /Outdoor Rink TDSB Prime	One hour time unit	146.17	160.79		
1.26	Indoor Rink A - NP, Non Res, C&Y (CC) - Prime	One hour time unit	180.17	198.19		
1.28	Indoor Rink A - NP, Non Res, C&Y (CC) - Non-Prime	One hour time unit	90.65	99.72		
1.29	Indoor Rink B - NP, Non Res, C&Y (CC) - Prime	One hour time unit	151.84	167.02		
1.301	Indoor Rink C - NP, Res, C&Y (CY) - Prime	One hour time unit	108.79	114.23		
1.3011	Indoor Rink C - NP, Res, C&Y (CY) - Non-Prime	One hour time unit	55.52	58.30		
1.3013	Indoor Rink C - NP, Non Res, C&Y (CC) - Prime	One hour time unit	145.04	159.54		
1.3014	Indoor Rink C - NP, Non Res, C&Y (CC) - Non-Prime	One hour time unit	73.66	81.03		
1.31	Indoor Rink B - NP, Non Res, C&Y (CC) - Non-Prime	One hour time unit	75.92	83.51		
1.4	Indoor Rink A - NP, Res, C&Y (CY) - Non-Prime	Per Hour	69.12	72.58		
1.473	Indoor Rink P - NP, Res, C&Y (CY) - Prime	One hour time unit	145.04	152.29		
1.475	Indoor Rink P - NP, Res, C&Y (CY) - Non-Prime	One hour time unit	73.66	77.34		
1.476	Indoor Rink P - NP, Non Res, Junior (CJ) - Prime	One hour time unit	218.69	251.49		
1.478	Indoor Rink P - NP, Non Res, Junior (CJ) - Non-Prime	One hour time unit	109.92	120.91		
1.479	Indoor Rink P - NP, Non Res, C&Y (CC) - Prime	One hour time unit	186.98	205.68		
1.481	Indoor Rink P - NP, Non Res, C&Y (CC) - Non-Prime	One hour time unit	94.05	103.46		
	Program-Introductory -Early Child-General Intersect -					
3.5004	Drama/Supervised Play (9 Hrs)	Per Participant	31.93	35.00		
3.5005	Program-Specialized-Early Child-Drama (6.75 Hrs)	Per Participant	47.38	48.00		
3.5012	Program-Specialized-Early Child-Workshop (1 Hrs)	Per Participant	7.21	8.00		
3.5013	Program-General Interest-Arts/Clubs/Sports/Cards/Games	Per Participant	15.45	16.00		
	Program-Introductory -Early Child-General Intersect -					
3.5014	Drama/Supervised Play (9 Hrs)	Per Participant	31.93	35.00		
3.5015	Program-Specialized-Early Child-Supervised Play (9 Hrs)	Per Participant	40.17	41.00		


 TORONTO		APPENDIX B				
2012 RECOMMENDED CHANGE TO EXISTING FEES						
Ref. #	Program/Fee Description	Fee Basis	Inflation Adjusted Fee \$	2012 Recommended Fee \$	Incremental Revenue Impact \$	Contact Person
3.5017	Program-Introductory -Early Child-Learn to Skate - Level 1-5/Figure Skating (6.75 Hrs)	Per Participant	32.96	36.00		
3.502	Program-Introductory -Early Child-General Interest - Arts & Crafts/Dance/Sports/Martial Arts/Music (9 Hrs)	Per Participant	32.96	36.00		
3.5021	Program-Specialized-Early Child-Sports - Gymnastics/Martial Arts (6.75 Hrs)	Per Participant	48.41	49.00		
3.5022	Program-Introductory -Early Child-Sports - Gymnastics/Martial Arts (9 Hrs)	Per Participant	31.93	35.00		
3.5023	Program-Specialized-Early Child-Sports - Gymnastics/Martial Arts (6.75 Hrs)	Per Participant	47.38	48.00		
3.5024	Program-Specialized-Early Child-Sports - Gymnastics/Martial Arts (6.75 Hrs)	Per Participant	31.93	34.00		
3.5025	Program-Introductory -Early Child-Martial Arts - Prechool (9 Hrs)	Per Participant	47.38	48.00		
3.5026	Program-General Interest-Arts/Clubs/Sports/Cards/Games	Per Participant	15.45	16.00		
3.5027	Program-Introductory -Child-General Interest - Arts & Crafts/Dance/Sports/Martial Arts/Music (9 Hrs)	Per Participant	32.96	36.00		
3.5028	Camps ER PRE Half Day 9 Days (22.5 Hrs)	Per Participant	85.49	86.00		
3.5034	Program-Specialized-Child-Music (6.75 Hrs)	Per Participant	47.38	48.00		
3.5036	Program-General Interest-Arts/Clubs/Sports/Cards/Games	Per Participant	15.45	16.00		
3.5037	Program-Introductory -Child-General Interest - Arts/Dance/Drama/Music/Games/Sports (18 Hrs)	Per Participant	31.93	35.00		
3.5039	Program-Introductory -Child-General Interest - Arts & Crafts/Dance/Sports/Martial Arts/Music (18 Hrs)	Per Participant	32.96	36.00		
3.5042	Program-Introductory -Early Child/Child/Youth-Workshop (2 Hrs)	Per Participant	7.21	8.00		
3.5043	Program-Specialized-Child-Workshop (1 Hrs)	Per Participant	7.21	8.00		
3.5044	Program-Introductory -Child-Learn to Skate - Level 1-5/Figure Skating (6.75 Hrs)	Per Participant	32.96	36.00		
3.5046	Program-Specialized-Adult-Aqua-Fit (9 Hrs)	Per Participant	15.45	16.00		
3.5047	Program-Introductory -Child-General Interest - Arts & Crafts/Dance/Sports/Martial Arts/Music (9 Hrs)	Per Participant	32.96	36.00		
3.5049	Program-Introductory -Child-Gymnastics (9 Hrs)	Per Participant	31.93	35.00		
3.5051	Program-Introductory -Child-Martial Arts - Child (9 Hrs)	Per Participant	31.93	35.00		
3.5054	Program-Introductory -Child/Youth-Fitness (9 Hrs)	Per Participant	15.45	17.00		
3.5055	Program-Child-Yoga (9 Hrs)	Per Participant	41.20	42.00		
3.5056	Program-Introductory -Child-CAN-BIKE 1 (12 Hrs)	Per Participant	83.43	92.00		
3.5057	Program-Introductory -Child-CAN-BIKE 2 (12 Hrs)	Per Participant	112.27	123.00		
3.5058	Program-Introductory -Youth-General Interest - Arts/Dance/Drama/Music/Games/Sports (9 Hrs)	Per Participant	31.93	35.00		


		APPENDIX B				
2012 RECOMMENDED CHANGE TO EXISTING FEES						
Ref. #	Program/Fee Description	Fee Basis	Inflation Adjusted Fee \$	2012 Recommended Fee \$	Incremental Revenue Impact \$	Contact Person
3.5059	Aquatics-Specialized-Adult-Adult Ultra 1-3 - SG (4.5 Hrs)	Per Participant	84.46	85.00		
3.507	Program-Introductory -Youth-General Interest - Arts/Dance/Drama/Music/Games/Sports (18 Hrs)	Per Participant	31.93	35.00		
3.5071	Program-Introductory -Youth-Leadership (13.5 Hrs)	Per Participant	30.90	34.00		
3.5074	Program-Introductory -Youth-General Interest - Arts/Dance/Drama/Music/Games/Sports (18 Hrs)	Per Participant	30.90	34.00		
3.5078	Program-Specialized-Youth-General Interest (13.5 Hrs)	Per Participant	76.22	77.00		
3.5081	Program-Specialized-Youth-Workshop (1 Hrs)	Per Participant	7.21	8.00		
3.5082	Program-Introductory -Youth-Learn to Skate - Level 1-5/Figure Skating (6.75 Hrs)	Per Participant	31.93	35.00		
3.5083	Program-Specialized-Youth-Skate - Hockey Skills / Power Skate (9 Hrs)	Per Participant	78.28	79.00		
3.5085	Program-Introductory -Youth-General Interest - Arts/Dance/Drama/Music/Games/Sports (9 Hrs)	Per Participant	31.93	35.00		
3.5087	Program-Introductory -Youth-Sports - Gymnastics/Martial Arts (9 Hrs)	Per Participant	30.90	34.00		
3.5092	Program-Introductory -Youth-CAN-BIKE Teen (12 Hrs)	Per Participant	83.43	92.00		
3.5094	Program-Introductory -Adult-General Interest - Arts & Crafts (18 Hrs)	Per Participant	61.99	68.14		
3.5096	Program-Introductory -Adult-Dance (13.5 Hrs)	Per Participant	64.71	70.80		
3.5101	Program-Introductory -Adult-Fitness-Walking/Cardio/Pre&Post Natal (9 Hrs)	Per Participant	49.22	53.98		
3.5104	Aquatics-Specialized-All Ages-Swim Ultra 6-7 - SG (6.75 Hrs)	Per Participant	73.79	74.34		
3.5106	Program-Specialized-Adult-Aqua-Fitness Combos - 3/wk (27 Hrs)	Per Participant	153.13	153.98		
3.5107	Program-Introductory -Adult-Fitness Combos - 2/wk (18 Hrs)	Per Participant	73.57	80.53		
3.5108	Program-Introductory -Adult-Fitness Combos - 3/wk (27 Hrs)	Per Participant	97.12	107.08		
3.511	Program-Introductory -Adult-Cards/Games (18 Hrs)	Per Participant	60.16	66.37		
3.5113	Program-Specialized-Adult-Dog Obedience (9 Hrs)	Per Participant	69.28	69.91		
3.5115	Program-Introductory -Adult-Learn to Skate/Figure Skate (9 Hrs)	Per Participant	57.42	62.83		
3.5118	Program-Introductory -Adult-General Interest Sports (9 Hrs)	Per Participant	42.84	46.90		
3.5123	Program-Introductory -Adult-Learn to Ride 1 & 2 (3 Hrs)	Per Participant	52.87	58.41		
3.5125	Program-Introductory -Older Adult-General Interest - Arts & Craft/Cards/Games (18 Hrs)	Per Participant	30.99	33.63		
3.5128	Program-Introductory -Older Adult-Fitness - Cardio/Wellness (9 Hrs)	Per Participant	26.43	29.20		
3.5133	Program-Introductory -Older Adult-General Interest - Arts & Craft/Cards/Games	Per Participant	30.99	33.63		
3.5135	Program-Specialized-Older Adult-Workshop (1 Hrs)	Per Participant	4.55	5.31		


 TORONTO		APPENDIX B				
2012 RECOMMENDED CHANGE TO EXISTING FEES						
Ref. #	Program/Fee Description	Fee Basis	Inflation Adjusted Fee \$	2012 Recommended Fee \$	Incremental Revenue Impact \$	Contact Person
3.5141	Program-Specialized-All Ages-Small Group (Non-Swimming/Skiing) (9 Hrs)	Per Participant	111.24	112.00		
3.5162	Aquatics-Introductory -Adult-Adult Ultra 1-3 (6.75 Hrs)	Per Participant	67.45	68.14		
3.5176	Program - Adult - Introductory - General Interest - Arts & Crafts	Per Participant	152.44	153.00		
3.5178	Camps ER C&Y Full Day 4 Days (28 Hrs)	Per Participant	103.00	103.54		
3.5182	Camps EH - C&Y PRE 1 Hour Daily Rate 4 Days (4 Hrs)	Per Participant	9.27	10.00		
3.5183	Camps EH - C&Y PRE 1 Hour Daily Rate 5 Days (5 Hrs)	Per Participant	12.36	13.00		
3.5184	Camps EH - C&Y PRE 1.5 Hour Daily Rate 4 Days (6 Hrs)	Per Participant	14.42	15.00		
3.519	Camps SP C&Y Full Day 9 Days	Per Participant	84.46	85.00		
3.5196	Athletic Membership - Adult-3 Months	Per Participant	119.48	120.00		
3.5222	Camps SP C&Y Half Day 5 Days	Per Participant	79.31	80.00		
3.5223	Camps SP C&Y Half Day 9 Days	Per Participant	143.17	144.00		
3.5227	Camps SP PRE Full Day 9 Days	Per Participant	290.46	291.00		
3.5231	Camps SP PRE Half Day 5 Days	Per Participant	79.31	80.00		
3.5232	Camps SP PRE Half Day 9 Days	Per Participant	143.17	144.00		
3.5236	Parking -North Toronto - 6.5 Hours	Per Participant	290.46	291.00		
3.7007	Aquatics-Introductory -Child-Aquafit - Kids (6.75 Hrs)	Per Participant	44.29	45.00		
3.7008	Aquatics-Specialized-Early Child-Aquafit - Baby / Parent (6.75 Hrs)	Per Participant	63.81	72.00		
3.7009	Aquatics-Specialized-Youth-Aquafit (6.75 Hrs)	Per Participant	44.29	45.00		
3.7074	AL: COT/WaterART Aquafitness Speciality Instructor Cert (28 Hrs)	Per Participant	160.42	161.06		
3.7424	Camps-Etobicoke Olympium-Specialty Plus-Child-Tennis 5 Days	Per Participant	360.50	361.00		
3.7543	Camp Specialty Plus Child - Etobicoke Olympium - Olympium	Per Participant				
3.7544	Tennis Camp 5-7 YRS - 5 Day	Per Participant	51.50	52.00		
3.7544	Ferry Service Adult	Per Participant	51.50	52.00		
3.7701	Program - Child - Subscriber - Kids Club -1	Per Participant	10.30	11.00		
3.7702	Program - Child - Subscriber - Kids Club -2	Per Participant	12.36	13.00		
3.7703	Program - Child - Subscriber - Kids Club -3	Per Participant	46.35	47.00		
4.526	Program-Specialized-Youth-Arts & Crafts/Music/Drama (13.5 Hrs)	3 Months	57.88	57.96		
5.6019	Program-General Interest-Arts/Clubs/Sports/Cards/Games	6.5 hr	18.04	18.58		
5.602	Parking -North Toronto - 7 Hours	7 hr	20.62	21.24		
5.6021	Parking -North Toronto - Daily Maximum	Daily	21.48	22.12		
6.6295	Ferry Service Junior	One Round Trip to Toronto Island	6.50	7.00		
6.6296	Ferry Service Senior	One Round Trip to Toronto Island	3.00	3.50		


 TORONTO		APPENDIX B				
2012 RECOMMENDED CHANGE TO EXISTING FEES						
Ref. #	Program/Fee Description	Fee Basis	Inflation Adjusted Fee \$	2012 Recommended Fee \$	Incremental Revenue Impact \$	Contact Person
6.6297	Ferry Service Student	One Round Trip to Toronto Island	4.00	4.50		Anne Ulusoy 416-392-8191
6.6298	Program-Specialized-Child-General Interest - Arts (13.5 Hrs)	One Round Trip to Toronto Island	4.00	4.50		
6.6299	Ferry Service Small Vehicles	One Round Trip to Toronto Island	100.00	103.00		
6.63	Ferry Service Large Vehicles	One Round Trip to Toronto Island	125.00	130.00		
6.6302	Ferry Service Month Pass Adult	Unlimited Round Trips to Toronto Island for One Month	88.00	90.00		
6.6303	Ferry Service Month Pass Junior	Unlimited Round Trips to Toronto Island for One Month	45.00	46.00		
6.6304	Ferry Service Senior	Unlimited Round Trips to Toronto Island for One Month	65.00	67.00		
6.6305	Ferry Service Student	Unlimited Round Trips to Toronto Island for One Month	65.00	67.00		
6.6307	Golf - Don Valley - 9 Holes -Weekday	9 Holes on Weekdays at Don Valley Golf	24.78	25.66		
6.6308	Golf - Humber Valley - 9 Holes -Weekday	9 Holes on Weekdays at Humber Valley Golf	21.24	22.01		
6.6309	Golf - Tam O'Shanter - 9 Holes -Weekday	9 Holes on Weekdays at Tam O'Shanter Golf	21.24	22.01		
6.631	Golf - Dentonia Park - 9 Holes -Weekday	9 Holes on Weekdays at Dentonia Park Golf	12.39	13.27		
6.6311	Golf - Scarlett Woods - 9 Holes -Weekday	9 Holes on Weekdays at Scarlett Woods Golf	16.81	17.70		
6.6312	Golf - Don Valley - 9 Holes -Weekend/Holiday	9 Holes on Weekend / Holiday at Don Valley Golf	29.20	30.09		
6.6313	Golf - Humber Valley - 9 Holes -Weekend/Holiday	9 Holes on Weekend / Holiday at Humber Valley Golf	23.01	23.89		
6.6314	Golf - Tam O'Shanter - 9 Holes -Weekend/Holiday	9 Holes on Weekend / Holiday at Tam O'Shanter Golf	23.01	23.89		
6.6315	Golf - Dentonia Park - 9 Holes -Weekend/Holiday	9 Holes on Weekend / Holiday at Dentonia Park Golf	15.04	15.93		
6.6316	Golf - Scarlett Woods - 9 Holes -Weekend/Holiday	9 Holes on Weekend / Holiday at Scarlett Woods Golf	18.58	19.47		
6.6317	Golf - Don Valley - 9 Holes -Weekday	9 Holes on Weekdays at Don Valley Golf	17.70	18.58		


 TORONTO		APPENDIX B				
2012 RECOMMENDED CHANGE TO EXISTING FEES						
Ref. #	Program/Fee Description	Fee Basis	Inflation Adjusted Fee \$	2012 Recommended Fee \$	Incremental Revenue Impact \$	Contact Person
6.632	Golf - Dentonia Park - 9 Holes -Weekday	9 Holes on Weekdays at Dentonia Park Golf	8.85	9.73		
6.6322	Golf - Don Valley - 9 Holes -Weekend/Holiday	9 Holes on Weekend / Holiday at Don Valley Golf	21.24	22.01		
6.6325	Golf - Dentonia Park - 9 Holes -Weekend/Holiday	9 Holes on Weekend / Holiday at Dentonia Park Golf	11.50	12.39		
6.6327	Golf - Don Valley - 9 Holes -Weekday	9 Holes on Weekdays at Don Valley Golf	15.93	16.81		
6.6328	Golf - Humber Valley - 9 Holes -Weekday	9 Holes on Weekdays at Humber Valley Golf	14.16	15.04		
6.6329	Golf - Tam O'Shanter - 9 Holes -Weekday	9 Holes on Weekdays at Tam O'Shanter Golf	14.16	15.04		
6.633	Golf - Dentonia Park - 9 Holes -Weekday	9 Holes on Weekdays at Dentonia Park Golf	7.96	8.85		
6.6331	Golf - Scarlett Woods - 9 Holes -Weekday	9 Holes on Weekdays at Scarlett Woods Golf	10.62	11.50		
6.6332	Golf - Don Valley - 9 Holes -Weekend/Holiday	9 Holes on Weekend / Holiday at Don Valley Golf	20.35	21.24		
6.6333	Golf - Humber Valley - 9 Holes -Weekend/Holiday	9 Holes on Weekend / Holiday at Humber Valley Golf	16.81	17.70		
6.6334	Golf - Tam O'Shanter - 9 Holes -Weekend/Holiday	9 Holes on Weekend / Holiday at Tam O'Shanter Golf	16.81	17.70		
6.6335	Golf - Dentonia Park - 9 Holes -Weekend/Holiday	9 Holes on Weekend / Holiday at Dentonia Park Golf	10.62	11.50		
6.6336	Golf - Scarlett Woods - 9 Holes -Weekend/Holiday	9 Holes on Weekend / Holiday at Scarlett Woods Golf	14.16	15.04		
6.6337	Golf - Don Valley - 18 Holes - TL - Weekdays	Twilight Zone Rate for Weekdays at Don Valley Golf	30.09	30.97		
6.6338	Golf - Humber Valley - 18 Holes - TL - Weekdays	Twilight Zone Rate for Weekdays at Humber Valley Golf	27.43	29.20		
6.6339	Golf - Tam O'Shanter - 18 Holes - TL - Weekdays	Twilight Zone Rate for Weekdays at Tam O'Shanter Golf	27.43	29.20		
6.634	Golf - Dentonia Park - 18 Holes - TL - Weekdays	Twilight Zone Rate for Weekdays at Dentonia Park Golf	15.93	16.81		


 TORONTO		APPENDIX B				
2012 RECOMMENDED CHANGE TO EXISTING FEES						
Ref. #	Program/Fee Description	Fee Basis	Inflation Adjusted Fee \$	2012 Recommended Fee \$	Incremental Revenue Impact \$	Contact Person
6.6341	Golf - Scarlett Woods - 18 Holes - TL - Weekdays	Twilight Zone Rate for Weekdays at Scarlett Woods Golf	20.35	21.24		
6.6343	Golf - Humber Valley - 18 Holes - Weekend/Holiday	Twilight Zone Rate for Weekend / Holiday at Humber Valley Golf	29.20	30.09		
6.6344	Golf - Tam O'Shanter - 18 Holes - Weekend/Holiday	Twilight Zone Rate for Weekend / Holiday at Tam O'Shanter Golf	29.20	30.09		
6.6347	Golf - Don Valley - 18 Holes - Weekday	18 Holes on Weekdays at Don Valley Golf	46.02	47.56		
6.6348	Golf - Humber Valley - 18 Holes - Weekday	18 Holes on Weekdays at Humber Valley Golf	37.17	38.94		
6.6349	Golf - Tam O'Shanter - 18 Holes - Weekday	18 Holes on Weekdays at Tam O'Shanter Golf	37.17	38.94		
6.635	Golf - Dentonia Park - 18 Holes - Weekday	18 Holes on Weekdays at Dentonia Park Golf	19.47	20.35		
6.6351	Golf - Scarlett Woods - 18 Holes - Weekday	18 Holes on Weekdays at Scarlett Woods Golf	26.55	27.43		
6.6352	Golf - Don Valley - 18 Holes - Weekend/Holiday	18 Holes on Weekend / Holiday at Don Valley Golf	52.21	53.75		
6.6353	Golf - Humber Valley - 18 Holes - Weekend/Holiday	18 Holes on Weekend / Holiday at Humber Valley Golf	42.48	44.02		
6.6354	Golf - Tam O'Shanter - 18 Holes - Weekend/Holiday	18 Holes on Weekend / Holiday at Tam O'Shanter Golf	42.48	44.02		
6.6355	Golf - Dentonia Park - 18 Holes - Weekend/Holiday	18 Holes on Weekend / Holiday at Dentonia Park Golf	22.12	23.01		
6.6356	Golf - Scarlett Woods - 18 Holes - Weekend/Holiday	18 Holes on Weekend / Holiday at Scarlett Woods Golf	31.86	32.74		
6.6357	Golf - Don Valley - 18 Holes - Weekday	18 Holes on Weekdays at Don Valley Golf	27.43	28.32		
6.6358	Golf - Humber Valley - 18 Holes - Weekday	18 Holes on Weekdays at Humber Valley Golf	23.89	24.78		
6.6359	Golf - Tam O'Shanter - 18 Holes - Weekday	18 Holes on Weekdays at Tam O'Shanter Golf	23.89	24.78		
6.636	Golf - Dentonia Park - 18 Holes - Weekday	18 Holes on Weekdays at Dentonia Park Golf	13.27	14.16		


 TORONTO		APPENDIX B				
2012 RECOMMENDED CHANGE TO EXISTING FEES						
Ref. #	Program/Fee Description	Fee Basis	Inflation Adjusted Fee \$	2012 Recommended Fee \$	Incremental Revenue Impact \$	Contact Person
6.6361	Golf - Scarlett Woods - 18 Holes - Weekday	18 Holes on Weekdays at Scarlett Woods Golf	17.70	18.58		
6.6362	Golf - Don Valley - 18 Holes - Weekend/Holiday	18 Holes on Weekend / Holiday at Don Valley Golf	32.74	33.63		
6.6363	Golf - Humber Valley - 18 Holes - Weekend/Holiday	18 Holes on Weekend / Holiday at Humber Valley Golf	27.43	29.20		
6.6364	Golf - Tam O'Shanter - 18 Holes - Weekend/Holiday	18 Holes on Weekend / Holiday at Tam O'Shanter Golf	27.43	29.20		
6.6365	Golf - Dentonia Park - 18 Holes - Weekend/Holiday	18 Holes on Weekend / Holiday at Dentonia Park Golf	17.70	18.58		
6.6366	Golf - Scarlett Woods - 18 Holes - Weekend/Holiday	18 Holes on Weekend / Holiday at Scarlett Woods Golf	22.12	23.01		
6.6367	Golf - Don Valley - 18 Holes - Weekday	18 Holes on Weekdays at Don Valley Golf	24.78	25.66		
6.6368	Golf - Humber Valley - 18 Holes - Weekday	18 Holes on Weekdays at Humber Valley Golf	21.24	22.01		
6.6369	Golf - Tam O'Shanter - 18 Holes - Weekday	18 Holes on Weekdays at Tam O'Shanter Golf	21.24	22.01		
6.637	Golf - Dentonia Park - 18 Holes - Weekday	18 Holes on Weekdays at Dentonia Park Golf	12.39	13.27		
6.6371	Golf - Scarlett Woods - 18 Holes - Weekday	18 Holes on Weekdays at Scarlett Woods Golf	15.93	16.81		
6.6372	Golf - Don Valley - 18 Holes - Weekend/Holiday	18 Holes on Weekend / Holiday at Don Valley Golf	29.20	30.09		
6.6373	Golf - Humber Valley - 18 Holes - Weekend/Holiday	18 Holes on Weekend / Holiday at Humber Valley Golf	23.89	24.78		
6.6374	Golf - Tam O'Shanter - 18 Holes - Weekend/Holiday	18 Holes on Weekend / Holiday at Tam O'Shanter Golf	23.89	24.78		
6.6375	Golf - Dentonia Park - 18 Holes - Weekend/Holiday	18 Holes on Weekend / Holiday at Dentonia Park Golf	16.81	17.70		
6.6376	Golf - Scarlett Woods - 18 Holes - Weekend/Holiday	18 Holes on Weekend / Holiday at Scarlett Woods Golf	20.35	21.24		
	PARKS FORESTRY & RECREATION - TOTAL				\$725,000	
	TORONTO BUILDING				\$39,177	
12	Brownfield regulation implementation fee for new residential unit	Per new residential unit	46.70	46.73		
13	Application fee for intake, review, and inspection of roof signs	Per square metre	36.72	36.75		


 TORONTO		APPENDIX B				
2012 RECOMMENDED CHANGE TO EXISTING FEES						
Ref. #	Program/Fee Description	Fee Basis	Inflation Adjusted Fee \$	2012 Recommended Fee \$	Incremental Revenue Impact \$	Contact Person
13	Application fee for intake, review, and inspection of roof signs	Per square metre	214.24	214.39		
14	Application fee for intake, review, and inspection for signs other than roof	Per square metre - minimum	30.62	30.64		
14	Application fee for intake, review, and inspection for signs other than roof	Per square metre	214.24	214.39		
15	Plan revisions; alterations/relocation of existing signs on same property, and permit renewals	Each application	214.24	214.39		
23	Routine compliance search fee to process the application, and carry out the review	Per request	128.21	128.30		
24	Application fee for, plan review, and inspection activities - work without prescribed const. value	Per Hour	76.92	76.97		
25	Application fee for, plan review, and inspection activities - work with prescribed constr. Value	Per \$1000 of prescribed construction value	17.95	17.96		
26	Review permit for change in ownership	Per permit	102.56	102.63		
27	Special inspection fee for inspection activities after hours/weekends	Per hour	76.92	76.97		
28	Revise and issue permit for application intake, plan review, and inspection activities	Per Hour	76.92	76.97		
29	Permit for change of use for application intake, plan review, and inspection activities	Per Hour - minimum	76.92	76.97		
29	Permit for change of use for application intake, plan review, and inspection activities	Per Hour -maximum	256.40	256.58		
30	Permission to defer revocation - fee for administration, and inspection activities	Per Hour - miniomum	76.92	76.97		
30	Permission to defer revocation - fee for administration, and inspection activities	Per Hour - maximum	102.56	102.63		
31	Part permit fee for application intake, plan review, and inspection activities	Each Part Permit	256.40	256.58		
32	Conditional permit fee for application intake, plan review, and inspection activities	Per Permit - An additional 10% of the permit fee for the entire project - minimum	256.40	256.58		
32	Conditional permit fee for application intake, plan review, and inspection activities	Per Permit - An additional 10% of the permit fee for the entire project - maximum	2,564.03	2,565.82		
33	Construction w/o building permit fee for investigating and documenting the process	Per Permit Phase -50% of the estimated permit fees for that phase - Variable up to maximum of \$24436.41	24,419.32	24,436.41		


 TORONTO		APPENDIX B				
2012 RECOMMENDED CHANGE TO EXISTING FEES						
Ref. #	Program/Fee Description	Fee Basis	Inflation Adjusted Fee \$	2012 Recommended Fee \$	Incremental Revenue Impact \$	Contact Person
34	To recover the costs surrounding the investigation and documentation process	Per Project -50% of the estimated permit fees - minimum	122.09	122.18		
34	To recover the costs surrounding the investigation and documentation process	Per Project -50% of the estimated permit fees - maximum	23,933.48	23,950.53		
35	The application intake, and plan review activities for revision to a permit not issued	Per Revision Per Hour - (minimum)	76.92	76.97		
35	The application intake, and plan review activities for revision to a permit not issued	Per Revision Per Hour - (maximum)	101.22	101.29		
36	Hourly rate for examination and inspection activities beyond 5 hours	Per Hour	76.92	76.97		
37	Fee for inspection activities for authority to occupy prior to completion.	Per Project	384.60	384.87		
38	Application intake, plan review, and inspection activities for assembly occupancies	Per Square Meter	25.64	25.66		
39	Application intake, plan review, and inspection activities for restaurants (shell)	Per Square Meter	21.46	21.48		
41	Application intake, plan review, and inspection activities - transit stations, subways, etc.	Per Square Meter	19.84	19.85		
42	Application intake, plan review, and inspection activities - all other Group A buildings	Per Square Meter	25.64	25.66		
43	Application intake, plan review, and inspection activities - institutional occupancies	Per Square Meter	27.29	27.31		
44	Application intake, plan review, and inspection activities fee for residential occupancies	Per Square Meter	15.39	16.40		
45	Application intake, plan review, and inspection activities fee - multiple unit buildings	Per Square Meter	24.36	24.38		
46	Application intake, plan review, and other administrative activities fees - certification of plans	Per Square Meter	7.69	7.70		
47	Application intake, plan review, and inspection activities fee - building permits certified plans	Per Square Meter	13.06	13.07		
48	Application intake, plan review, and inspection activities fee -all other residential occupancies	Per Square Meter	15.39	15.40		
49	Application intake, plan review, and inspection activities fee- office bldgs(shell) Grp D bldgs(shell)	Per Square Meter	16.12	16.13		
50	Application intake, plan review, and inspection activities - finished bldgs Group D	Per Square Meter	20.27	20.28		
51	Application intake, plan review, and inspection activities fee-mercantile occupancies etc (shell)	Per Square Meter	13.06	13.07		


 TORONTO		APPENDIX B				
2012 RECOMMENDED CHANGE TO EXISTING FEES						
Ref. #	Program/Fee Description	Fee Basis	Inflation Adjusted Fee \$	2012 Recommended Fee \$	Incremental Revenue Impact \$	Contact Person
52	Application intake, plan review, and inspection activities - mercantile occupancies (finished)	Per Square Meter	17.21	17.22		
53	Application intake, plan review, and inspection activities fee-industrial occupancies <7500 sq.m.	Per Square Meter - bldg shell	10.25	10.26		
54	Application intake, plan review, and inspection activities fee-industrial bldgs less than 7500 sq.m.	Per Square Meter - finished bldgs	14.10	14.11		
55	Application intake, plan review, and inspection activities fee - industrial bldgs shell >7500 sq.m.	Per Square Meter -	8.31	8.32		
56	Application intake, plan review, and inspection activities fee-finished industrial bldgs >7500 sq.m.	Per Square Meter	12.46	12.47		
57	Application intake, plan review, and inspection activities fee- gas stations, car washes	Per Square Meter	12.83	12.84		
59	Application intake, plan review, and inspection activities - all other Group F bldgs	Per Square Meter	14.10	14.11		
63	Application intake, and review activities for demolition implosion	Each request	1,923.02	1,924.37		
64	Application fee for intake, and review activities for environmental review	Each request	854.67	855.27		
65	Fee for application intake, plan review, and inspection activities for communication towers	Per Structure	352.55	352.80		
66	Fee for application intake, plan review, and inspection activities for crane runway	Per Structure	352.55	352.80		
67	Fee for application intake, plan review, and inspection activities - exterior tank & support	Per Structure	352.55	352.80		
68	Application intake, plan review, and inspection activities - pedestrian bridge	Per Structure	352.55	352.80		
69	Application intake, plan review, and inspection activities fees-retaining wall	\$ per Lineal Meter	10.25	10.26		
70	Application intake, plan review, and inspection activities - satellite dish, solar collector	Per Structure	352.55	352.80		
71	Application intake, plan review, and inspection activities - pool fence enclosures	Per application	102.56	102.63		
72	Application intake, plan review, and inspection activities - air supported structures	Per Square Meter	7.33	7.34		
74	Application intake, plan review, and inspection activities fee - balcony repairs	Per Balcony	17.95	17.96		
80	Application intake, plan review, and inspection activities - electromagnetic locks	Per Lock - minimum	38.46	38.49		
80	Application intake, plan review, and inspection activities - electromagnetic locks	Per Lock - maximum	384.60	384.87		Ann Borooh


 TORONTO		APPENDIX B				
2012 RECOMMENDED CHANGE TO EXISTING FEES						
Ref. #	Program/Fee Description	Fee Basis	Inflation Adjusted Fee \$	2012 Recommended Fee \$	Incremental Revenue Impact \$	Contact Person
81	Fee for application intake, plan review, and inspection activities - emergency lightings	Per Storey - minimum	44.87	44.90		416-397-4446
81	Fee for application intake, plan review, and inspection activities - emergency lightings	Per Storey-maximum	448.71	449.02		
82	To recover the costs for application intake, plan review, and inspection activities-farm buildings	Per Square Meter	8.97	8.98		
83	The costs for application intake, plan review, and inspection activities -fire alarms	Per Storey -minimum	64.10	64.14		
83	The costs for application intake, plan review, and inspection activities -fire alarms	Per Storey -maximum	641.00	641.45		
85	Application intake, plan review, and inspection activities-manholes, catchbasin etc.	Each	32.05	32.07		
86	Application intake, plan review, and inspection activities-backflow prevention devices	Each	76.92	76.97		
87	Application intake, plan review, and inspection activities-holding tanks	Each	320.50	320.72		
88	Application intake, plan review, and inspection activities - septic tanks	Each	641.00	641.45		
89	Application intake, plan review, and inspection activities - fixtures, equipment, etc.	Each fixture, equipment, roof drain	19.22	19.23		
90	Application intake, plan review, and inspection activities - fixtures, equipment roof drain	Each fixture, equipment, roof drain	25.64	25.66		
91	Application intake, plan review, and inspection activities-piping, water services etc.	Each	102.56	102.63		
92	Application intake, plan review, and inspection activities- buried plumbing, drainage piping	Each	102.56	102.63		
96	Application intake, plan review, and inspection activities-heating and Ventilation only with no ductwork	Flat Fee	160.26	160.37		
97	Application intake, plan review, and inspection activities-Heating, Ventilation and Air Conditioning (HVAC)	Flat Fee	224.35	224.53		
98	Application intake, plan review, and inspection activities-boiler or furnace replacement	Flat Fee	128.21	128.30		
99	Application intake, plan review, and inspection activities-air conditioning unit addition	Flat Fee	128.21	128.30		
102	Application intake, plan review, and inspection activities-small bldgs up to 230 sq.m.	Flat Fee	192.31	192.44		
106	Application intake, plan review, and inspection -activities-HVAC alterations (Unit Heater, Make-up Air Unit, Exhaust Fan) and/or Ductwork Alterations	Flat Fee	160.26	160.37		


 TORONTO		APPENDIX B				
2012 RECOMMENDED CHANGE TO EXISTING FEES						
Ref. #	Program/Fee Description	Fee Basis	Inflation Adjusted Fee \$	2012 Recommended Fee \$	Incremental Revenue Impact \$	Contact Person
107	Application intake, plan review, and inspection activities-HVAC alterations (Boiler/Furnace, or Air Conditioning Unit)	Flat Fee	320.50	320.72		
108	Application intake, plan review, and inspection -activities-special ventilation systems	Flat Fee	384.60	384.87		
109	Application intake, plan review, and inspection activities-tent certification	Up to Two Tents	102.56	102.63		
110	Application intake, plan review, inspection activities-tent certification	Per Additional Tent (over two)	32.05	32.07		
111	Application intake, plan review, and inspection activities -permits for certified tent	Per Tent	102.56	102.63		
114	Application intake, plan review, and inspection activities-temporary structures	Per Square Meter	12.83	12.84		
115	For application intake, plan review, and inspection activities-underpinnings	Per Lineal Meter	10.25	10.26		
116	For application intake, plan review, and inspection activities-fire doors retrofit	Each -minimum	25.64	25.66		
116	For application intake, plan review, and inspection activities-fire doors retrofit	Each - maximum	384.60	384.87		
117	Application intake, plan review, and inspection activities fee-fireplaces and/or woodstoves	Each	102.56	102.63		
118	Application intake, plan review, and inspection activities fee-mechanical service spaces/penthouses	Per Square Meter	8.97	8.98		
121	Application intake, plan review, and inspection activities-portable classrooms: non certified	Per Portable	128.21	128.30		
122	Application intake, plan review, and inspection activities fee-portable classrooms: certification	Per Portable	128.21	128.30		
123	Application intake, plan review, and inspection activities fee-certified portable classrooms	Per Portable	64.10	64.14		
126	Application intake, plan review, and inspection activities fee-residential deck, carport, porch	Each	102.56	102.63		
127	For application intake, plan review, and inspection activities-shoring	Per Lineal Meter	10.25	10.26		
128	Application intake, plan review, and inspection activities fee-detached garages,accsry structures	Each	102.56	102.63		
130	For application intake, plan review, and inspection activities-standpipes	Each - minimum	44.87	44.90		
130	For application intake, plan review, and inspection activities-standpipes	Each - maximum	448.72	449.03		
131	Application intake, plan review, and inspection activities for energy efficiency devices and equipment	Per Installation	98.90	98.97		

 TORONTO		APPENDIX B				
2012 RECOMMENDED CHANGE TO EXISTING FEES						
Ref. #	Program/Fee Description	Fee Basis	Inflation Adjusted Fee \$	2012 Recommended Fee \$	Incremental Revenue Impact \$	Contact Person
136	Administrative fee for collecting and processing road damage deposit	Each application	55.24	55.28		
137	Application intake, processing, report writing and associated administrative work	Per application	1,564.89	1,565.99		
138	Application intake, review and report generation for an appeal of the decision of the Chief Building Official to the Sign Variance Committee	Per application	625.95	626.39		
139	To perform additional inspections, preparation of notices, and other enforcement activities related signs and sign structures being erected or displayed prior to the application and approval of a sign variance	per sign face	782.45	783.00		
140	Application intake and review, consultation and report preparation, site visits and associated administration	per application	2,608.14	2,609.97		
141	To perform additional inspections, generation of notices and any associated administration and enforcement activities for a sign or sign structure prior to the application and approval of a site specific sign by-law amendment or signage master plan.	per sign face	782.45	783.00		
142	To cover the costs of application intake and review, and to perform any administration associated with the transfer of a sign or sign structure from one sign owner to another	Per sign permit	100.55	100.62		
143	To intake and review, or inspect any sign permits for which additional information has been submitted after the initial intake, review or inspection activities.	per hour	75.42	75.47		
144	To perform additional inspection and enforcement activities, the generation of notices and any associated administration required where a sign or sign face has been erected prior to the issuance of a sign permit.	per sign face	782.45	783.00		
145	To perform the intake, review, and inspection of a third party sign permit, subject to a five year renewal, that is being renewed.	per square metre	18.38	18.39		
146	To review the structural components of a sign face or sign structure against the requirements of the Ontario Building Code	per installation	57.38	57.42		
147	Court/Tribunal Attendance Fee	Per Property	625.95	626.39		
149	Permission to Defer Revocation, Plus Each Additional Hour	Per Hour	76.92	76.97		
150	Application for a variance to Chapter 694 with respect to a First-Party Sign	Per Application	697.52	698.01		
151	Marijuana Grow Operation Enforcement, Inspection Fee Per Property	Per Property	625.95	626.39		
152	MGO assessment report, remediation plan review and clerical administration costs of Toronto Public Health.	Per Report	765.23	765.77		

 TORONTO		APPENDIX B						
2012 RECOMMENDED CHANGE TO EXISTING FEES								
Ref. #	Program/Fee Description	Fee Basis	Inflation Adjusted Fee \$	2012 Recommended Fee \$	Incremental Revenue Impact \$	Contact Person		
	TORONTO BUILDING - TOTAL				\$39,177			
	CITY CLERK'S OFFICE							
54	Print on high quality paper (8X10) from a digital image of an archival record	Per 8x10 print	25.00	30.00	\$3,981	Betty Henderson 416-392-8088		
	CITY CLERK'S OFFICE - TOTAL				\$3,981			
	FACILITIES MANAGEMENT & REAL ESTATE							
1	Rental rate for meeting space	Per hour	126.50	129.03	\$28,762	Daniel Picheca 416-397-7215		
2	Rental rate for meeting space	Per hour	88.00	89.76				
3	Rental rate for meeting room	Per hour	40.00	40.80				
4	Rental rate for meeting room	Per hour	101.50	103.53				
5	Rental rate for meeting room	Per hour	63.50	64.77				
6	Rental rate for meeting room	Per hour	29.00	29.58				
44	Co-ordination Services for film shoots/events	Per hour	50.00	56.00				
45	Security for Film Shoots/events	Per hour	39.00	47.58				
46	Building Operator costs for Film Shoots/Events	Per hour	40.00	44.80				
47	Custodial Services for film shoots/events	Per hour	33.00	36.96				
48	Foreperson for film shoots/events.	Per hour	40.00	53.20				
49	Electrician for Film Shoots/events	Per hour	80.00	81.60				
50	Audio Visual Services for film shoots/events	Per hour	40.00	46.80				
	FACILITIES MANAGEMENT & REAL ESTATE - TOTAL						\$28,762	
	CITY PLANNING							
2	Base fee for zoning by-law amendment	Base Fee	6,317.86	15,621.30	\$6,306,200			
3	Additional Fee: if buildings having gross floor area over 500 sq. m. -Residential	Per \$/sq. m	2.65	5.29				
3.1	Additional Fee: if buildings having gross floor area over 500 sq. m. Non--Residential	Per \$/sq. m	2.65	3.93				
3.2	Additional Fee: if buildings having gross floor area over 500 sq. m. -Mixed use	Per \$/sq. m	2.65	2.93				
4	Application fee for holding by-law amendment	Per application	6,294.48	8,623.00				
5	Base fee for plan of subdivision approval	Each Plan	23,604.27	27,567.00				
6	Additional fee for each proposed lot - plan of subdivision approval	Per \$/each proposed lot	524.53	870.00				
7	Base fee for approval of description pursuant to the Condominium Act, 1998	Per application	15,736.18	7,249.10				
8	Additional fee per unit for approval of description pursuant to the Condominium Act 1998	Per \$/unit	52.50	19.28				
9	Base fee for part lot control under Section 50(5) of the Planning Act	Per application	9,443.26	3,800.00				
10	Additional fee for each proposed lot	\$/each proposed lot	1,049.11	380.19				

 TORONTO		APPENDIX B				
2012 RECOMMENDED CHANGE TO EXISTING FEES						
Ref. #	Program/Fee Description	Fee Basis	Inflation Adjusted Fee \$	2012 Recommended Fee \$	Incremental Revenue Impact \$	Contact Person
11	Base fee for site plan control (approval of plans and drawings under Section 41 of the Planning Act	Base Fee	2,622.77	4,500.00		Carleton Grant 416-392-0172
12.1	Additional fee for site plan control if building gross floor area -first 700 square metre-Residential Use	Per sq. m	2.65	10.55		
12.2	Additional fee for site plan control if building gross floor area -next 700 square metre-Residential Use	Per sq. m	2.65	8.15		
12.3	Additional fee for site plan control if building gross floor area -next 3,000 square metre-Residential Use	Per sq. m	2.65	5.30		
12.6	Additional fee for site plan control if building gross floor area is over 500 sq. m. - Mixed Use	Per sq. m	2.65	3.65		
13	Agreement/revision of Site Plan Control plans and drawings	Per application	2,622.77	4,500.00		
14	Application fee for minor variance, Clear Title (i.e., no construction involved)	Per application	585.54	1,049.50		
14.1	Application fee for minor variance, Clear Title (i.e., no construction involved) -OTC	Per application	1,171.08	2,099.00		
15	Minor variance fee for additions and alterations to existing dwellings with three units or less	Per application	780.74	1,400.50		
16	Additions and alterations to existing dwellings with three units or less: With OTC (Order to comply)	Per application	1,561.48	2,801.00		
17	Minor variance fee for residential dwellings with three units or less	Per application	1,756.65	3,148.55		
18	Residential Dwelling (3 units or less) With OTC (order to comply)	Per application	3,513.30	6,297.10		
19	Application fee for minor variance for , commercial, industrial or institutional uses	Per application	2,274.69	4,075.00		
20	All other residential, commercial, industrial or institutional uses - With OTC (order to comply)	Per application	4,549.39	8,150.00		
21	Consent under Section 50(3) of the Planning Act - Base fee for severing one lot into two, or establishing a new easement	Base fee per application	2,732.55	2,870.00		
22	Application fee for each additional lot created	Per lot	1,756.65	1,840.00		
23	Validation of title, clear title, leases, mortgage discharge, lot additions, re-establishing easements	Per Application	1,366.28	1,430.00		
49	Expert Research Services	per hour	61.26	120.00		
53	Base fee for Telecommunication Tower Application	Base fee	2,540.09	4,500.00		
54	Legal services processing for zoning by-law amendment for Section 37 agreement	Per application	5,423.12	9,400.00		
55.1	Additional fee for official plan and zoning by-law amendment for building if gross floor area is over 500 square metres -Residential	per sq.m.	2.65	5.29		

 TORONTO		APPENDIX B				
2012 RECOMMENDED CHANGE TO EXISTING FEES						
Ref. #	Program/Fee Description	Fee Basis	Inflation Adjusted Fee \$	2012 Recommended Fee \$	Incremental Revenue Impact \$	Contact Person
55.2	Additional fee for official plan and zoning by-law amendment for building if gross floor area is over 500 square metres -Non-Residential	per sq.m.	2.65	3.93		
55.3	Additional fee for official plan and zoning by-law amendment for building if gross floor area is over 500 square metres -Non-Residential	Per sq.m.	2.65	2.93		
56	Base fee for condominium conversion	Per application	15,736.18	15,825.00		
56.1	Additional fee for each unit of condominium conversion	Per unit	52.50	72.08		
57	Legal services for processing official plan and rezoning combination section 37/section 45 agreements - Condominium	Per application	5,153.65	9,400.00		
CITY PLANNING - TOTAL					\$6,306,200	
TORONTO PUBLIC LIBRARY						
5	Room Rentals for meetings	Per hr	\$15.00 per hr (non-profit rate) to \$110.00 per hr (commercial rate)	\$19.50 per hr (non-profit rate) to \$143.00 per hr (commercial rate)	\$217,000	
6	Room Rentals (Auditorium - prime locations) for non-profit groups, communities and commercial groups	Per hr	\$55.00 per hr (non-profit rate) to \$125.00 per hr (commercial rate)	\$71.00 per hr (non-profit rate) to \$163.00 per hr (commercial rate)		Paul Wong 416-393-7110
7	Room Rentals for meetings (Theatre)	Per day (non-profit rate) Per HR (commercial rate)	Avg \$155.00 per day (non-profit rate) to \$125.00 per HR (commercial rate)	Avg \$352.00 per day (non-profit rate) to \$284.00 per HR (commercial rate)		
TORONTO PUBLIC LIBRARY - TOTAL					\$217,000	
TORONTO ZOO						
1	General Admission to the Toronto Zoo - Non-peak time	Daily	23.00	20.00	\$742,200	
1.1	General Admission to the Toronto Zoo - Peak time	Daily	23.00	25.00		
2	Admission to the Toronto Zoo- Children (ages 4-12), non-peak time	Daily	13.00	10.00		
2.1	Admission to the Toronto Zoo - Children (ages 4-12) -Peak time	Daily	13.00	15.00		
3	Admission to the Toronto Zoo - Seniors (over 65) -Non-peak time	Daily	17.00	15.00		
3.1	Admission to the Toronto Zoo-Seniors (over 65) - Peak time	Daily	17.00	20.00		

 TORONTO		APPENDIX B				
2012 RECOMMENDED CHANGE TO EXISTING FEES						
Ref. #	Program/Fee Description	Fee Basis	Inflation Adjusted Fee \$	2012 Recommended Fee \$	Incremental Revenue Impact \$	Contact Person
8	Annual Family membership for two named adults and up to 4 children/grandchildren (ages 4 to 15) living in the same household.	Annual	145.00	170.00		Paul Whittam 416-392-5914
9	Family membership for two named adults and up to 4 children/grandchildren (ages 4 to 15) living in the same household -Biannual	Bi-Annual	249.00	260.00		
12	Dual membership for two named adults in the same household - Annual	Annual	125.00	148.00		
13	Dual membership for two named adults in the same household. - Bi-Annual	Bi-Annual	219.00	233.00		
14	Single family membership for one named adult and up to 4 children/grandchildren (ages 4 to 15) living in the same household - Annual	Annual	110.00	126.00		
15	Single family membership for two named adults and up to 4 children/grandchildren (ages 4 to 15) living in the same household. -Bi-Annual	Bi-Annual	189.00	195.00		
16	Individual membership provides full benefits for one named person -Annual	Annual	70.00	82.00		
17	Individual membership for one named person -Bi-Annual	Bi-Annual	119.00	130.00		
18	Senior membership for one named adult age 65 and over -Annual	Annual	45.00	50.00		
19	Senior membership for one named adult age 65 and over-Bi-Annual	Bi-Annual	79.00	83.00		
20	Senior couple membership (annual) for two named adults ages 65 and over -	Annual	80.00	88.00		
25	Zoo Camp - (full day camp for children ages 6 -16) - Member	Weekly	250.00	260.00		
25	Zoo Camp - (full day camp for children ages 6 -16) - Non-Member	Weekly	270.00	280.80		
34	Stroller Rental	Daily	5.00	6.00		
35	Double Stroller Rental	Daily	8.00	10.00		
36	Wagon Rental	Daily	6.00	8.00		
	TORONTO ZOO - TOTAL				\$742,200	
	GRAND TOTAL - INCREMENTAL REVENUES FROM CHANGE IN EXISTING FEES				\$8,181,142	