



Office of the Mayor

2014 OPERATING BUDGET OVERVIEW

The Office of the Mayor provides the support to the Mayor as the Head of Council and the Chief Executive Officer of the City, as prescribed in the City of Toronto Act, 2006, c. 133 and c. 134.

2014 Budget Highlights

The 2014 Recommended budget of the Office of the Mayor is comprised of \$915.0 for January 1 to November 30, 2014, and \$173.5 for December 2014 with the new term of Council.

(In \$000s)	Approved 2013 Budget	Recommended 2014 Budget	Change	
			\$	%
Gross Expenditures	1,541.4	1,088.5	0.0	0.0%
Gross Revenue				
Net Expenditures	1,541.4	1,088.5	0.0	0.0%

Contents

I: Overview	1
II: Recommendations	4
III: 2014 Service Overview and Plan	5
IV: 2014 Recommended Total Operating Budget	6
V: Issues for Discussion	N/A
Appendices:	
1) 2013 Performance	9
2) Recommended Budget by Expense Category	10
3) Summary of 2014 Service Changes	N/A
4) Summary of 2014 New & Enhanced Service Changes	N/A
5) Inflows/Outflows to / from Reserves & Reserve Funds	N/A
6) 2014 User Fee Rate Changes	N/A

Contacts

Kenneth Quan
Manager, Financial Planning
Tel: (416) 392-8393
Email: kquan2@toronto.ca

Tom Perdakis
Financial Planning Analyst
Tel: (416) 397-4296
Email: tperdik@toronto.ca

Fast Facts

- The Mayor's Office represents 2.8 million residents in the largest city in Canada with 8% of the total population
- Toronto is ranked as the world's most diverse city, with over 140 languages spoken. Half of Torontonians were born outside of Canada.
- The City limits cover 641 sq km and stretches 43 km from east to west and 21 km from north to south at its longest points.
- Toronto's economy makes up approximately 11% of the country's GDP.

Trends

- Toronto is the 4th largest city in North America, rising in rank from 5th in 2011.
- The City's population growth outpaced the national average in the last five years.
- Every year, roughly 260,000 new immigrants come to Canada and approximately 30% choose to settle in the Greater Toronto Area (GTA).

Statutory Role of the Mayor

In accordance with the City of Toronto Act, 2006 (c133), it is the role of the Mayor, as Head of City Council,

- (a) To act as the Chief Executive Officer of the City;
- (b) To preside over Council meetings so that City business can be carried out efficiently and effectively;
- (c) To provide leadership to Council;
- (d) To represent the City and Council at official functions; and
- (e) To carry out duties as head of Council under the Act and under any other legislation.

The Mayor's role also includes providing information and making recommendations to Council with respect to Council's role in clauses 131 (d) and (e) in the City of Toronto Act. These include:

- (d) to ensure that administrative policies, practices and procedures and controllership policies, practices and procedures are in place to implement the decision of council;
- (e) to ensure the accountability and transparency of the operations of the City, including the activities of the senior management of the City.

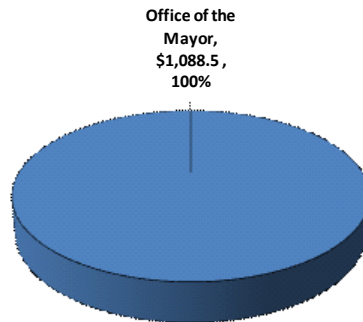
In addition, as Chief Executive Officer of the City (c. 134), the Mayor shall:

- (a) uphold and promote the purposes of the City;
- (b) Promote public involvement in the City's activities
- (c) Act as the representative of the City both within and outside the City, and promote the locally, nationally and internationally; and
- (d) Participate in and foster activities that enhance the economic, social and environmental well-being of the City and its residents.

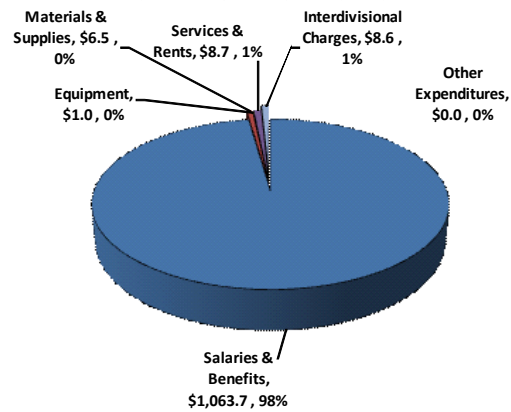
2014 Budget Expenditures & Funding

Where the money goes:

2014 Operating Budget by Service
\$1.089 Million

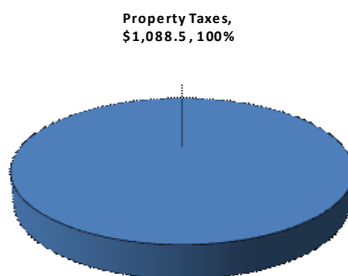


2014 Operating Budget by Expenditure Category



Where the money comes from:

2014 Operating Budget Funding Source
\$1.089 Million



II: RECOMMENDATIONS

Recommendations

1. City Council approve the 2014 Recommended Operating Budget for the Office of the Mayor of \$0.174 million, when combined with the \$0.833 million already approved by City Council on November 18, 2013 for a total of \$1.089 million.

<u>Program:</u>	Gross <u>(\$000s)</u>	Net <u>(\$000s)</u>
Office of the Mayor	1,088.5	1,088.5
Total Program Budget	<u>1,088.5</u>	<u>1,088.5</u>

III: 2014 OVERVIEW

What we do

The role of the Mayor as Head of Council is:

- To act as Chief Executive Officer of the City;
- To preside over meetings of Council so that its business can be carried out efficiently and effectively;
- To provide leadership to Council;
- To represent the City at official functions; and
- To carry out the duties of the Head of Council under the City of Toronto Act, 2006.

The role of the Mayor as Chief Executive Officer of the City is:

- To uphold and promote the purposes of the City;
- To promote public involvement in the City's activities;
- To act as the representative of the City both within and outside the City, and promote the City locally, nationally and internationally; and
- To participate in and foster activities that enhance the economic, social and environmental well-being of the City and its residents.

IV: 2014 Total Operating Budget

2014 Recommended Operating Budget (In \$000s)

(In \$000s)	2013		2014 Recommended Operating Budget			2014 Rec.dd vs. 2013 Budget Approved Changes		Incremental Change 2015 and 2016 Plan				
	Approved Budget	Projected Actual	2014 Rec'd Base	2014 Rec'd New/Enhanced	2014 Rec'd Budget	\$	%	2015		2016		
	\$	\$	\$	\$	\$			%	\$	%	\$	%
By Service												
Mayor's Office												
Gross Expenditures	1,541.4	1,541.4	1,088.5		1,088.5	(452.9)	(29.4%)	963.5	88.5%	42.8	2.1%	
Revenue												
Net Expenditures	1,541.4	1,541.4	1,088.5		1,088.5	(452.9)	(29.4%)	963.5	88.5%	42.8	2.1%	
Total												
Gross Expenditures	1,541.4	1,541.4	1,088.5		1,088.5	(452.9)	(29.4%)	963.5	88.5%	42.8	2.1%	
Revenue												
Total Net Expenditures	1,541.4	1,541.4	1,088.5		1,088.5	(452.9)	(29.4%)	963.5	88.5%	42.8	2.1%	

The 2014 Recommended Operating Budget for the Office of the Mayor of \$1.089 million gross and net is \$0.453 million.

- At its meeting on November 18, 2013, Council adopted report CC44.1 "Proposed Suspension and Substitution of Special Rules in Chapter 27, Council Procedures and Amendments to the Powers, Duties and Office Operations of the Mayor" and re-allocated (a portion of the Jan-Nov 2014) operating budget of the Office of the Mayor to the City Clerk's Office under the direction of the Deputy Mayor.
- \$0.430 million of the Office of the Mayor's 2013 Approved Operating Budget of \$1.971 million was re-allocated to the City Clerk's Office. Council also re-allocated \$0.882 million of the Mayor's 2014 Operating Budget from January 1 to November 30, 2014 to the City Clerk's Office under the oversight of the Deputy Mayor.
- Council also approved that "in the best interests of the City's continued effective operation, City Council authorize the Deputy Mayor, in consultation with the City Clerk, to assume the responsibility for staff and effect the transfer of existing staff of the Mayor's Office to the Office of the City Clerk, in accordance with the reallocated operating budget and to provide options to staff not transferred in relation to their continued employment or severance in accordance with their employment contracts.

**2014 Recommended Base Budget
(In \$000s)**

(In \$000s)	2013 Approved Budget	2014 Rec'd Base	Change		Incremental Change			
			2014 Recommended Base vs. 2013 Approved Budget		2015 Plan		2016 Plan	
By Service	\$	\$	\$	%	\$	%	\$	%
Mayor's Office								
Gross Expenditures	1,541.4	1,088.5	(452.9)	(29.4%)	963.5	88.5%	42.8	2.1%
Revenue								
Net Expenditures	1,541.4	1,088.5	(452.9)	(29.4%)	963.5	88.5%	42.8	2.1%
Total								
Gross Expenditures	1,541.4	1,088.5	(452.9)	(29.4%)	963.5	88.5%	42.8	2.1%
Revenue								
Net Expenditures	1,541.4	1,088.5	(452.9)	(29.4%)	963.5	88.5%	42.8	2.1%

The 2014 Recommended Base Budget of \$1.089 million gross and net is a \$0.453 million or a 29.4% decrease under the 2013 Approved Budget of \$1.541 million, due to Council's decision of November 18th 2013.

Approval of the 2014 Recommended Budget for the Mayor's Office will result in a 2015 incremental cost increase of \$0.964 million in 2015 and a 2016 incremental cost increase of \$0.043 million.

Future year incremental costs are primarily attributable to the following:

Known Impacts

- Increase of \$0.883 million in 2015 due to the reversal of Council decision of November 18th 2013.
- A Cost of Living Adjustment (COLA) projected at 1.75% in 2015 will result in an increase of \$0.003 million in 2015.
- A Consumer Price Index (CPI) increase projected at 2% for the Mayor's salary will result in an increase of \$0.003 million and \$0.003 million in each of 2015 and 2016.

The following table provides a summary of the re-allocated funding from the Office of the Mayor to the City Clerk's Office:

Description	Office of the Mayor				City Clerk's Office		TOTAL	
	FTEs	Office of the Mayor	2014 - 2018 Term	Total	FTEs	Council Decision Nov 18	FTEs	Total
2013 Approved Budget	19.0	1,971.3		1,971.3			19.0	1,971.3
<u>In-Year Adjustments:</u> Re-allocate the Balance of the 2013 Budget to City Clerk's Office for Support to the Deputy Mayor	(10.0)	(429.9)		(429.9)	10.0	429.9		0
2013 Adjusted Base Budget	9.0	1,541	0	1,541	10.0	430	19.0	1,971.3
<u>2014 Base Changes:</u> Annualization of reallocation of the Budget to City Clerk's Office for Support to the Deputy January 1 - November 30, 2014		(452.9)		(452.9)		452.9		0
Reallocate Budget for 2014 Mayor for 2014 - 2018 term		(174.4)	174	0				0
2014 Recommended Budget	9.0	914.1	174.4	1,088.5	10.0	882.8	19.0	1,971.3

In accordance with the Council approved Constituency Services and Office Budget Policy, during an election year, a Member of Council will be eligible for 11/12th of the expense budget entitlement.

The December 2014 Operating Budget for the Office of the Mayor reflects the 1/12th of the original 2014 Mayor's Office budget of \$1.971 million.

The reversal of the 2013 and 2014 re-allocations totalling \$0.883 million will be adjusted as part of the 2015 Budget process.

Appendix 1

2013 Financial Performance

2013 Budget Variance Analysis (In \$000s)

(\$000s)	2011 Actuals	2012 Actuals	2013 Approved Budget	2013 Projected Actuals*	2013 Approved Budget vs. Projected Actual Variance	
	\$	\$	\$	\$	\$	%
Gross Expenditures	1,586.2	1,640.5	1,541.4	1,541.4		
Revenues						
Net Expenditures	1,586.2	1,640.5	1,541.4	1,541.4		

2013 Experience

- Based on third quarter results, the Mayor's Office is projecting to be on budget at year-end.

Appendix 2

2014 Recommended Total Operating Budget by Expenditure Category

Program Summary by Expenditure Category (In \$000s)

Category of Expense	2011	2012	2013	2013	2014	2014 Change from		2015	2016
	Actual	Actual	Budget	Projected	Rec'd	2013 Approved	%	Plan	Plan
	\$	\$	\$	\$	\$	\$		\$	\$
Salaries and Benefits	1,540.1	1,531.9	1,516.8	1,516.8	1,063.7	(453.1)	(29.9%)	1,902.2	1,945.0
Materials and Supplies	1.5	3.4	6.3	6.3	6.5	0.2	3.2%	6.5	6.5
Equipment			1.0	1.0	1.0			1.0	1.0
Services & Rents	40.4	12.3	8.7	8.7	8.7			53.0	10.2
Contributions to Capital									
Contributions to Reserve/Res Funds									
Other Expenditures									
Interdivisional Charges		3.5	8.6	8.6	8.6			8.6	8.6
Total Gross Expenditures	1,582.0	1,551.1	1,541.4	1,541.4	1,088.5	(452.9)	(29.4%)	1,971.3	1,971.3
Interdivisional Recoveries									
Provincial Subsidies									
Federal Subsidies									
Other Subsidies									
User Fees & Donations									
Transfers from Capital Fund									
Contribution from Reserve Funds									
Contribution from Reserve									
Sundry Revenues	1.1								
Required Adjustments									
Total Revenues	1.1								
Total Net Expenditures	1,580.9	1,551.1	1,541.4	1,541.4	1,088.5	(452.9)	(29.4%)	1,971.3	1,971.3