



## Toronto and Region Conservation Authority (TRCA)

### **I: 2014 – 2023 CAPITAL BUDGET AND PLAN OVERVIEW**

#### **2014 – 2023 Capital Budget and Plan Highlights**

TRCA has stewardship for assets estimated at \$425.901 million which is comprised of land, land improvements, buildings, infrastructure and capital work-in-progress in Don Rouge, Highland, Etobicoke-Mimico and Humber watersheds, as well as along the waterfront.

Approximately \$104.877 million or 98.5% of funding included in the 10-Year Recommended Capital Plan is allocated to State of Good Repair projects which provide funding for major maintenance of existing waterfront erosion control structures, environmental rehabilitation, watershed monitoring and management, facilities retrofit, and damage caused by high intensity and localized storms.

The 10-Year Recommended Capital Plan also allocates \$1.600 million or 1.5% of total funding for service improvement projects such as Tommy Thompson Park Management and Scarborough Shoreline Access.

#### Contents

I: Overview	1
II: Recommendations	4
III: 10-Year Capital Plan	5
IV: 2014 Recommended Capital Budget	15
V: Issues for Discussion	18
Appendices:	
1) 2013 Performance	22
2) 10-Year Recommended Capital Plan Summary	23
3) 2014 Recommended Capital Budget; 2015 - 2023 Capital Plan	24
4) 2014 Recommended Cash Flow & Future Year Commitments	25
5) 2014 Recommended Capital Projects with Financing Detail	26
6) 2014 Reserve / Reserve Fund Review	N/A

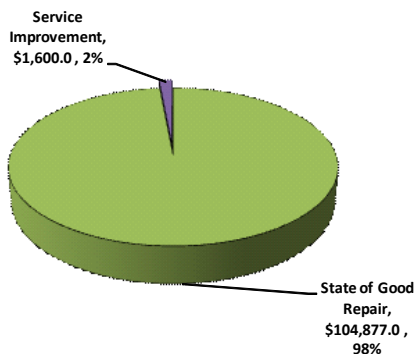
#### Contacts

Judy Skinner  
Manager, Financial Planning  
Tel: (416) 397-4219  
Email: jskinne1@toronto.ca

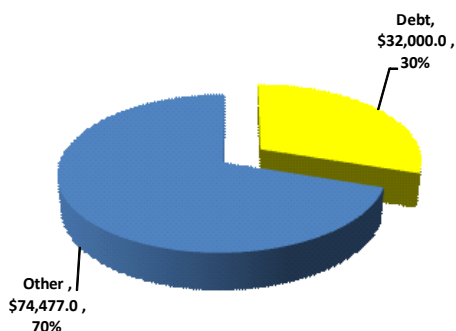
Anna Chablinskaia  
Senior Financial Planning  
Analyst  
Tel: (416) 397-4532  
Email: achabli@toronto.ca

Capital Spending and Financing

**2014-2023 Capital Budget and Plan Expenditures**  
**\$106.477 Million**  
 (\$Million)



**2014-2023 Capital Budget and Plan by Funding Source**  
**\$106.477 Million**  
 (\$Million)



**Where does the money go?**

The 2014–2023 Recommended Capital Budget and Plan totals \$106.477 million.

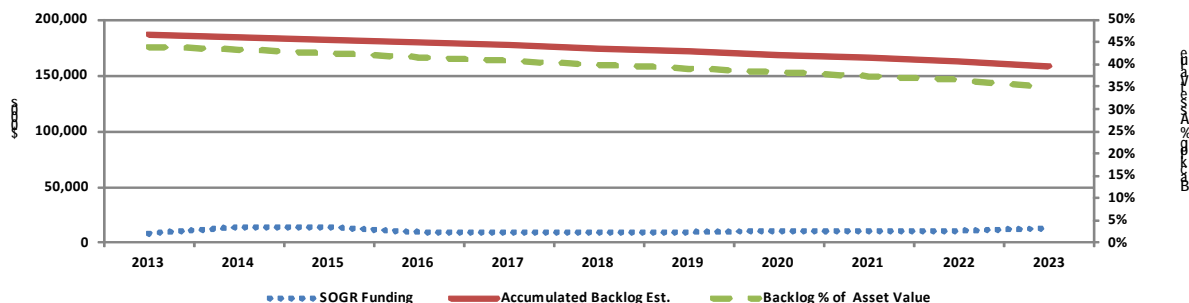
- State of Good Repair projects account for \$104.877 million or 98.5% of the Recommended 10-Year Capital Plan and include such projects as *Critical Erosion & Control and Waterfront & Valley Erosion Control* projects.
- Service Improvement projects total \$1.600 million or 1.5% of the Recommended 10-Year Capital Plan and include such projects as *Tommy Thompson Park* and *Scarborough Shoreline Access* projects.

**Where the money comes from?**

The 10-Year Recommended Capital Plan requires new debt funding of \$32.000 million, which is in line with the debt affordability guideline in each year of the 10-year period.

- Debt funding of \$32.000 million comprises 30.1% of the TRCA's 10-year capital funding.
- Other revenues will fund \$74.477 million or 69.9% of the 10-Year Capital Plan and are comprised of \$44.477 million in Toronto Water contribution to partially fund TRCA projects related to water quality and quantity and supplementary Toronto Water funding of \$30.000 million for projects that will address critical erosion control issues.

**State of Good Repair Backlog**



The 10-Year Recommended Capital Plan's spending on State of Good Repair of \$104.877 million will reduce the backlog from 43.9% as a percentage of asset value in 2013 to 34.8% in 2023.

## Key Challenges and Priority Actions

**July 8 Storm** - The July 8, 2013 storm has caused serious damage to city-wide private and public property. The initial damage is estimated at \$36.054 million. As a result, the 10-Year Recommended Capital Plan provides \$30 million for critical erosion control needs, as well as damage caused by the July 8, 2013 storm.

**State of Good Repair Backlog** – The backlog remains high due to increasing issues related to erosion and damage from high intensity, localized storms as well as growing costs of construction and maintenance. The 10-Year Recommended Capital Plan provides \$104.877 million for State of Good Repair projects.

## 2014 Capital Budget Highlights

The 2014 Recommended Capital Budget for TRCA of \$13.970 million will provide funding to continue the following major projects:

- *Critical Erosion Control Needs (\$7.000 million)*: addressing critical erosion control needs and damage caused by July 8, 2013 storm.
- *Waterfront & Valley Erosion Control (\$1.600 million)*: valley and shoreline erosion protection initiatives.
- *Toronto Remedial Action Plan (\$2.425 million)*: monitoring and re-naturalization of watercourses, water quality and habitat improvements.
- *Waterfront Development (\$1.573 million)*: site preparation and monitoring at various waterfront sites.
- *Black Creek Pioneer Village Retrofit (\$0.350 million)*: addressing the backlog of restoration and major maintenances.
- *Major Facilities Retrofit (\$0.460 million)*: retrofit of various administrative offices to provide improved energy efficiency and healthier working conditions.



---

## II: RECOMMENDATIONS

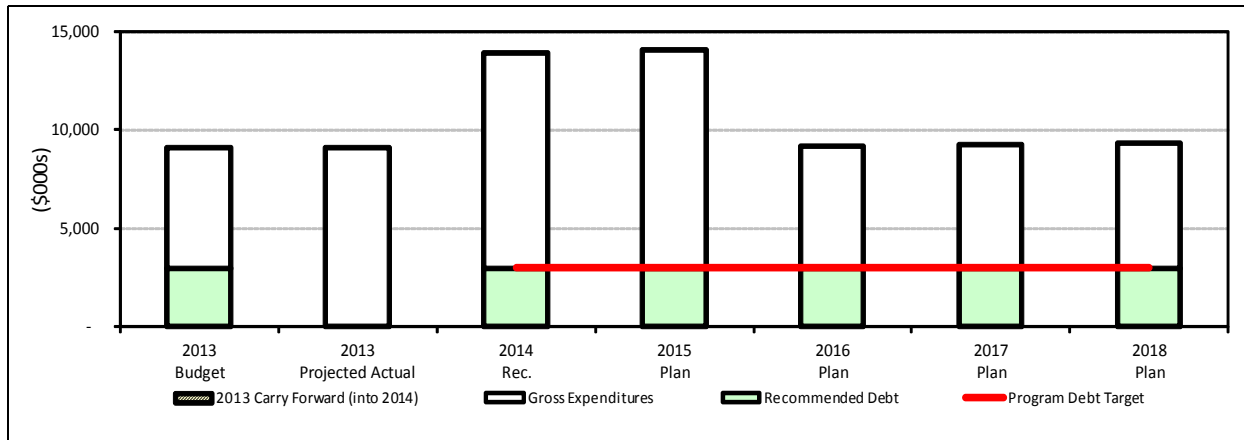
### Recommendations

The City Manager and Chief Financial Officer recommend that:

1. City Council approve the 2014 Recommended Capital Budget for Toronto and Region Conservation Authority with a total project cost and 2014 cash flow of \$13.970 million;
2. City Council approve new debt service costs of \$0.053 million in 2014 and incremental debt costs of \$0.361 million in 2015 resulting from the approval of the 2014 Recommended Capital Budget, to be included in the 2014 and future year operating budgets.
3. City Council approve the 2015-2023 Recommended Capital Plan for Toronto and Region Conservation Authority totaling \$92.507 million in project estimates, comprised of \$14.069 million in 2015; \$9.171 million in 2016; \$9.275 million in 2017; \$9.382 million in 2018; \$9.492 million in 2019; \$9.604 million in 2020; \$9.719 million in 2021; \$9.837 million in 2022; and \$11.958 million in 2023.
4. City Council request the Toronto Region and Conservation Authority to assist Toronto Water in developing a coordinated and prioritized Toronto Water and Toronto Region and Conservation Authority erosion control strategy to be reported back to Council in early 2014.
5. City Council request the Toronto Region and Conservation Authority to report back on the progress of critical erosion projects and projects addressing critical damage caused by the July 8, 2013 storm through quarterly capital budget variance reports.

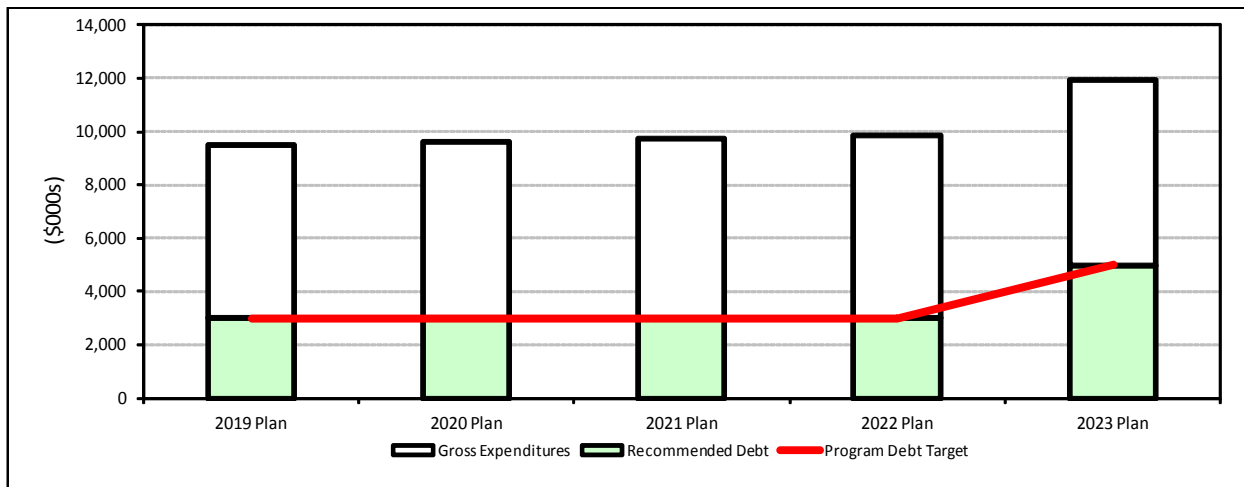
### III: 10-YEAR CAPITAL PLAN

#### 10 - Year Capital Plan 2014 Recommended Budget, 2015 – 2018 Recommended Plan (In \$000s)



		2014 Budget and 2015 - 2018 Plan							5-Year Total Percent	
		2013	2014	2015	2016	2017	2018	2014 - 2018		
		Budget	Projected Actual							
<b>Gross Expenditures:</b>										
2013 Capital Budget & Approved FY Commitments		9,147	9,147							
Recommended Changes to Approved FY Commitments										
2014 New/Change in Scope and Future Year Commitments			13,970					13,970	25.0%	
2015- 2018 Capital Plan Estimates				14,069	9,171	9,275	9,382	41,897	75.0%	
2-Year Carry Forward for Reapproval										
1-Year Carry Forward to 2014										
<b>Total Gross Annual Expenditures &amp; Plan</b>		<b>9,147</b>	<b>9,147</b>	<b>13,970</b>	<b>14,069</b>	<b>9,171</b>	<b>9,275</b>	<b>9,382</b>	<b>55,867</b>	<b>100.0%</b>
<b>Program Debt Target</b>				<b>3,000</b>	<b>3,000</b>	<b>3,000</b>	<b>3,000</b>	<b>3,000</b>	<b>15,000</b>	
<b>Financing:</b>										
Recommended Debt		3,000		3,000	3,000	3,000	3,000	3,000	15,000	26.8%
Reserves/Reserve Funds		817								
Development Charges										
Provincial/Federal										
Debt Recoverable										
Other Revenue		5,330		10,970	11,069	6,171	6,275	6,382	40,867	73.2%
<b>Total Financing</b>		<b>9,147</b>		<b>13,970</b>	<b>14,069</b>	<b>9,171</b>	<b>9,275</b>	<b>9,382</b>	<b>55,867</b>	<b>100.0%</b>
<b>By Project Category:</b>										
Health & Safety										
Legislated										
SOGR		8,060		13,650	13,749	8,851	8,955	9,062	54,267	97.1%
Service Improvement		1,087		320	320	320	320	320	1,600	2.9%
Growth Related										
<b>Total by Project Category</b>		<b>9,147</b>		<b>13,970</b>	<b>14,069</b>	<b>9,171</b>	<b>9,275</b>	<b>9,382</b>	<b>55,867</b>	<b>100.0%</b>
<b>Asset Value (\$) at year-end</b>		<b>425,901</b>		<b>428,005</b>	<b>430,312</b>	<b>432,814</b>	<b>435,419</b>	<b>438,128</b>		
Yearly SOGR Backlog Estimate (not addressed by current plan)				(2,104)	(2,307)	(2,502)	(2,605)	(2,709)		
Accumulated Backlog Estimate (end of year)		186,828		184,724	182,417	179,915	177,310	174,601		
<b>Backlog: Percentage of Asset Value (%)</b>		<b>43.9%</b>		<b>43.2%</b>	<b>42.4%</b>	<b>41.6%</b>	<b>40.7%</b>	<b>39.9%</b>		
Debt Service Costs				53	361	361	361	361	1,495	
Operating Impact on Program Costs										
New Positions										

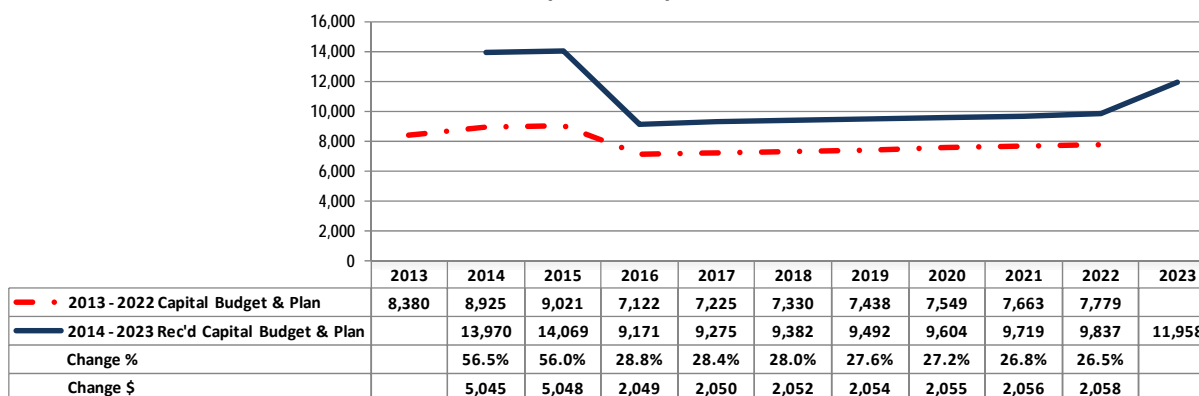
**10 - Year Capital Plan  
2019 - 2023 Recommended Plan  
(In \$000s)**



	2019 - 2023 Capital Plan						10-Year Total Percent
	2019	2020	2021	2022	2023	2014 - 2023	
<b>Gross Expenditures:</b>							
2013 Capital Budget & Approved FY Commitments							
Recommended Changes to Approved FY Commitments							
2014 New/Change in Scope and Future Year Commitments						13,970	13.1%
2019 - 2023 Capital Plan Estimates	9,492	9,604	9,719	9,837	11,958	92,507	86.9%
<b>Total Gross Annual Expenditures &amp; Plan</b>	<b>9,492</b>	<b>9,604</b>	<b>9,719</b>	<b>9,837</b>	<b>11,958</b>	<b>106,477</b>	<b>100.0%</b>
<b>Program Debt Target</b>	<b>3,000</b>	<b>3,000</b>	<b>3,000</b>	<b>3,000</b>	<b>5,000</b>	<b>32,000</b>	
<b>Financing:</b>							
<b>Recommended Debt</b>	<b>3,000</b>	<b>3,000</b>	<b>3,000</b>	<b>3,000</b>	<b>5,000</b>	<b>32,000</b>	30.1%
Reserves/Reserve Funds							
Development Charges							
Provincial/Federal							
Debt Recoverable							
Other Revenue	6,492	6,604	6,719	6,837	6,958	74,477	69.9%
<b>Total Financing</b>	<b>9,492</b>	<b>9,604</b>	<b>9,719</b>	<b>9,837</b>	<b>11,958</b>	<b>106,477</b>	<b>100.0%</b>
<b>By Project Category:</b>							
Health & Safety							
Legislated							
SOG	9,492	9,604	9,719	9,837	11,958	104,877	98.5%
Service Improvement						1,600	1.5%
Growth Related							
<b>Total by Project Category</b>	<b>9,492</b>	<b>9,604</b>	<b>9,719</b>	<b>9,837</b>	<b>11,958</b>	<b>106,477</b>	<b>100.0%</b>
<b>Asset Value(\$)</b> at year-end	<b>440,854</b>	<b>443,690</b>	<b>446,532</b>	<b>449,488</b>	<b>454,564</b>		
Yearly SOGR Backlog Estimate (not addressed by current plan)	(2,726)	(2,836)	(2,842)	(2,956)	(5,076)		
Accumulated Backlog Estimate (end of year)	171,875	169,039	166,197	163,241	158,165		
<b>Backlog: Percentage of Asset Value (%)</b>	<b>39.0%</b>	<b>38.1%</b>	<b>37.2%</b>	<b>36.3%</b>	<b>34.8%</b>		
<b>Debt Service Costs</b>	<b>361</b>	<b>361</b>	<b>361</b>	<b>361</b>	<b>396</b>	<b>3,334</b>	
<b>Operating Impact on Program Costs</b>							
<b>New Positions</b>							

## Key Changes to the 2013 - 2022 Approved Capital Plan

Changes to the 2013 -2022 Approved Capital Plan  
(In \$000s)



The 2014 Recommended Capital Budget and the 2015 - 2023 Recommended Capital Plan reflects an increase of \$24.467 million from the 2013 to 2022 Approved Capital Plan due to the following:

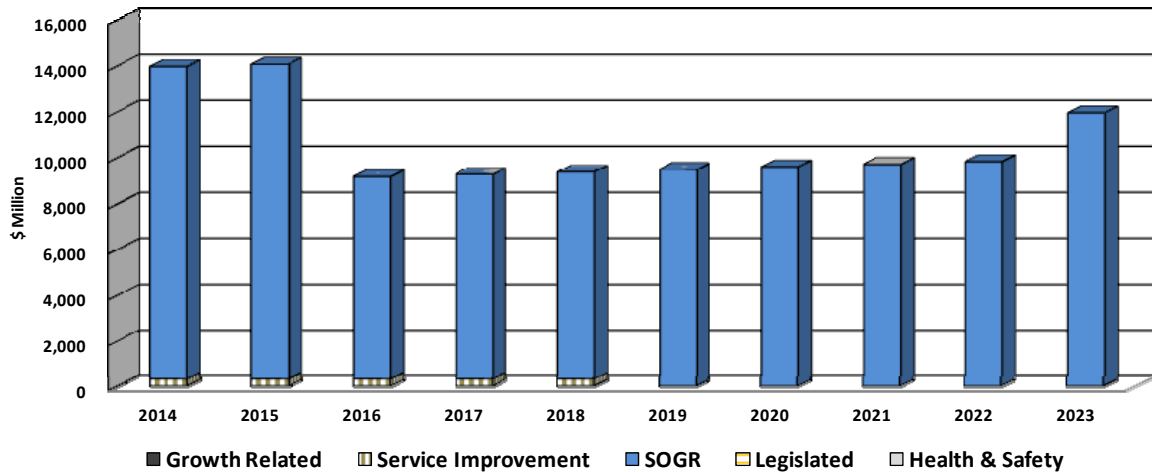
- Supplementary funding in the amount of \$5.000 million in 2014 and 2015 and \$2.000 million from 2016 onwards has been provided by Toronto Water from its water rate revenues for *Critical Erosion Control and Floodworks* capital project. This additional funding includes a provision to address critical damage caused to city-wide private and public properties by the July 8, 2013 storm.
- Additional funding in the amount of \$0.045 million with inflationary increases in future years has been provided by Toronto Water for the joint Groundwater sub-project which is a part of the *Toronto Remedial Action Plan* capital project. This sub-project is a partnership of the regions of Peel, York and Durham and the City of Toronto to maintain and enhance the groundwater information for the region.

The following chart details the key project cash flow changes to the 2014 – 2023 Approved Capital Plan.

Summary of Project Changes  
(In \$000s)

	Total Project Cost	2014		2015		2016		2017		2018		2014 - 2018		2014 - 2022		Revised Total Project
		Gross	Debt	Gross	Debt	Gross	Debt	Gross	Debt	Gross	Debt	Gross	Debt	Gross	Debt	
<i>Previously Approved</i>																
<i>Total Previously Approved</i>																
<i>New</i>																
<i>Toronto Remedial Action Plan</i>	26,347	45		48		49		50		52		244		467		26,814
<i>Critical Erosion Control &amp; Floodworks</i>	4,000	5,000		5,000		2,000		2,000		2,000		16,000		24,000		28,000
<b>Total New</b>	<b>30,347</b>	<b>5,045</b>		<b>5,048</b>		<b>2,049</b>		<b>2,050</b>		<b>2,052</b>		<b>16,244</b>		<b>24,467</b>		<b>54,814</b>
<i>Deleted</i>																
<b>Total Deleted</b>																
<b>Total Changes</b>	<b>30,347</b>	<b>5,045</b>		<b>5,048</b>		<b>2,049</b>		<b>2,050</b>		<b>2,052</b>		<b>16,244</b>		<b>24,467</b>		<b>54,814</b>

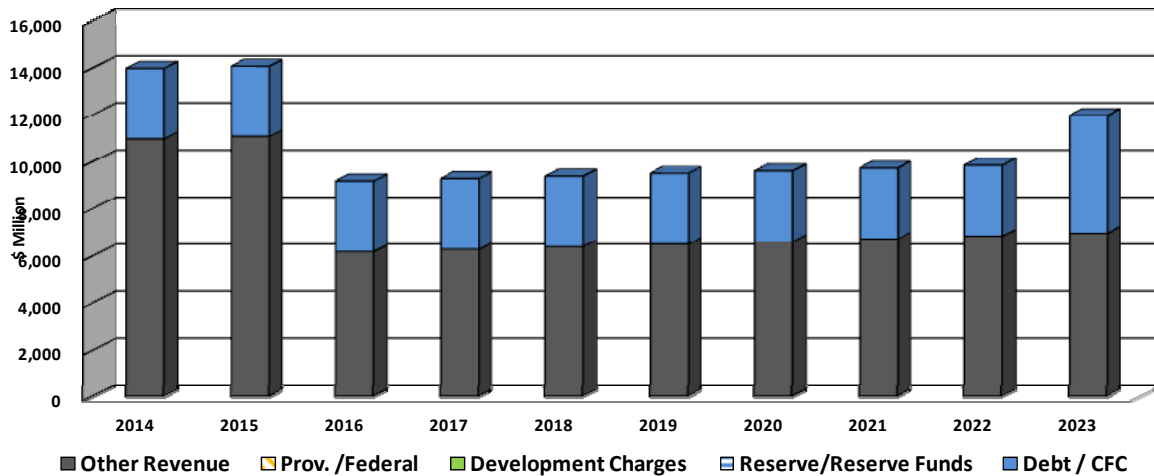
## 2014 – 2023 Recommended Capital Plan

2014 – 2023 Capital Plan by Project Category  
(In \$000s)

- The 10-Year Recommended Capital Plan for TRCA of \$106.477 million provides funding for State of Good Repair (SOGR) projects of \$104.877 million and Service Improvement projects of \$1.600 million.
  - The SOGR funding is higher in the first two years, totaling \$13.650 million in 2014 and \$13.749 million in 2015 due to supplementary funding provided by Toronto Water to undertake critical erosion work, including addressing critical damage caused by the July 8, 2013 storm. In 2016, the SOGR funding declines to \$8.851 million since additional funding allocated for critical erosion control projects will no longer be available.
  - Over the second five year period, SOGR funding increases in 2023 in order to continue addressing aging waterfront erosion control structures.
  - State of Good repair projects provide funding for major maintenance of existing waterfront erosion control structures, environmental rehabilitation, watershed monitoring and management, facilities retrofit, and damage caused by high intensity and localized storms.
- Service Improvement projects account for \$1.600 million or 1.5% of all capital projects in the 10-Year Recommended Capital Plan and will be completed in 2018.
  - Funding for these projects is stable over the first five year period of the 10-Year Recommended Capital Plan, averaging \$0.320 million annually. This funding is required for waterfront development projects such as the *Tommy Thompson Park* and *Scarborough Shoreline Access* projects.



2014–2023 Capital Plan by Funding Source  
(In \$000s)



- The 10-Year Recommended Capital Plan of \$106.477 million will be financed by \$32.000 million of debt and \$74.477 million in Toronto Water contributions which appear as "Other Revenue".
- Debt accounts for \$15.000 million or 26.8% of the financing for the 2014 Budget and 2015 – 2018 Capital Plan and amounts to \$32.000 million or 30.1% of the 10-Year Recommended Capital Plan. The recommended debt funding is in line with the debt affordability guideline in each year of the 10-year planning period.
- Toronto Water contribution amounts to \$40.867 million or 73.2% of required funding in the first five years and \$74.477 million or 69.9% over 10 years.
  - The 2014-2023 Toronto Water contribution is comprised of:
    - \$3.970 million for 2014 that escalates by 2.5% annually to partially fund TRCA projects related to water quality and quantity; and
    - Supplementary funding of \$7.000 million in both 2014 and 2015, and \$2.000 million in each year from 2016 to 2023 for key projects that will address critical erosion control issues. This funding is transferred from the Toronto Water's *Land Acquisition for Source Water Protection* project.

## Major Capital Initiatives by Category

Summary of Major Capital Initiatives by Category  
(In \$000s)

	2014 Budget	2015 Plan	2016 Plan	2017 Plan	2018 Plan	2019 Plan	2020 Plan	2021 Plan	2022 Plan	2023 Plan	2014 - 2023 Total
<b>Total Expenditures by Category</b>											
<b>Health &amp; Safety</b>											
Sub-Total	-	-	-	-	-	-	-	-	-	-	-
<b>Legislated</b>											
Sub-Total	-	-	-	-	-	-	-	-	-	-	-
<b>State of Good Repair</b>											
Greenspace Land Acquisition	100	100	100	100	100	100	100	100	100	100	1,000
Public Use Infrastructure	198	198	198	198	198	198	198	198	198	198	1,980
Waterfront & Valley Erosion Control	1,600	1,600	1,600	1,600	1,600	1,600	1,600	1,600	1,600	1,600	18,000
Black Creek Pioneer Village Retrofit	350	350	350	350	350	350	350	350	350	350	3,500
Toronto Remedial Action Plan	2,425	2,674	2,776	2,880	2,987	3,097	3,209	3,324	3,442	3,563	30,377
Major Facilities Retrofit	460	460	460	460	460	460	460	460	460	460	4,600
Waterfront Development	1,253	1,103	1,103	1,103	1,103	1,423	1,423	1,423	1,423	1,423	12,780
TRCA Information Technology	264	264	264	264	264	264	264	264	264	264	2,640
Critical Erosion Control & Floodworks Needs	7,000	7,000	2,000	2,000	2,000	2,000	2,000	2,000	2,000	2,000	30,000
Sub-Total	13,650	13,749	8,851	8,955	9,062	9,492	9,604	9,719	9,837	11,958	104,877
<b>Service Improvements</b>											
Waterfront Development											
Tommy Thompson Park Management	240	240	240	240	240						1,200
Scarborough Shoreline Access	80	80	80	80	80						400
Sub-Total	320	320	320	320	320	-	-	-	-	-	1,600
<b>Growth Related</b>											
Sub-Total	-	-	-	-	-	-	-	-	-	-	-
<b>Total Expenditures by Category</b>	13,970	14,069	9,171	9,275	9,382	9,492	9,604	9,719	9,837	11,958	106,477

## Major Capital Initiatives

The 10-Year Recommended Capital Plan supports TRCA's vision for a Living City which encompasses flood protection, erosion control, waterfront regeneration, acquisition of environmentally significant properties and the Remedial Action Plan for which environmental rehabilitation is the main objective.

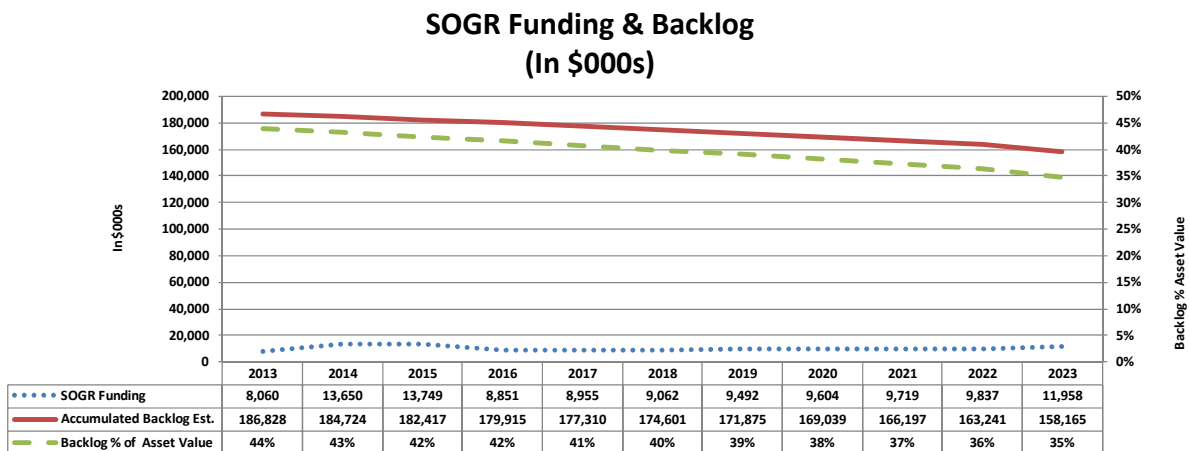
*State of Good Repair (SOGR);*

- The 10-Year Recommended Capital Plan provides funding of \$104.877 million for the major maintenance of existing waterfront erosion control structures to address safety concerns in flood prone areas and where land loss is occurring along river valleys and shorelines; environmental rehabilitation through the Toronto Remedial Action Plan and the Don, Rouge, Highland, Etobicoke-Mimico, Humber watersheds, as well as along the waterfront; development at the Waterfront; and infrastructure improvements and enhancements.
- Major SOGR projects include *Waterfront and Valley Erosion Control* (\$18.000 million), *Toronto Remedial Action Plan* (\$30.377 million), *Waterfront Development* (\$12.870 million) and *Critical Erosion Control and Floodworks* (\$30.000 million).

*Service Improvement Projects*

- Service Improvement projects total \$1.600 million and are allocated to the waterfront parkland development at *Tommy Thompson Park* and *Scarborough Shoreline Access*.

State of Good Repair (SOGR) Backlog



The 10-Year Recommended Capital Plan dedicates \$54.267 million to SOGR spending in the first five years of the Plan and \$50.610 million over the last five years which on average is \$10.488 million annually.

- TRCA's infrastructure consists of land, land improvements, buildings, infrastructure and capital work-in-progress in its overall watershed areas.
- TRCA will have a backlog of state of good repair work estimated at \$186.828 million by year-end 2013, representing 43.9% of the carrying value of net assets estimated at \$425.901 million. The SOGR backlog estimate includes maintenance of natural environment through activities such as erosion control and source water protection; as well as the restoration of facilities such as the Black Creek Pioneer Village, Kortright/Living City Centre and TRCA's Head office building.
- The 2014-2023 Recommended Capital Plan will reduce the State of Good Repair Backlog, on average, by \$10.488 million per year and as a result, the current SOGR Backlog of \$186.828 million will decline to \$174.601 million by the end of 2018, with a further decline over the second five years of the 10-year planning horizon to \$158.165 million or 34.8% of the asset replacement value.
- TRCA faces many of the same pressures as City Programs and Agencies in dealing with aging infrastructure, the failure of which may create threats to the safety of people and property. With over 400 valley and waterfront erosion control structures in the City of Toronto that must be monitored and repaired on a regular basis, TRCA has continually reallocated available funds from other critical erosion projects for maintenance and monitoring requirements.
- In recent years, issues related to erosion and damage from high intensity, localized storms have increased. This has added to outstanding state of good repair work and potential safety issues.
- The addition of supplementary Toronto Water contributions, specifically for erosion control works, has begun to address these issues. However, TRCA has identified a number of

projects with a further requirement of \$70.000 million over the ten year period to address critical infrastructure protection issues, beginning with the protection of Gibraltar Point on the Toronto Islands. These projects are not included in the 10-Year Recommended Capital Plan and are discussed in greater detail in the Issues Section, Part V of these notes.

### SOGR Backlog by Asset Category (In \$000s)

Total	2013	2014	2015	2016	2017	2018	2019	2020	2021	2022	2023
State of Good Repair Funding	8,060	13,650	13,749	8,851	8,955	9,062	9,492	9,604	9,719	9,837	11,958
Accumulated Backlog Est. (yr end)	186,828	184,724	182,417	179,915	177,310	174,601	171,875	169,039	166,197	163,241	158,165
Backlog %Asset Value	43.9%	43.2%	42.4%	41.6%	40.7%	39.9%	39.0%	38.1%	37.2%	36.3%	34.8%
Asset Value (Historical net book value)	425,901	428,005	430,312	432,814	435,419	438,128	440,854	443,690	446,532	449,488	454,564

#### Asset Category 1: Watershed

State of Good Repair Funding	7,810	13,400	13,499	8,601	8,705	8,812	9,242	9,354	9,469	9,587	11,708
Accumulated Backlog Est. (yr end)	156,659	154,805	152,748	150,496	148,141	145,682	143,206	140,620	138,028	135,322	130,496
Backlog %Asset Value	41.7%	41.0%	40.2%	39.4%	38.5%	37.7%	36.8%	35.9%	35.0%	34.1%	32.5%
Asset Value (Historical net book value)	375,954	377,808	379,865	382,117	384,472	386,931	389,407	391,993	394,585	397,291	402,117

#### Asset Category 2: Infrastructure

State of Good Repair Funding	250	250	250	250	250	250	250	250	250	250	250
Accumulated Backlog Est. (yr end)	30,169	29,919	29,669	29,419	29,169	28,919	28,669	28,419	28,169	27,919	27,669
Backlog %Asset Value	60.4%	59.6%	58.8%	58.0%	57.3%	56.5%	55.7%	55.0%	54.2%	53.5%	52.8%
Asset Value (Historical net book value)	49,947	50,197	50,447	50,697	50,947	51,197	51,447	51,697	51,947	52,197	52,447

- By year-end 2013, the accumulated state of good repair backlog for watershed assets will be \$156.659 million or 41.7% of their replacement value; and infrastructure related accumulated state of good repair backlog will be valued at \$30.169 million or 60.4% of their replacement value.
- While both categories of assets have historically received funding for state of good repair projects, the accumulated backlog of projects for the watershed has been addressed at a higher rate, resulting in a proportionally lower backlog representing 41.7% of its replacement value at the end of 2013, compared to 60.4% for infrastructure.
- TRCA is projecting a significant investment in watershed maintenance over the next 10 years. Approximately \$9 million annually will be dedicated to watershed area needs for a total of \$102.377 million (\$53.017 million over the first five years), reducing the state of good repair backlog for this category of assets to \$130.496 million by year 2023.
- To address the higher accumulated state of good repair backlog for watershed areas, the 10-Year Recommended Capital Plan allocates a slightly larger portion of funding to this category of assets during the first five years (\$53.017 million) compared to the second five year period (\$49.360 million).

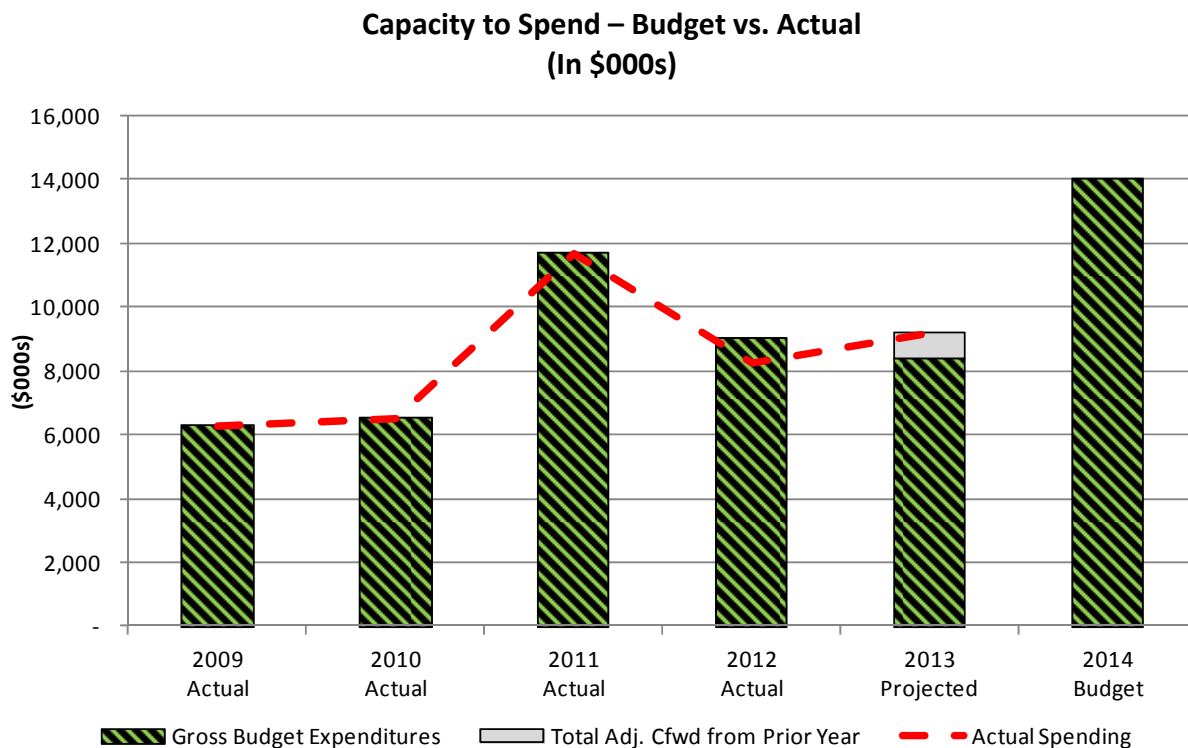
- The state of good repair for infrastructure will be addressed by annual funding of \$0.250 million. Over the 10 year period, approximately \$2.500 million (\$1.250 million during the first 5 year period) in funding will be invested in accumulated backlog of infrastructure projects. By the end of 2023, accumulated state of good repair backlog for this category of assets is estimated to be at \$27.669 million or 52.8% of their replacement value.

### 10-Year Capital Plan: Impact on the Operating Budget

TRCA typically absorbs the operating impact of its completed capital projects, except in cases where it transfers an asset arising from a completed project to the City to manage it on an ongoing basis. For example, upon completion of TRCA's capital work on ravine parkland, TRCA transfers over the operation of the park to Parks, Forestry and Recreation (PF&R) under the existing agreement between TRCA and the City. This increased operational responsibility would impact the Operating Budget of Parks, Forestry and Recreation.

No such operating impacts have been identified for 2014. TRCA staff will work closely with PF&R staff to ensure that future year budget submissions identify the operating impacts.

### Capacity to Spend

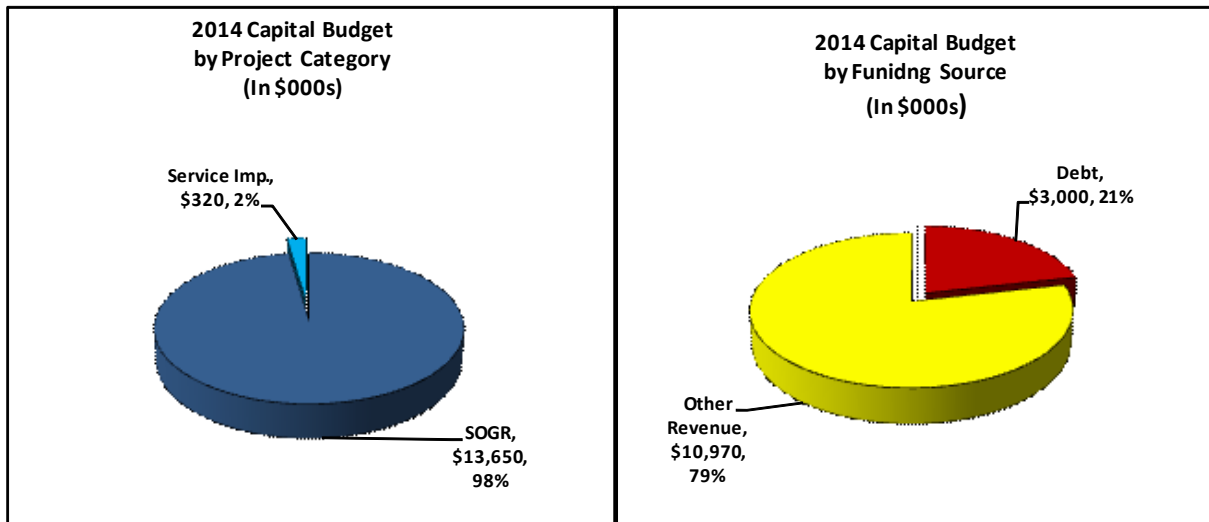


The majority of the TRCA capital projects are ongoing or phased projects which arise from multi-year planning. Feasibility studies or needs assessments have been completed and engineering estimates form the basis of costs.

TRCA receives 100% of its Capital Budget in any given year and rarely requires funding to be carried forward into future years due to incomplete projects. However, TRCA's 2013 Approved Capital Budget included carry forward funding from 2012 in the amount of \$0.767 million for the *Mimico Creek* and *Sherway Trails Construction and Restoration* capital projects. These projects were added by City Council on March 5, 2012 and are funded from Section 37 agreements. Both projects are expected to be completed by the end of 2013.

## IV: 2014 RECOMMENDED CAPITAL BUDGET

### 2014 Capital Budget by Project Category and Funding Source



Note: Excludes carry forward funding

The 2014 Recommended Capital Budget, excluding funding carried forward from 2013 to 2014, requires new 2014 cash flow funding of \$13.970 million.

- State of Good Repair projects account for \$13.650 million or 97.7% of the 2014 Recommended Capital Budget. The 2014 Recommended Capital Plan has sufficient funding to address 100% of the currently identified SOGR project needs, as well as eliminate \$2.104 million of the accumulated SOGR backlog.
- Service Improvement projects represent \$0.320 million or 2.3% of the 2014 Recommended Capital Budget and include such projects as *Tommy Thompson Park* and *Scarborough Shoreline Access*.
- The 2014 Capital Budget for TRCA is partially funded from debt, which accounts for 21.5% or \$3.000 million of recommended financing. The recommended debt funding meets the debt affordability guideline of \$3.000 million set for TRCA in 2014.
- Other Revenues will fund \$10.970 million or 78.5% of the 2014 Recommended Capital Budget expenditures. Other revenues are comprised of \$3.970 million in Toronto Water contribution to partially fund TRCA projects related to water quality and quantity and supplementary funding of \$7.000 million from Toronto Water for projects that will address critical erosion control and storm damage issues.

**2014 Recommended Cash Flow & Future Year Commitments**  
(In \$000s)

	2012 & Prior Year Carry Forward	2013 Previously Approved Cash Flow Commitments	2014 New Cash Flow Rec'd	2014 Total Cash Flow Rec'd	2013 Carry Forwards	Total 2014 Cash Flow (Incl 2013 C/Fwd)	2015	2016	2017	2018	2019	2020	2021	2022	2023	Total Cost
<b>Expenditures</b>																
Previously Approved																
Change in Scope																
New			13,970	13,970		13,970										13,970
New w/Future Year																
<b>Total Expenditure</b>			13,970	13,970		13,970										13,970
<b>Financing</b>																
Debt			3,000	3,000		3,000										3,000
Other			10,970	10,970		10,970										10,970
Reserves/Res Funds																
Development Charges																
Provincial/Federal																
<b>Total Financing (including carry forward funding)</b>			13,970	13,970		13,970										13,970

The 2014 Recommended Capital Budget for TRCA is \$13.970 million for new projects, funded by City debt of \$3.000 million and contributions from Toronto Water of \$10.970 million.

- The 2014 Recommended Capital Budget does not include any carry forward funding as TRCA projects all 2013 projects will be completed by year-end.
- There are no future year commitments arising from the approval of the 2014 Recommended Capital Budget as there are no multi-year projects recommended for 2014.

## 2014 Recommended Capital Project Highlights

**2014 Recommended Capital Project Highlights**  
(In \$000s)

Project	Total Project Cost	2014	2015	2016	2017	2018	2014 - 2018	2019	2020	2021	2022	2023	2014 - 2023 Total
Greenspace Land Acquisition	100	100					100						100
Public Use Infrastructure	198	198					198						198
Waterfront & Valley Erosion Control	1,600	1,600					1,600						1,600
Black Creek Pioneer Village Retrofit	350	350					350						350
Toronto Remedial Action Plan	2,425	2,425					2,425						2,425
Major Facilities Retrofit	460	460					460						460
Waterfront Development	1,573	1,573					1,573						1,573
TRCA Information Technology	264	264					264						264
Critical Erosion Control & Floodwork	7,000	7,000					7,000						7,000
<b>Total (including carry forward funding)</b>	<b>13,970</b>	<b>13,970</b>					<b>13,970</b>						<b>13,970</b>

The 2014 Recommended Capital Budget provides funding of \$13.970 million to continue the following projects:

- *Greenspace Land Acquisition:* The 2014 Recommended Capital Budget includes \$0.100 million to support the acquisition of small, environmentally significant land parcels within the watersheds of the City. This project funds a modest amount of survey, appraisal, and



staff work on lands acquired through the development process, as well as routine easements and rights of way.

- *Public Use Infrastructure*: \$0.198 million is allocated to this project to improve facilities used by the public in order to increase revenue generation, safety, and energy conservation.
- *Waterfront and Valley Erosion Control*: The 2014 Recommended Capital Budget allocates \$1.600 million for valley and shoreline erosion protection initiatives at a number of sites within Toronto, including Lake Ontario shorelines, which pose risk to residential dwellings, commercial and industrial buildings, public greenspace and infrastructure.
- *Black Creek Pioneer Village Retrofit*: The 2014 Recommended Capital Budget provides funding of \$0.350 million to address the backlog of restoration and major maintenance needs as well as public safety issues in the historical buildings at the village, in particular to:
  - Address issues of aging infrastructure, accessibility and retrofit of heritage buildings to achieve state of good repair and site safety at the Black Creek Pioneer Village;
  - Begin improvements to the Gallery and equipment upgrades for the heating/cooling systems; and
  - Carry out major road and fencing work, repair the north property building, as well as Flynn House restoration and repairs to Burwick and Mackenzie Houses.
- *Toronto Remedial Action Plan*: This project provides funding for monitoring and re-naturalization of watercourses, water quality and habitat improvements at sites in the Don, Rouge, Highland, Etobicoke, Mimico and Humber watersheds, as well as funds items such as channel maintenance, flood control works and watershed plans. The 2014 Recommended Capital Budget allocates \$2.425 million to this project.
- *Major Facilities Retrofit*: This project will retrofit various administrative offices to provide improved energy efficiency and healthier working conditions. The 2014 Recommended Capital Budget allocates \$0.460 million to carry out minor repairs to TRCA's major facilities such as its head office building and three other office buildings.
- *Waterfront Development*: Funding in the amount of \$1.573 million is provided for site preparation and monitoring at various waterfront sites including Tommy Thompson Park, as well as dredging of the Keating Channel and Ashbridges Bay.
- *TRCA Information Technology*: \$0.264 million is included in the 2014 Recommended Operating Budget to upgrade/replace TRCA's servers and network devices and operating systems to ensure adequate capacity and integration of databases and other tools to enhance service delivery.
- *Critical Erosion Control Needs*: The 2014 Recommended Operating Budget provides \$7.000 million to start flood control channel maintenance works on the Black Creek Channel, negotiate the acquisition of or implement erosion control works to protect a number of properties that were deemed at risk through detailed geotechnical investigations. This project also includes a provision to address the damage to city-wide private and public property caused by the July 8, 2013 storm.

## V: ISSUES FOR DISCUSSION

### Key Program Issues

#### *July 8, 2013 Storm*

- On July 8, 2013, an unprecedented weather system developed in the GTA, producing a series of severe thunderstorms that released a record breaking amount of rainfall in a very short period of time. This extreme weather event occurred in the afternoon rush hour and over the course of only a few hours dropped between 50 to 100 mm of rain across the City of Toronto.
- The volume of rain received overwhelmed storm water sewer systems and rivers resulting in flooding of low lying areas, roadways and underpasses. Extremely high water levels were recorded in all of the major watercourses and the rivers (Don, Humber) and creeks overtopped their banks, which resulted in flooding and closure of portions of the DVP and CN rail lines.
- The force of the water travelling down the valleys caused erosion to the river banks and valley walls. 300,000 Toronto residents were initially without power and 5,000 Etobicoke residents were without power for 70 hours.
- The storm event caused significant damage to public property, including erosion damage to ravines, parks and roadways and flood damage to City facilities, vehicles and equipment.
- The impact was widely felt by City of Toronto residents including reports of basement flooding and concerns regarding the impact of erosion for residents with properties adjacent to ravines.
- The preliminary cost estimates related to this storm event for TRCA are estimated at \$36.054 million.
- Capital requirements for City Divisions and Agencies are \$20.047 million and \$3.126 million respectively (total \$23.173 million) and are expected to be funded through reallocation of existing capital and/or future budget requests.
- Estimated operating costs for City Divisions and Agencies are \$8.144 million and \$2.765 million respectively (total \$10.909 million) with expected 2013 budget shortfalls in some impacted programs.
- The storm highlighted the need to increase investment in infrastructure that can help mitigate the impact of severe storm events that are increasing in frequency.
- Toronto Water provides funding to TRCA's Capital Budget to partially fund TRCA projects that sustain, improve and protect water quality and quantity and for TRCA to acquire source water protection lands.
- In 2014, \$7.000 million will be transferred from the *Land Acquisition for Source Water Protection* project to critical erosion control and flood-work projects to accelerate erosion

control work in order to minimize the critical hazard and safety issues. This funding will also enable TRCA to address critical damage caused by the July 8, 2013 storm.

- Toronto Water will also provide \$7.000 million in 2015 and \$2.000 million in 2016 onwards for critical erosion control needs, as well as to continue to address damage caused by high intensity and localized storms.
- It is recommended that TRCA report back on the progress of critical erosion projects and addressing critical damage caused by the July 8, 2013 storm through quarterly capital budget variance reports.
- Toronto Water and TRCA will continue to review the transfer of funds from the *Land Acquisition for Source Water Protection* project to TRCA for erosion control and flood-work needs in each year.

#### *Unfunded Priority Projects*

- The established debt target and Toronto Water contributions for TRCA's capital program enable TRCA to maintain most projects and infrastructure in the short term. Toronto Water is funding critical erosion sites across the City with funding directed to projects for work undertaken by the TRCA.
- TRCA continues to experience increased requirements resulting from the growing backlog of State of Good Repair issues and long term capital needs. In addition, construction costs have increased which have inflated capital projects beyond the projected funding for equivalent work.
- TRCA has identified additional critical erosion and flood protection projects across the City to protect against on-going land erosion and flagged additional funding requirements to Toronto Water. The following priority projects are not included in the 2014 Recommended Capital Budget or the 10-Year Recommended Capital Plan due to funding limitations, but are becoming increasingly critical.

##### ➤ *Gibraltar Point Erosion:*

TRCA is proposing to carry out remedial erosion control works to provide long term protection for the Gibraltar Point Sector of the Toronto Islands, located between the Western Gap and Centre Island in the City of Toronto and to develop a long term, sustainable solution to halt further erosion which will protect existing infrastructure and public safety, and both preserve and enhance existing aquatic and terrestrial habitat. The total project cost is estimated at \$13.500 million over a four year period.

##### ➤ *Guild Inn Erosion Control:*

The protection work at the Guild Inn has been interrupted due to limited resources. Additional funding of \$4.500 million over a four year period is required to resume construction of a 1.1km headland/beach system along the shoreline of the Scarborough Bluffs below the Guild Inn from Livingston Road to Galloway Road to provide long-term protection against toe erosion by wave action.

➤ *Lower Humber Weirs:*

Six weirs located on the Humber River between Dundas and Bloor Street are currently in a deteriorating condition. Additional funding of \$4.000 million is required over four years to implement the preferred solution determined by the 2012 study.

➤ *Waterfront Major Maintenance:*

In addition to TRCA's ongoing Waterfront Major Maintenance that provides limited maintenance for existing structures, additional funding of \$10.500 million is required over the next ten years to provide long-term protection for property and existing infrastructure against the hazards of river erosion and slope instability.

➤ *Erosion Control and Floodworks:*

Additional funding of \$37.500 million over the ten year period is required to address the damage caused by the July 8, 2013 storm as well as carry out additional state of good repair projects as identified through annual inspections.

Project	2014	2015	2016	2017	2018	2019	2020	2021	2022	2023	2013-2022 Total
Gibraltar Point Erosion	4,500	4,000	3,500	1,500							13,500
Guild Inn Erosion Control	500	1,000	1,000	2,000							4,500
Lower Humber Weirs	1,000	1,000	1,000	1,000							4,000
Waterfront Major Maintenance	1,000	1,000	1,000	1,500	1,000	1,000	1,000	1,000	1,000	1,000	10,500
Erosion Control & Floodworks	3,000	3,000	3,500	4,000	4,000	4,000	4,000	4,000	4,000	4,000	37,500
<b>Total</b>	<b>10,000</b>	<b>10,000</b>	<b>10,000</b>	<b>10,000</b>	<b>5,000</b>	<b>5,000</b>	<b>5,000</b>	<b>5,000</b>	<b>5,000</b>	<b>5,000</b>	<b>70,000</b>

- TRCA has identified a need for these projects, however, due to funding limitations, additional debt or water rate funding is not recommended at this time. As a result, these projects have been excluded from TRCA's 2014 Recommended Capital Budget and 10-Year Capital Plan.
- TRCA will continue to work on strategies to ensure funding capacity by adjustments to/or re-prioritization of initiatives and/or reductions in current project costs to address existing unfunded capital priorities.

## Issues Referred to the 2014 Capital Budget Process

### Scarborough Waterfront Access Plan

- At the Toronto and Region Conservation Authority's meeting, held on April 26, 2013, Resolution #A63/13 was approved as follows:

*THAT the Authority request the City of Toronto to increase the TRCA annual capital budget contribution, beginning in 2014, by \$6 million dedicated to funding projects including the Scarborough Waterfront Trail, erosion control works, and land acquisition for source water protection.*

- All current TRCA capital funding for shoreline hazard works is being allocated to the previously established community priorities at the Guild Inn and Meadowcliffe Drive Environmental Assessment sites. No additional funding exists for conducting an

Environmental Assessment project to complete the final shoreline management vision, for the acquisition of key properties or for construction of shoreline works.

- As a result, TRCA has identified the need for additional funding of \$6.000 million in each year over the 2014-2023 period for the Scarborough Waterfront Access Plan to Toronto Water.

Project	2014	2015	2016	2017	2018	2019	2020	2021	2022	2023	2013-2022 Total
Scarborough Waterfront Access Plan	6,000	6,000	6,000	6,000	6,000	6,000	6,000	6,000	6,000	6,000	60,000
<b>Total</b>	<b>6,000</b>	<b>6,000</b>	<b>6,000</b>	<b>6,000</b>	<b>6,000</b>	<b>6,000</b>	<b>6,000</b>	<b>6,000</b>	<b>6,000</b>	<b>6,000</b>	<b>60,000</b>

- However, due to funding limitations, this project has been excluded from the 2014 Recommended Capital Budget and 10-Year Capital Plan for both Toronto Water and TRCA.

## Appendix 1

### 2013 Performance

#### 2013 Key Accomplishments

In 2013, TRCA accomplished the following:

- ✓ Completed the clean out of the Black Creek Channel from Jane to Weston to restore channel capacity in that area.
- ✓ Completed construction activities related to the remedial erosion control works along a portion of the Scarborough Bluffs at the Lake Ontario shoreline.
- ✓ Restored several hundred metres of Wilket Creek, near Leslie and Eglinton in partnership with Toronto Water as part of the master plan.
- ✓ TRCA was successful in fielding several hundred calls from the public and media and quickly collected and accessed riverine, flooding and erosion damage as a result of the July 8, 2013 storm.
- ✓ Waterfront Toronto and TRCA opened the final phase of Mimico Waterfront Park on June 7, 2013. The park provides a continuous waterfront park between Norris Crescent Parkette and Humber Bay Park West. Park features include 1.1 km of waterfront trail, cantilevered pedestrian boardwalks, small pockets of wetland habitat, landscaping and park lighting.
- ✓ Waterfront Toronto and TRCA opened the final phase of Port Union Waterfront Park on June 22, 2013. Port Union Waterfront Park provides 13.5 hectares of shoreline park and 3.8 km of new waterfront trail. Park features include an enhanced shoreline with ten new cobblestone beaches, improved aquatic and terrestrial habitats and wetland features.

#### 2013 Capital Variance Review

##### 2013 Budget to Actual Comparison (In \$000s)

2013 Approved	Actuals as of Sept. 30, 2013 (3rd Quarter Variance)		Projected Actuals at Year End		Unspent Balance	
	\$	% Spent	\$	% Spent	\$ Unspent	% Unspent
9,147	6,285	68.7%	9,147	100.0%	-	0.0%

Capital expenditure for the 9 months ending September 30, 2013 totaled \$6.285 million or 68.7% of the 2013 Approved Capital Budget of \$9.147 million.

TRCA's 2013 Approved Capital Budget includes carry forward funding from 2012 in the amount of \$0.767 million for the *Mimico Creek Trail Construction and Restoration* and *Sherway Trail Construction and Restoration* capital projects. These projects were added by City Council on March 5, 2012 and are funded from Section 37 agreements.

All projects are on track and TRCA anticipates that the 2013 Approved Budget will be fully spent by year-end.

## Appendix 2

### 10-Year Recommended Capital Plan Project Summary (In \$000s)

Project	2014 Budget	Plan									2014 - 2023
		2015	2016	2017	2018	2019	2020	2021	2022	2023	
Greenspace Land Acquisition	100	100	100	100	100	100	100	100	100	100	1,000
Public Use Infrastructure	198	198	198	198	198	198	198	198	198	198	1,980
Waterfront & Valley Erosion Control	1,600	1,600	1,600	1,600	1,600	1,600	1,600	1,600	1,600	3,600	18,000
Black Creek Pioneer Village Retrofit	350	350	350	350	350	350	350	350	350	350	3,500
Toronto Remedial Action Plan	2,425	2,674	2,776	2,880	2,987	3,097	3,209	3,324	3,442	3,563	30,377
Major Facilities Retrofit	460	460	460	460	460	460	460	460	460	460	4,600
Waterfront Development	1,573	1,423	1,423	1,423	1,423	1,423	1,423	1,423	1,423	1,423	14,380
TRCA Information Technology	264	264	264	264	264	264	264	264	264	264	2,640
Critical Erosion Control & Floodwork	7,000	7,000	2,000	2,000	2,000	2,000	2,000	2,000	2,000	2,000	30,000
<b>Total (Including carry forward funding)</b>	<b>13,970</b>	<b>14,069</b>	<b>9,171</b>	<b>9,275</b>	<b>9,382</b>	<b>9,492</b>	<b>9,604</b>	<b>9,719</b>	<b>9,837</b>	<b>11,958</b>	<b>106,477</b>

**Appendix 3**  
**2014 Recommended Capital Budget;**  
**2015 to 2023 Capital Plan**



**CITY OF TORONTO**

Gross Expenditures (\$000's)

**Appendix 3: 2014 Recommended Capital Budget; 2015 to 2023 Capital Plan**

**Toronto & Region Conservation Authority**

						Current and Future Year Cash Flow														
											Total						Total	Total		
Sub- Priority	Project No. SubProj No.	Project Name Sub-project Name		Ward	Stat.	Cat.	2014	2015	2016	2017	2018	2014-2018	2019	2020	2021	2022	2023	2019-2023	2014-2023	
<b>TRC000003 GREENSPACE LAND ACQUISITION (Toronto Si</b>																				
2	2	Greenspace Land Acquisition Future Years project		CW	S6	03	0	0	0	0	0	0	100	100	100	100	100	500	500	
1	5	Greenspace Land Acquisition (active 09+)		CW	S5	03	100	100	100	100	100	500	0	0	0	0	0	0	500	
Sub-total						100	100	100	100	100	500	100	100	100	100	100	100	500	1,000	
<b>TRC000009 PUBLIC USE INFRASTRUCTURE</b>																				
4	4	All Public Use sites (After Current 5 Year)		CW	S6	03	0	0	0	0	0	0	198	198	198	198	198	990	990	
1	7	Kortright Centre Improvements 2008+		CW	S5	03	60	60	60	60	60	300	0	0	0	0	0	0	300	
2	8	Conservation Area Improvements 2008+		CW	S5	03	138	138	138	138	138	690	0	0	0	0	0	0	690	
Sub-total						198	198	198	198	198	990	198	198	198	198	198	198	990	1,980	
<b>TRC000017 WATERFRONT &amp; VALLEY EROSION CONTROL</b>																				
24	21	POST 5 YEARS EROSION: ALL SITES		CW	S6	03	0	0	0	0	0	0	1,600	1,600	1,600	1,600	3,600	10,000	10,000	
0	71	Shoreline Monitoring & Maintenance 2009 and on		CW	S5	03	400	400	400	400	400	2,000	0	0	0	0	0	0	2,000	
0	76	2011+ Erosion Control Works Major Maintenance		CW	S5	03	1,200	1,200	1,200	1,200	1,200	6,000	0	0	0	0	0	0	6,000	
Sub-total						1,600	1,600	1,600	1,600	1,600	8,000	1,600	1,600	1,600	1,600	3,600	10,000	18,000		
<b>TRC000195 BLACK CREEK PIONEER VILLAGE RETROFIT</b>																				
1	6	Retrofit Activities for 2009+		08	S5	03	300	300	300	300	300	1,500	0	0	0	0	0	0	1,500	
3	7	Visitor Centre Active 2009+		08	S5	03	50	50	50	50	50	250	0	0	0	0	0	0	250	
0	9	Post Current 5 year Project		01	S6	03	0	0	0	0	0	0	350	350	350	350	350	1,750	1,750	
Sub-total						350	350	350	350	350	1,750	350	350	350	350	350	350	1,750	3,500	
<b>TRC000315 TORONTO REMEDIAL ACTION PLAN</b>																				
10	8	ACTIVE Remedial Action Plan: Post 5 Year All Sites		CW	S6	03	0	0	0	0	0	0	3,097	3,209	3,324	3,442	3,563	16,635	16,635	
11	21	Sustainable Communities 2008+		CW	S5	03	748	849	859	771	779	4,006	0	0	0	0	0	0	4,006	
7	23	Watershed Monitoring/Terrestrial Natural 2008+		CW	S5	03	455	460	512	507	507	2,441	0	0	0	0	0	0	2,441	
12	24	Regional Watershed Management 2008+		CW	S5	03	817	947	975	1,159	1,246	5,144	0	0	0	0	0	0	5,144	
1	25	Regeneration Sites 2008+		CW	S5	03	405	418	430	443	455	2,151	0	0	0	0	0	0	2,151	
Sub-total						2,425	2,674	2,776	2,880	2,987	13,742	3,097	3,209	3,324	3,442	3,563	16,635	30,377		

**CITY OF TORONTO**

Gross Expenditures (\$000's)

**Appendix 3: 2014 Recommended Capital Budget; 2015 to 2023 Capital Plan**

**Toronto & Region Conservation Authority**

						Current and Future Year Cash Flow													
Sub-Project No.	Project Name	Ward	Stat.	Cat.		2014-2018					Total	2019-2023					Total		
Priority	SubProj No.	Sub-project Name				2014	2015	2016	2017	2018	2014-2018	2019	2020	2021	2022	2023	2019-2023	2014-2023	
<b>TRC000468 MAJOR FACILITIES RETROFIT</b>																			
1	3	Major Facilities Retrofit 08+	CW	S5	03	460	460	460	460	460	2,300	460	460	460	460	460	2,300	4,600	
Sub-total						460	460	460	460	460	2,300	460	460	460	460	460	2,300	4,600	
<b>TRC16 WATERFRONT DEVELOPMENT</b>																			
13	21	ACTIVE Wtrfrnt Dev:POST CURRENT 5 YEAR-ALL	CW	S6	03	0	0	0	0	0	0	1,423	1,423	1,423	1,423	1,423	7,115	7,115	
3	37	Wtrfrnt Dev:Environmental Monitoring & Maintenance	CW	S5	03	245	245	245	245	245	1,225	0	0	0	0	0	0	1,225	
1	38	Wtrfrnt Dev:Keating Channel Dredging	30	S5	03	320	320	320	320	320	1,600	0	0	0	0	0	0	1,600	
4	39	Wtrfrnt Dev:Tommy Thompson Park Interim Management	30	S5	04	240	240	240	240	240	1,200	0	0	0	0	0	0	1,200	
2	40	Wtrfrnt Dev :Information Management	CW	S5	03	50	50	50	50	50	250	0	0	0	0	0	0	250	
5	41	Wtrfrnt Dev :Ashbridges Bay	32	S5	03	250	250	250	250	250	1,250	0	0	0	0	0	0	1,250	
12	43	Tommy Thompson- Cell 2 Capping Phase 1	30	S5	03	200	50	50	50	50	400	0	0	0	0	0	0	400	
4	47	Base Scarborough Shoreline Access (increase exclud	CW	S5	04	80	80	80	80	80	400	0	0	0	0	0	0	400	
0	48	Waterfront Development ongoing Major Maintenance	CW	S5	03	188	188	188	188	188	940	0	0	0	0	0	0	940	
Sub-total						1,573	1,423	1,423	1,423	1,423	7,265	1,423	1,423	1,423	1,423	1,423	7,115	14,380	
<b>TRC906093 TRCA INFORMATION TECHNOLOGY</b>																			
1	4	Info Technology:Replacement items 2008+	CW	S5	03	264	264	264	264	264	1,320	264	264	264	264	264	1,320	2,640	
Sub-total						264	264	264	264	264	1,320	264	264	264	264	264	1,320	2,640	
<b>TRC907697 CRITICAL EROSION CONTROL &amp; FLOODWOR</b>																			
3	4	Layer1:Flood Control:Hoggs,G.Ross,Black Cr Channel	25	S5	03	1,000	1,000	200	200	200	2,600	500	500	200	200	500	1,900	4,500	
0	20	Layer1:Valley EC Hazards / July 8/13 Storm	CW	S5	03	4,600	3,200	1,200	1,800	1,800	12,600	1,500	1,000	1,500	800	700	5,500	18,100	
0	21	Layer 1:EC 1Midland- 83 Fisheigh	35	S5	03	1,400	1,300	0	0	0	2,700	0	0	0	0	0	0	2,700	
0	22	Layer1:More Waterfront Major Maintenance/Strategy	CW	S6	03	0	0	0	0	0	0	0	500	300	1,000	800	2,600	2,600	
0	28	Layer1:EC 447-449 GUILDWOOD PARKWAY	41	S6	03	0	1,500	600	0	0	2,100	0	0	0	0	0	0	2,100	
Sub-total						7,000	7,000	2,000	2,000	2,000	20,000	2,000	2,000	2,000	2,000	2,000	10,000	30,000	
<b>Total Program Expenditure</b>						13,970	14,069	9,171	9,275	9,382	55,867	9,492	9,604	9,719	9,837	11,958	50,610	106,477	

**CITY OF TORONTO**

Gross Expenditures (\$000's)

**Appendix 3: 2014 Recommended Capital Budget; 2015 to 2023 Capital Plan**

**Toronto & Region Conservation Authority**

						Current and Future Year Cash Flow													
<u>Sub-Project No.</u>	<u>Project Name</u>																		
Priority	SubProj No.	Sub-project Name	Ward	Stat.	Cat.	2014	2015	2016	2017	2018	Total 2014-2018	2019	2020	2021	2022	2023	Total 2019-2023	Total 2014-2023	
Financed Bv:																			
	Other1	(Internal)				10,970	11,069	6,171	6,275	6,382	40,867	6,492	6,604	6,719	6,837	6,958	33,610	74,477	
	Debt					3,000	3,000	3,000	3,000	3,000	15,000	3,000	3,000	3,000	3,000	5,000	17,000	32,000	
<b>Total Program Financing</b>						<b>13,970</b>	<b>14,069</b>	<b>9,171</b>	<b>9,275</b>	<b>9,382</b>	<b>55,867</b>	<b>9,492</b>	<b>9,604</b>	<b>9,719</b>	<b>9,837</b>	<b>11,958</b>	<b>50,610</b>	<b>106,477</b>	

Status Code	Description
S2	S2 Prior Year (With 2014 and/or Future Year Cashflow)
S3	S3 Prior Year - Change of Scope 2014 and/or Future Year Cost/Cashflow)
S4	S4 New - Stand-Alone Project (Current Year Only)
S5	S5 New (On-going or Phased Projects)
S6	S6 New - Future Year (Commencing in 2015 & Beyond)

Category Code	Description
01	Health and Safety C01
02	Legislated C02
03	State of Good Repair C03
04	Service Improvement and Enhancement C04
05	Growth Related C05
06	Reserved Category 1 C06
07	Reserved Category 2 C07

**Appendix 4**  
**2014 Recommended Cash Flow and**  
**Future Year Commitments**

**CITY OF TORONTO**

**Gross Expenditures (\$000's)**

**Appendix 4: 2014 Recommended Cash Flow and Future Year Commitments**

**Toronto & Region Conservation Authority**

					Current and Future Year Cash Flow														
Sub- Priority	Project No. SubProj No.	Project Name Sub-project Name	Ward	Stat.	Cat.	2014	2015	2016	2017	2018	Total 2014-2018	2019	2020	2021	2022	2023	Total 2019-2023	Total 2014-2023	
<u>TRC000003 GREENSPACE LAND ACQUISITION (Toronto Si</u>																			
1	5	Greenspace Land Acquisition (active 09+)	CW	S5	03	100	0	0	0	0	100	0	0	0	0	0	0	100	
		Sub-total				100	0	0	0	0	100	0	0	0	0	0	0	100	
<u>TRC000009 PUBLIC USE INFRASTRUCTURE</u>																			
1	7	Kortright Centre Improvements 2008+	CW	S5	03	60	0	0	0	0	60	0	0	0	0	0	0	60	
2	8	Conservation Area Improvements 2008+	CW	S5	03	138	0	0	0	0	138	0	0	0	0	0	0	138	
		Sub-total				198	0	0	0	0	198	0	0	0	0	0	0	198	
<u>TRC000017 WATERFRONT &amp; VALLEY EROSION CONTROL</u>																			
0	71	Shoreline Monitoring & Maintenance 2009 and on	CW	S5	03	400	0	0	0	0	400	0	0	0	0	0	0	400	
0	76	2011+ Erosion Control Works Major Maintenance	CW	S5	03	1,200	0	0	0	0	1,200	0	0	0	0	0	0	1,200	
		Sub-total				1,600	0	0	0	0	1,600	0	0	0	0	0	0	1,600	
<u>TRC000195 BLACK CREEK PIONEER VILLAGE RETROFIT</u>																			
1	6	Retrofit Activities for 2009+	08	S5	03	300	0	0	0	0	300	0	0	0	0	0	0	300	
3	7	Visitor Centre Active 2009+	08	S5	03	50	0	0	0	0	50	0	0	0	0	0	0	50	
		Sub-total				350	0	0	0	0	350	0	0	0	0	0	0	350	
<u>TRC000315 TORONTO REMEDIAL ACTION PLAN</u>																			
11	21	Sustainable Communities 2008+	CW	S5	03	748	0	0	0	0	748	0	0	0	0	0	0	748	
7	23	Watershed Monitoring/Terrestrial Natural 2008+	CW	S5	03	455	0	0	0	0	455	0	0	0	0	0	0	455	
12	24	Regional Watershed Management 2008+	CW	S5	03	817	0	0	0	0	817	0	0	0	0	0	0	817	
1	25	Regeneration Sites 2008+	CW	S5	03	405	0	0	0	0	405	0	0	0	0	0	0	405	
		Sub-total				2,425	0	0	0	0	2,425	0	0	0	0	0	0	2,425	
<u>TRC000468 MAJOR FACILITIES RETROFIT</u>																			
1	3	Major Facilities Retrofit 08+	CW	S5	03	460	0	0	0	0	460	0	0	0	0	0	0	460	
		Sub-total				460	0	0	0	0	460	0	0	0	0	0	0	460	
<u>TRC16 WATERFRONT DEVELOPMENT</u>																			
3	37	Wtrfrnt Dev:Environmental Monitoring & Maintenance	CW	S5	03	245	0	0	0	0	245	0	0	0	0	0	0	245	



**CITY OF TORONTO**

Gross Expenditures (\$000's)

**Appendix 4: 2014 Recommended Cash Flow and Future Year Commitments**

**Toronto & Region Conservation Authority**

															<b>Current and Future Year Cash Flow</b>				
<u>Sub-Project No.</u>	<u>Project Name</u>																		
Priority	SubProj No.	Sub-project Name	Ward	Stat.	Cat.	2014	2015	2016	2017	2018	Total 2014-2018	2019	2020	2021	2022	2023	Total 2019-2023	Total 2014-2023	
Financed By:																			
		Other1 (Internal)				10,970	0	0	0	0	10,970	0	0	0	0	0	0	10,970	
		Debt				3,000	0	0	0	0	3,000	0	0	0	0	0	0	3,000	
<b>Total Program Financing</b>						<b>13,970</b>	<b>0</b>	<b>0</b>	<b>0</b>	<b>0</b>	<b>13,970</b>	<b>0</b>	<b>0</b>	<b>0</b>	<b>0</b>	<b>0</b>	<b>0</b>	<b>13,970</b>	

- Status Code Description**
- S2 S2 Prior Year (With 2014 and/or Future Year Cashflow)
  - S3 S3 Prior Year - Change of Scope 2014 and/or Future Year Cost/Cashflow)
  - S4 S4 New - Stand-Alone Project (Current Year Only)
  - S5 S5 New (On-going or Phased Projects)

- Category Code Description**
- 01 Health and Safety C01
  - 02 Legislated C02
  - 03 State of Good Repair C03
  - 04 Service Improvement and Enhancement C04
  - 05 Growth Related C05
  - 06 Reserved Category 1 C06
  - 07 Reserved Category 2 C07

# Appendix 5

## 2014 Recommended Capital Project with Financing Details





## CITY OF TORONTO

**Appendix 5: 2014 Recommended Capital Projects with Financing Details**  
**Toronto & Region Conservation Authority**  
**Sub-Project Summary**

Project/Financing Priority Project	Project Name	Start Date	Completion Date	2014	Financing											
				Cash Flow	Provincial Grants Subsidies	Federal Subsidy	Developmt Charges	Reserves	Reserve Funds	Capital From Current	Other 1	Other 2	Debt	Debt - Recoverable		
<b>1</b>	<b><u>TRC000017 WATERFRONT &amp; VALLEY EROSION CONTROL</u></b>															
0	71 Shoreline Monitoring & Maintenance 2009 and on	8/26/2008	8/26/2015	400	0	0	0	0	0	0	0	200	0	200	0	
0	76 2011+ Erosion Control Works Major Maintenance	9/9/2010	9/9/2019	1,200	0	0	0	0	0	0	0	600	0	600	0	
	<b>Project Sub-total:</b>			1,600	0	0	0	0	0	0	0	800	0	800	0	
<b>2</b>	<b><u>TRC16 WATERFRONT DEVELOPMENT</u></b>															
0	48 Waterfront Development ongoing Major Maintenance	9/9/2011	9/9/2020	188	0	0	0	0	0	0	0	0	0	188	0	
1	38 Wtrfrnt Dev:Keating Channel Dredging	1/1/1995	1/1/2014	320	0	0	0	0	0	0	0	320	0	0	0	
2	40 Wtrfrnt Dev :Information Management	1/1/1995	12/31/2015	50	0	0	0	0	0	0	0	0	0	50	0	
3	37 Wtrfrnt Dev:Environmental Monitoring & Maintenance	1/1/1995	12/31/2015	245	0	0	0	0	0	0	0	0	0	245	0	
4	39 Wtrfrnt Dev:Tommy Thompson Park Interim Management	1/1/1995	12/31/2015	240	0	0	0	0	0	0	0	0	0	240	0	
4	47 Base Scarborough Shoreline Access (increase exclud	8/16/2010	8/16/2015	80	0	0	0	0	0	0	0	0	0	80	0	
5	41 Wtrfrnt Dev :Ashbridges Bay	1/1/1998	12/31/2015	250	0	0	0	0	0	0	0	125	0	125	0	
12	43 Tommy Thompson- Cell 2 Capping Phase 1	1/5/2002	10/5/2015	200	0	0	0	0	0	0	0	200	0	0	0	
	<b>Project Sub-total:</b>			1,573	0	0	0	0	0	0	0	645	0	928	0	
<b>3</b>	<b><u>TRC000315 TORONTO REMEDIAL ACTION PLAN</u></b>															
1	25 Regeneration Sites 2008+	1/1/2000	12/31/2015	405	0	0	0	0	0	0	0	405	0	0	0	
7	23 Watershed Monitoring/Terrestrial Natural 2008+	1/1/2005	12/31/2015	455	0	0	0	0	0	0	0	455	0	0	0	
11	21 Sustainable Communities 2008+	8/15/2006	8/15/2015	748	0	0	0	0	0	0	0	748	0	0	0	
12	24 Regional Watershed Management 2008+	8/9/2002	8/9/2015	817	0	0	0	0	0	0	0	817	0	0	0	
	<b>Project Sub-total:</b>			2,425	0	0	0	0	0	0	0	2,425	0	0	0	
<b>4</b>	<b><u>TRC000195 BLACK CREEK PIONEER VILLAGE RETROFIT</u></b>															
1	6 Retrofit Activities for 2009+	1/1/2000	12/31/2020	300	0	0	0	0	0	0	0	0	0	300	0	
3	7 Visitor Centre Active 2009+	10/2/2001	10/2/2020	50	0	0	0	0	0	0	0	0	0	50	0	
	<b>Project Sub-total:</b>			350	0	0	0	0	0	0	0	0	0	350	0	
<b>6</b>	<b><u>TRC000468 MAJOR FACILITIES RETROFIT</u></b>															
1	3 Major Facilities Retrofit 08+	9/29/2001	9/29/2022	460	0	0	0	0	0	0	0	0	0	460	0	
	<b>Project Sub-total:</b>			460	0	0	0	0	0	0	0	0	0	460	0	
<b>7</b>	<b><u>TRC906093 TRCA INFORMATION TECHNOLOGY</u></b>															
1	4 Info Technology:Replacement items 2008+	10/5/2002	10/5/2020	264	0	0	0	0	0	0	0	0	0	264	0	
	<b>Project Sub-total:</b>			264	0	0	0	0	0	0	0	0	0	264	0	
<b>8</b>	<b><u>TRC000003 GREENSPACE LAND ACQUISITION (Toronto Share)</u></b>															
1	5 Greenspace Land Acquisition (active 09+)	1/1/2001	1/1/2020	100	0	0	0	0	0	0	0	100	0	0	0	
	<b>Project Sub-total:</b>			100	0	0	0	0	0	0	0	100	0	0	0	

(Phase 2) 02-Toronto &amp; Region Conservation Authority

Sub-Project Category: 01,02,03,04,05,06,07

Type: B Sub-Project Status: S2

Type: C Sub-Project Status: S2,S3,S4,S5



## CITY OF TORONTO

## Appendix 5: 2014 Recommended Capital Projects with Financing Details

## Toronto &amp; Region Conservation Authority

## Sub-Project Summary

Project/Financing				2014	Financing											
Priority	Project	Project Name	Start Date	Completion Date	Cash Flow	Provincial Grants Subsidies	Federal Subsidy	Developmt Charges	Reserves	Reserve Funds	Capital From Current	Other 1	Other 2	Debt	Debt - Recoverable	
<b>9</b>	<b>TRC000009</b>	<b>PUBLIC USE INFRASTRUCTURE</b>														
1	7	Kortright Centre Improvements 2008+	1/1/1997	12/31/2020	60	0	0	0	0	0	0	0	0	0	60	0
2	8	Conservation Area Improvements 2008+	1/1/1997	1/1/2022	138	0	0	0	0	0	0	0	0	0	138	0
<b>Project Sub-total:</b>					198	0	0	0	0	0	0	0	0	0	198	0
<b>13</b>	<b>TRC907697</b>	<b>CRITICAL EROSION CONTROL &amp; FLOODWORKS NEEDS</b>														
0	20	Layer1:Valley EC Hazards / July 8/13 Storm	5/17/2014	5/17/2023	4,600	0	0	0	0	0	0	4,600	0	0	0	0
0	21	Layer 1:EC 1Midland- 83 Fishleigh	5/17/2012	5/17/2015	1,400	0	0	0	0	0	0	1,400	0	0	0	0
3	4	Layer1:Flood Control:Hoggs,G.Ross,Black Cr Channel	8/17/2010	8/17/2023	1,000	0	0	0	0	0	0	1,000	0	0	0	0
<b>Project Sub-total:</b>					7,000	0	0	0	0	0	0	7,000	0	0	0	0
<b>Program Total:</b>					13,970	0	0	0	0	0	0	10,970	0	3,000	0	0

Status Code	Description
S2	S2 Prior Year (With 2014 and/or Future Year Cashflow)
S3	S3 Prior Year - Change of Scope 2014 and/or Future Year Cost/Cashflow)
S4	S4 New - Stand-Alone Project (Current Year Only)
S5	S5 New (On-going or Phased Projects)

Category Code	Description
01	Health and Safety C01
02	Legislated C02
03	State of Good Repair C03
04	Service Improvement and Enhancement C04
05	Growth Related C05
06	Reserved Category 1 C06
07	Reserved Category 2 C07