

Budget Overview
Budget Committee
(December 10, 11, 12 and 13, 2013)

Page

PART I: CAPITAL PROGRAM

Executive Summary.....	1
10-Year Capital Plan Overview.....	
Office of the Lobbyist Registrar	3
Office of the Ombudsman	3
10-Year Capital Plan (2014 Budget, 2015 - 2023 Plan)	
Office of the Lobbyist Registrar	4 and 5
Office of the Ombudsman	6 and 7
10-Year Capital Plan Details.....	
Office of the Lobbyist Registrar	8
Office of the Ombudsman	9
10-Year Capital Plan – Incremental Operating Impact Summary	
Office of the Lobbyist Registrar	11
Office of the Ombudsman	11

PART II: ISSUES FOR DISCUSSION

10-Year Capital Plan (2014 - 2023) Issues.....	12
--	----

APPENDIX

Appendix 1: 2013 Capital Variance Review	
Office of the Lobbyist Registrar	12
Office of the Ombudsman	12
Appendix 2: 2014 Capital Budget, 2015 to 2023 Capital Plan, Project Cost and Cash flows.	
Office of the Lobbyist Registrar	13
Office of the Ombudsman	14

**Accountability Officers
(Auditor General, Integrity Commissioner
Lobbyist Registrar and Ombudsman)**

2014 – 2023 Capital Plan

Contacts: Jeff Griffiths
Auditor General
Tel: (416) 392-8461

Janet Leiper
Integrity Commissioner
Tel: (416) 397-7770

Linda Gehrke
Lobbyist Registrar
Tel: (416) 338-5858

Fiona Crean
Ombudsman
Tel: (416) 392-7061

PART I: CAPITAL PROGRAM

Executive Summary

- The Accountability Officers for the City of Toronto are:
 - The Office of the Auditor General
 - The Office of the Integrity Commissioner
 - The Office of the Lobbyist Registrar and
 - The Office of the Ombudsman
- The Accountability Officers are independent from the City's Administration and are officers of City Council.
- The Accountability Officers' 2014 – 2023 Capital Budget & Plan reflects the capital budget requirements for Office of the Lobbyist Registrar and Office of the Ombudsman. There are no capital budget requirements for the Office of the Integrity Commissioner or the Office of the Auditor General.
- The Accountability Officers' 2014 – 2023 Capital Budget & Plan has been consolidated into one Budget for purposes of inclusion in the corporate Capital Budget Summary for the City of Toronto. Each Accountability Officer is accountable for its own budget, separate from one another and pursuant to their legal mandates.
- This Note presents the requests of the two (2) Accountability Officers' 2014 – 2023 Capital Budget & Plan and acts as a reference document to accompany the 2014 – 2023 Capital Budget & Plan reports that are being submitted by the Accountability Officers directly to the Budget Committee.
- The Accountability Officers' 10-Year Capital Plan provides for the tools, systems and resources required to support strategic priorities and the delivery of core services to build public trust and confidence in city government. The funding requests incorporate the Accountability Officers' State of Good Repair (SOGR) capital requirements.
- The Accountability Officers' capital budget requirements prior to 2011 were part of City Clerk's Office's approved capital budget.
- The 10-Year Capital Plan totals \$3.605 million:
 - **Office of the Lobbyist Registrar** requires debt funding of \$2.375 million over the 10-year period for State of Good Repair of its on-line Lobbyist Registry System and to implement an alternative channel for lobbyist registration using mobile devices in 2014.

**Accountability Officers
(Auditor General, Integrity Commissioner
Lobbyist Registrar and Ombudsman)**

2014 – 2023 Capital Plan

- **Office of the Ombudsman** requires debt funding of \$1.230 million over the 10-year period to maintain State of Good Repair of its Case Management System.
- The 10-Year Capital Plan of \$3.605 million comprised of Legislated and State of Repair Projects:
 - **Office of the Lobbyist Registrar.** \$2.000 million or 84% of the capital plan is for State of Good Repair Projects while \$0.375 million or 16% is for Legislated Projects.
 - **Office of the Ombudsman.** \$1.230 million or 100% is for State of Good Repair Project.
- There will be an operating impact of 0.25 FTE position or \$0.031 million in 2014 to sustain capital systems for the Office of the Lobbyist Registrar. This FTE is included in the City Clerk's Office 2013 operating budget submission, as the City Clerk's Office provides support to the Office.
- Approval of the 2014-2023 Capital Plan will address the SOGR requirements of the Accountability Offices.

10-Year Capital Plan Overview

Office of the Lobbyist Registrar

- The main objective of the 10-Year Capital Plan is to provide the funding for the systems and the tools to support the mandate of the Office of the Lobbyist Registrar, per the City of Toronto Act 2006 and Municipal By-Law 140.
- The 10-Year Capital Plan totals \$2.375 million and is fully funded by debt.
- The 10-Year Capital Plan of \$2.375 million is 84% for a State of Good Repair project and 16% for a Legislated project.
- There is no State of Good Repair backlog.
- The 10-Year Capital Plan will increase City Clerk's Office Operating Budget by \$0.031 million to sustain the alternative channel for lobbyist registration using mobile devices. The City Clerk's Office provides IT support to the Office.

Office of the Ombudsman

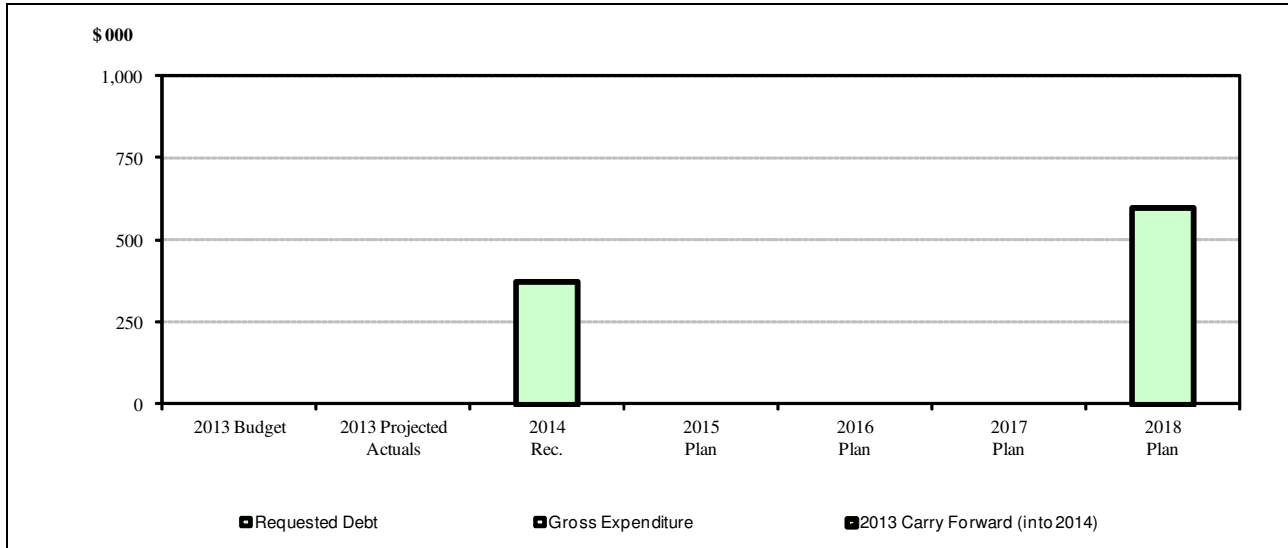
- The main objective of the 10-Year Capital Plan is to provide the funding for the systems and the tools to support the Office of the Ombudsman's mandate per the city of Toronto Act, 2006.
- The 10-Year Capital Plan totals \$1.230 million, is to upgrade the Case Management System in order to maintain its State of Good Repair condition.
- The 10-Year Capital Plan is fully funded by debt.
- The 10-Year Capital Plan is 100% for a State of Good Repair project.
- There is no State of Good Repair backlog.
- The 10-Year Capital Plan will have no impact on future year Operating Budgets.

Accountability Officers
(Auditor General, Integrity Commissioner
Lobbyist Registrar and Ombudsman)

2014 – 2023 Capital Plan

10-Year Capital Plan
2014 Budget, 2015 - 2023 Plan

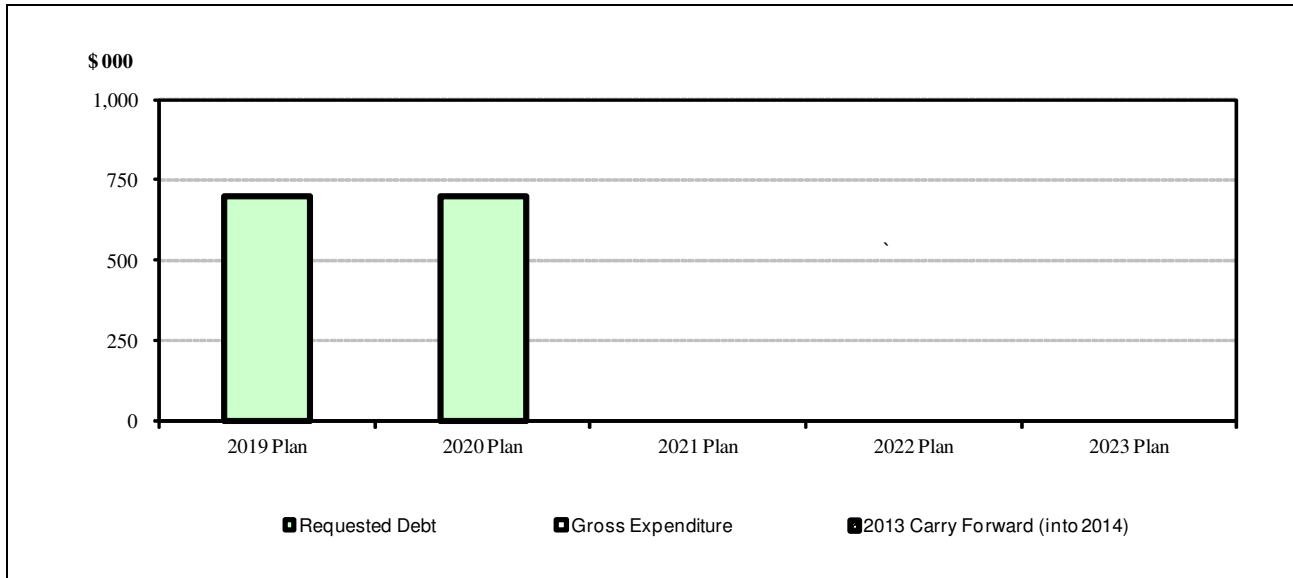
Office of the Lobbyist Registrar



	2014 Requested Budget and 2015-2018 Plan								5-Year Total Percent
	2013		2014	2015	2016	2017	2018	2014-2018	
	Budget	Projected Actual							
Gross Expenditures:									
2013 Capital Budget & Approved FY Commitments	0	0						0	0%
Recommended Changes to Approved FY Commitments								0	0%
2014 New/Change in Scope and Future Year Commitments			375					375	38%
2015- 2018 Capital Plan Estimates				0			600	600	62%
1-Year Carry Forward to 2014									
Total Gross Annual Expenditures & Plan	0	0	375	0	0	0	600	975	100%
Financing:									
Requested Debt	0		375	0	0	0	600	975	100%
Reserves/Reserve Funds								0	0%
Development Charges								0	0%
ISF								0	0%
Provincial/Federal								0	0%
Debt Recoverable								0	0%
Other Revenue								0	0%
Total Financing	0		375	0	0	0	600	975	100%
By Category:									
Health & Safety								0	0%
Legislated			375					375	38%
SOGR	0						600	600	62%
Service Improvement								0	0%
Growth Related								0	0%
Total By Category	0		375	0	0	0	600	975	100%
Yearly SOGR Backlog Estimate (not addressed by current plan)								0	
Accumulated Backlog Estimate (end of year)								0	
Operating Impact on Program Costs			31					31	
New Positions			0.25					0.25	

Accountability Officers
(Auditor General, Integrity Commissioner
Lobbyist Registrar and Ombudsman)

2014 – 2023 Capital Plan

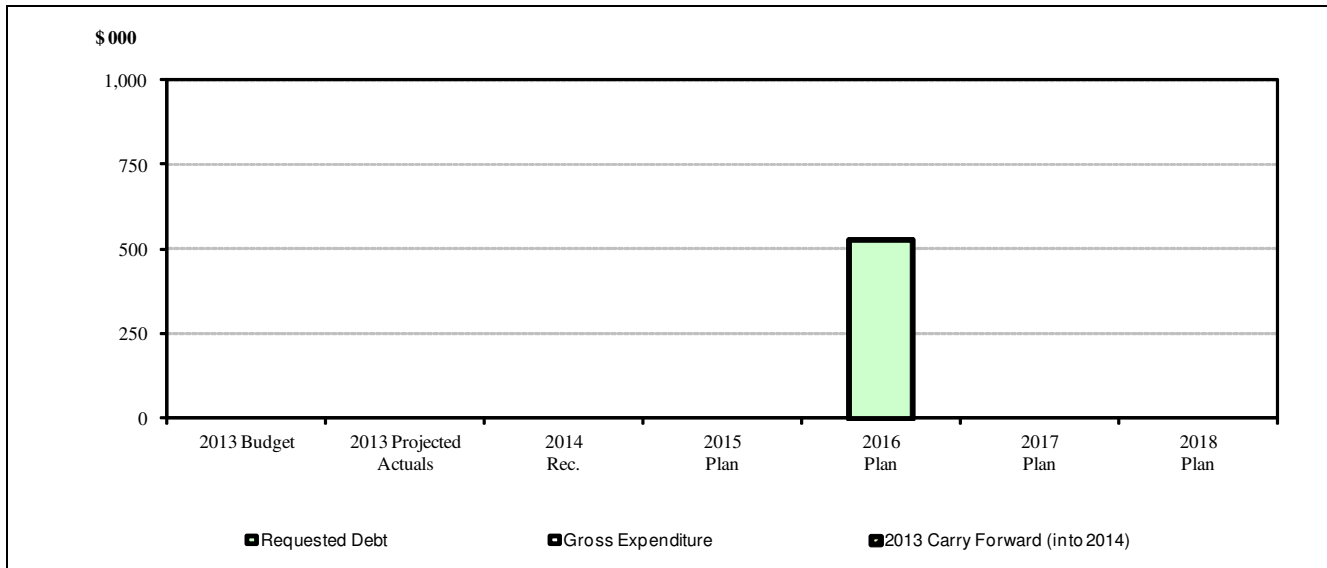


	2019 - 2023 Capital Plan						10-Year Total Percent
	2019	2020	2021	2022	2023	2014-2023	
Gross Expenditures:							
2013 Capital Budget & Approved FY Commitments						0	0%
Recommended Changes to Approved FY Commitments						0	0%
2014 New/Change in Scope and Future Year Commitments						375	16%
2019 - 2023 Capital Plan Estimates	700	700	0	0	0	2,000	84%
Total Gross Annual Expenditures & Plan	700	700	0	0	0	2,375	100%
Financing:							
Requested Debt	700	700	0	0	0	2,375	100%
Reserves/Reserve Funds						0	0%
Development Charges						0	0%
ISF						0	0%
Provincial/Federal						0	0%
Recoverable Debt						0	0%
Other Revenue						0	0%
Total Financing	700	700	0	0	0	2,375	100%
By Category:							
Health & Safety						0	0%
Legislated						375	16%
SOGR	700	700	0	0	0	2,000	84%
Service Improvement						0	0%
Growth Related						0	0%
Total By Category	700	700	0	0	0	2,375	100%
Yearly SOGR Backlog Estimate (not addressed by current plan)						0	
Accumulated Backlog Estimate (end of year)						0	
Operating Impact on Program Costs						31	
New Positions						0.25	

Accountability Officers
(Auditor General, Integrity Commissioner
Lobbyist Registrar and Ombudsman)

2014 – 2023 Capital Plan

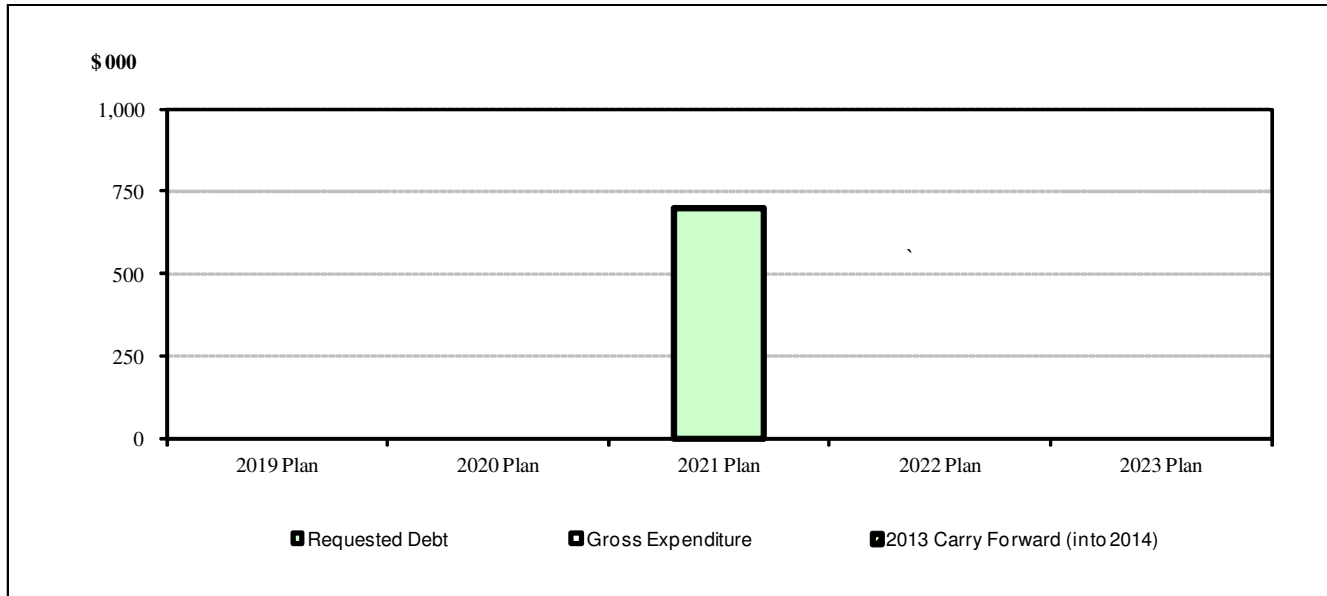
Office of the Ombudsman



		2014 Requested Budget and 2015-2018 Plan							5-Year Total Percent
		2014	2015	2016	2017	2018	2014-2018		
Gross Expenditures:	2013								
	Budget	Projected Actual							
2013 Capital Budget & Approved FY Commitments *							0	0%	
Recommended Changes to Approved FY Commitments							0	0%	
2014 New/Change in Scope and Future Year Commitments							0	0%	
2015- 2018 Capital Plan Estimates				530	0	0	530	100%	
1-Year Carry Forward to 2014	0								
Total Gross Annual Expenditures & Plan	0	0	0	530	0	0	530	100%	
Program Debt Target	0	0	0	500	0	0	500		
Financing:									
Requested Debt	0			530	0		530	100%	
Reserves/Reserve Funds							0	0%	
Development Charges							0	0%	
ISF							0	0%	
Provincial/Federal							0	0%	
Debt Recoverable							0	0%	
Other Revenue							0	0%	
Total Financing	0	0	0	530	0	0	530	100%	
By Category:									
Health & Safety							0	0%	
Legislated							0	0%	
SOGR	0			530			530	100%	
Service Improvement							0	0%	
Growth Related							0	0%	
Total By Category	0	0	0	530	0	0	530	100%	
Yearly SOGR Backlog Estimate (not addressed by current plan)							0		
Accumulated Backlog Estimate (end of year)							0		
Operating Impact on Program Costs							0		
New Positions									

**Accountability Officers
(Auditor General, Integrity Commissioner
Lobbyist Registrar and Ombudsman)**

2014 – 2023 Capital Plan



	2019 - 2023 Capital Plan							10-Year Total Percent
	2019	2020	2021	2022	2023	2014-2023		
Gross Expenditures:								
2013 Capital Budget & Approved FY Commitments *						0	0%	
Recommended Changes to Approved FY Commitments						0	0%	
2014 New/Change in Scope and Future Year Commitments						0	0%	
2019 - 2023 Capital Plan Estimates			700	0		1,230	100%	
Total Gross Annual Expenditures & Plan	0	0	700	0	0	1,230	100%	
Financing:								
Requested Debt	0	0	700	0	0	1,230	100%	
Reserves/Reserve Funds						0	0%	
Development Charges						0	0%	
ISF						0	0%	
Provincial/Federal						0	0%	
Recoverable Debt						0	0%	
Other Revenue						0	0%	
Total Financing	0	0	700	0	0	1,230	100%	
By Category:								
Health & Safety						0	0%	
Legislated						0	0%	
SOGR	0	0	700	0	0	1,230	100%	
Service Improvement						0	0%	
Growth Related						0	0%	
Total By Category	0	0	700	0	0	1,230	100%	
Yearly SOGR Backlog Estimate (not addressed by current plan)						0		
Accumulated Backlog Estimate (end of year)						0		
Operating Impact on Program Costs						0		
New Positions								

10-Year Capital Plan Details

Office of the Lobbyist Registrar

Capital Project Highlights

- Lobbyist Registrar Mobile Device & Interface & Search Capability.

The Lobbyist Registrar is responsible for promoting and enhancing the transparency and integrity of City government decision making through public disclosure of lobbying activities and regulation of lobbyists' conduct. The main instrument for doing this is the Lobbyist Registry, an online application used to document all lobbying activities in the City of Toronto, was designed for desktop PC based interaction when it was launched 5 years ago. Lobbyists have requested a mobile version of this system to be developed so they may update lobbying activities in a more efficient and convenient manner.

The adoption rate for mobile based computing has seen a dramatic increase in recent years. Mobile devices are being used heavily to browse the internet for both personal and business needs. Lobbyists are already or expected to be among the early adopters given their mobility as they travel frequently to meet with public office holders. Lobbyists are required to register all lobbying activities within three (3) business days.

The current Lobbyist Registry system was developed based on a desktop computer usage rather than mobile devices. As a result, lobbyists may delay registering their activities until they get a chance to use a desktop computer. This may impact on lobbyists' ability to comply with legislative requirements. This project will address this gap by providing an alternative web-based interface catered to the screen size and user interaction capabilities of mobile devices. Doing so will add another service channel, provide better customer service, and facilitate timely registration and compliance among lobbyists.

Another component of this project is to update the disclosure website with a "top searches" *feature*. The internal systems used by staff of the Office will track statistics on trending searches via the disclosure website. The need to provide "top searches" of lobbying activity to the public is a response to a marked increase in public interest on lobbying activities. The Office of the Lobbyist Registry needs to be able to identify and publicize these lobbying activities so the general public is able to search for it on the disclosure website. The number of website visits increased by 26% in 2011 and 12% in 2012. The number of website visits were 13,466 in 2010, 16,988 in 2011 and 18,999 in 2012.

This project will have a projected cost of \$0.375 million and will start in 2014.

**Accountability Officers
(Auditor General, Integrity Commissioner
Lobbyist Registrar and Ombudsman)**

2014 – 2023 Capital Plan

- Lobbyist Registry SOGR

It is anticipated by 2018, the technology that was used to create Lobbyist Registry system will be out of date and needs to be replaced or updated. This project will have a projected cost of \$2.000 million and will start in 2018 with target completion by 2020.

(In \$ Thousands)	2014 Req. Budget	2015 Plan	2016 Plan	2017 Plan	2018 Plan	2019 Plan	2020 Plan	2021 Plan	2022 Plan	2023 Plan	2014 - 2023 Total
IT Projects											
Lobbyist Registry Mobile Device & Interface & Search Capability	375										375
Lobbyist Registry SOGR					600	700	700				2,000
Total	375	0	0	0	600	700	700	0	0	0	2,375

Project Financing

The 10-Year Capital Plan of \$2.375 million is fully funded by debt.

State of Good Repair (SOGR) Backlog

There is no State of Good Repair Backlog.

2014 Capital Budget versus Debt Target

The 2014 budget request is \$0.375 million which is \$0.02 million more than the assigned debt room.

2014 Capital Budget by Project Category

The 2014 budget request of \$0.375 million is 100% related to a legislated project.

Office of the Ombudsman

Capital Project Highlights

- Case Management System for Ombudsman

The existing Case Management System will need to be replaced or updated with the latest technology. This project will have a project cost of \$0.530 million and will start in 2016.

Accountability Officers
(Auditor General, Integrity Commissioner
Lobbyist Registrar and Ombudsman)

2014 – 2023 Capital Plan

(In \$Thousands)	2014 Req. Budget	2015 Plan	2016 Plan	2017 Plan	2018 Plan	2019 Plan	2020 Plan	2021 Plan	2022 Plan	2023 Plan	2014 - 2023 Total
IT Projects											
Case Management System for Ombudsman			530								530
Case Management System SOGR								700			700
Total	0	0	530	0	0	0	0	700	0	0	1,230

- Case Management System SOGR

The Case Management System will need to be refreshed with the latest technology. This project will have a project cost of \$0.700 million and will start in 2021.

Project Financing

The 10-Year Capital Plan of \$1.230 million is fully funded by debt.

State of Good Repair (SOGR) Backlog

There is no State of Good Repair Backlog.

2014 Capital Budget versus Debt Target

There is no Capital Budget requirement for 2014.

2014 Capital Budget by Project Category

Not applicable.

10-Year Capital Plan
Incremental Operating Impact Summary

Office of the Lobbyist Registrar

The 10-Year Capital Plan is anticipated to have an impact of \$0.031 million or 0.25 FTE on future year Operating Budget of the City Clerk's Office in order to sustain the capital system to develop the alternative channel for lobbyist registration using mobile devices.

The Office of the Lobbyist Registrar's capital projects will be developed by City Clerk's Office so any temporary capital staffing positions and capital sustainment positions required for this project will be reflected in the City Clerk's Office operating budget requests.

Office of the Ombudsman

The 10-Year Capital Plan is not anticipated to have impacts on future year Operating Budgets.

The Office of the Ombudsman's capital projects will be developed by the City Clerk's Office so temporary capital staffing positions required for these projects will be reflected in the City Clerk's Office operating budget requests.

PART II: ISSUES FOR DISCUSSION

10-Year Capital Plan (2014-2023) Issues

Office of the Lobbyist Registrar

Not applicable.

Office of the Ombudsman

Not applicable.

Appendix 1
2013 Capital Variance Review

2014 – 2023 Capital Plan **Accountability Officers
(Auditor General, Integrity Commissioner
Lobbyist Registrar and Ombudsman)**

Office of the Lobbyist Registrar

The Office of the Lobbyist Registrar has no Capital Budget in 2013.

Office of the Ombudsman

The Office of the Ombudsman has no Capital Budget in 2013.

Appendix 2
2014 Capital Budget
2015 to 2023 Capital Plan -
Project Cost and Cash flows

2014 – 2023 Capital Plan

2014 Capital Budget, 2015 to 2023 Capital Plan – Project Cost and Cash Flows (in \$000s)

Office of the Lobbyist Registrar

	2012 & Prior Year Carry Forwards	2014 Previously Approved Cash Flow Commitments	2014 New Cash Flow Req	2014 Total Cash Flow Req	2013 Carry Forwards	Total 2014 Cash Flow (Incl 2013 CFwd)	2015	2016	2017	2018	2019	2020	2021	2022	2023	Total Project Cost
Expenditures																
LR Mobile Device & Interface & Search Capability			375	375		375										375
Lobbyist Registry SOGR				0		0				600	700	700	0			2,000
Total Expenditure	0	0	375	375	0	375	0	0	0	600	700	700	0	0	0	2,375
Financing																
Debt			375	375		375	0			600	700	700	0	0	0	2,375
Recoverable Debt				0		0										0
Other				0		0										0
Reserves/Res Funds				0		0										0
Development Charges				0		0										0
Provincial/Federal				0		0										0
Total Financing	0	0	375	375	0	375	0	0	0	600	700	700	0	0	0	2,375

2014 – 2023 Capital Plan

2014 Capital Budget, 2015 to 2023 Capital Plan – Project Cost and Cash Flows (in \$000s)

Office of the Ombudsman

	2012 & Prior Year Carry Forwards	2014 Previously Approved Cash Flow Commitments	2014 New Cash Flow Req	2014 Total Cash Flow Req	2013 Carry Forwards	Total 2014 Cash Flow (Incl 2013 CFwd)	2015	2016	2017	2018	2019	2020	2021	2022	2023	Total Project Cost
Expenditures																
Case Management System for Ombudsman								530								530
Case Management System SOGR				0		0							700			700
Total Expenditure	0	0	0	0	0	0	0	530	0	0	0	0	700	0	0	1,230
Financing																
Debt				0		0		530					700			1,230
Recoverable Debt				0		0										0
Other				0		0										0
Reserves/Res Funds				0		0										0
Development Charges				0		0										0
Provincial/Federal				0		0										0
Total Financing	0	0	0	0	0	0	0	530	0	0	0	0	700	0	0	1,230