

Bryant Park, NYC



Combination of mid-block connection and outdoor patios, King St W, Toronto, ON




Paley Park, NYC



Linear park on Wellington St W, west side of Spadina Ave., Toronto, ON



Proposed POPS at 300 Front St. W, Toronto, ON



Example of front landscape area at 11 Soho, Toronto, ON

3.2. GATEWAYS

Gateways are important entry points to a neighbourhood, community or a city. They can have a key role in identifying a distinct area. Gateways can largely contribute to the public realm network and create a sense of place. Creative tools can be used to accentuate these entry points including:

- Special landscape treatment
- Tree planting, lighting, upgraded sidewalk treatment and special street furniture
- Landmark plazas and open spaces
- Public art
- Distinct architectural designs, use of special materials and façade treatments

Figure 21 highlights the important gateways within the King-Spadina East Precinct. Some of these gateways have already been enhanced through outstanding architectural design, landscape and public art, including the property at the southeast corner of Peter and Richmond Street West (Tableau Condominium).

Legend



Minor gateways



Major gateways



Public parks & open spaces

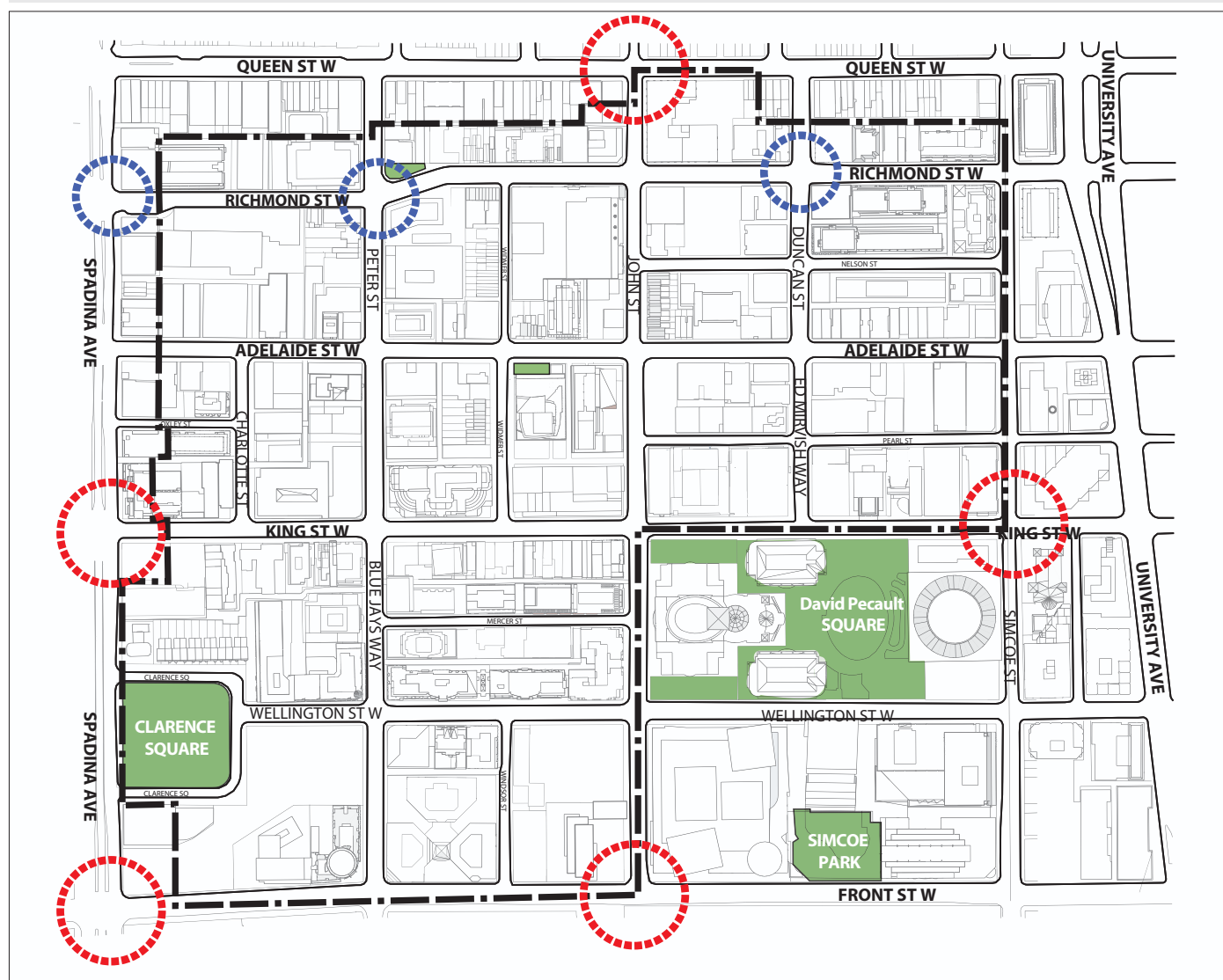


Figure 21. Gateways within the Study Area



Illustrative rendering of the public art at 300 Front Street West to emphasize the gateway



Illustrative rendering of the intersection of Richmond Street West and Peter Street - Accentuated gateway with landscape treatment and public art




3.3. KEY VIEWS AND VISTAS

There are a number of key views and vistas that exist within the Study Area (Figure 22). The importance of these views is their role in structuring visual connections across the Study Area and in helping to orient movement. They also contribute to the character and quality of the public realm within the Study Area.

The following design directions should be considered to enhance and improve the termini of key views:

- Special landscape treatment
- Public art
- Preservation of heritage and character-defining buildings
- Creating distinct architectural designs
- Directing vehicular access and loading areas away from these locations

Legend

-  View terminus along streets
-  View terminus along mid-block connections
-  View terminus along potential mid-block connections

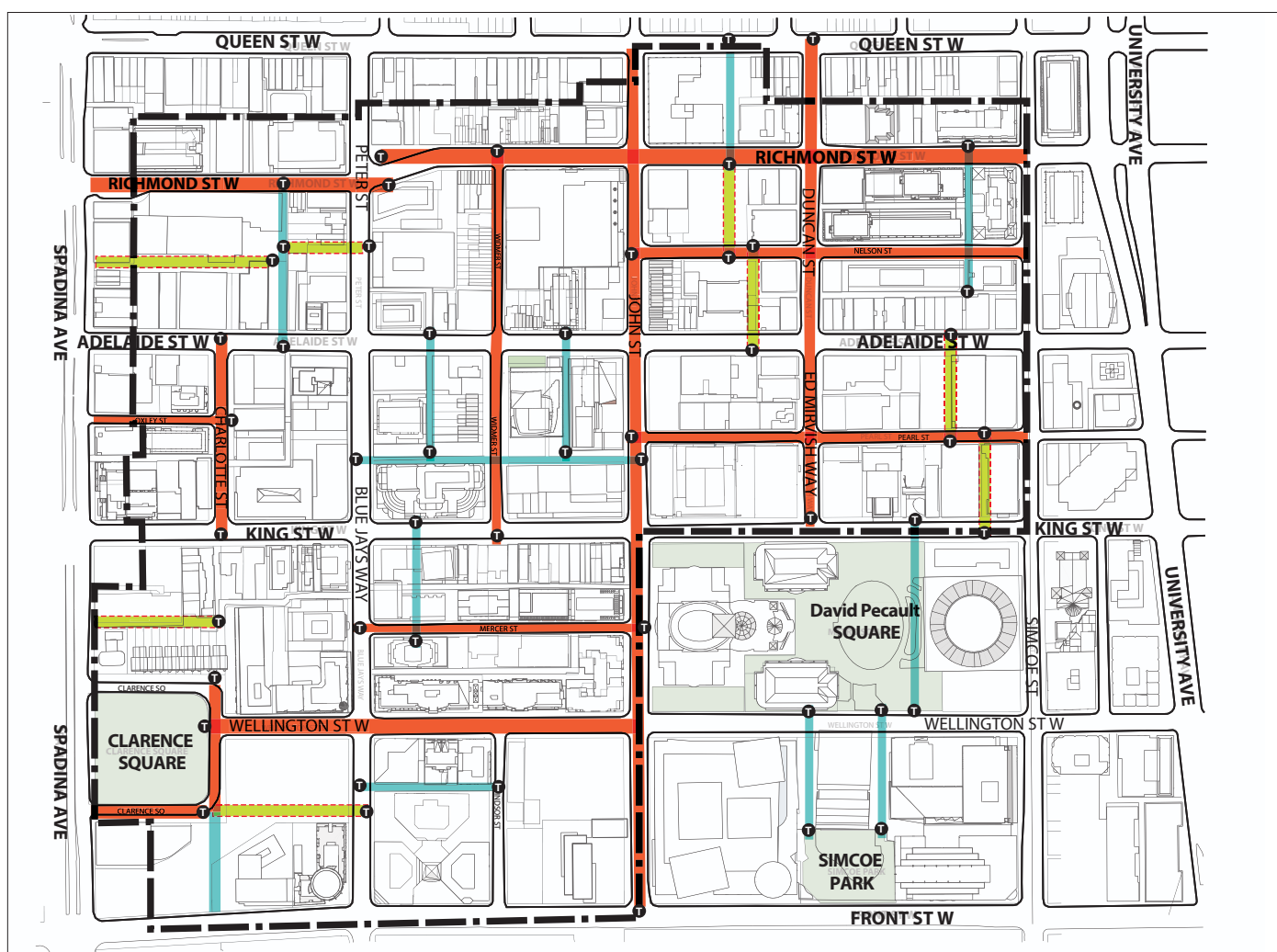


Figure 22. Key views and vistas



A key view (View termini) at the end of Nelson Street



A view at the end of a mid-block connection with potential to be enhanced, Adelaide Street West