




LEGEND

-  PROPOSED CONSTRUCTION STAGING AREA
-  PROPOSED COVERED PEDESTRIAN WALKWAY
-  PROPOSED JERSEY BARRIER

NOTE:

INFORMATION ON THIS PLAN IS BASED ON OFFICE RECORDS AND IS SUBJECT TO FIELD VERIFICATION. EXISTING PAVEMENT MARKINGS ARE SHOWN IN GREY. ALL DIMENSIONS ARE APPROXIMATE.

424 ADELAIDE ST E PROPOSED CONSTRUCTION STAGING AREA