



Toronto 2016 BUDGET

OPERATING BUDGET NOTES



Office of the Mayor

2016 OPERATING BUDGET OVERVIEW

The Office of the Mayor provides support to the Mayor as the Head of Council and the Chief Executive Officer of the City, as prescribed in the City of Toronto Act, 2006, c. 133 and c. 134.

2016 Budget Highlights

The 2016 Preliminary Operating Budget for the Office of the Mayor is \$2.297 million gross and net as shown below.

(in \$000's)	2015 Approved Budget	2016 Budget	Change	
			\$	%
Gross Expenditures	2,297.1	2,297.1	-	
Gross Revenues				
Net Expenditures	2,297.1	2,297.1	-	

The 2016 Preliminary Operating Budget of \$2.297 million net reflects no change from the funding level approved for 2015.

Contents

Overview

I: 2016 – 2018 Service Overview and Plan	6
II: 2016 Budget by Service	N/A
III: Issues for Discussion	N/A

Appendices:

1. 2015 Performance	N/A
2. 2016 Operating Budget by Expenditure Category	9
3. 2016 Organization Chart	N/A
4. Summary of 2016 Service Changes	N/A
5. Summary of 2016 New & Enhanced Service Priorities	N/A
6. Inflows/Outflows to / from Reserves & Reserve Funds	N/A
7. 2016 User Fee Rate Changes	N/A

Contacts

Program:

Winnie Li

Deputy City Clerk
Strategic Integration and Excellence

Tel: (416) 392-8676

E-Mail: wli@toronto.ca

Corporate:

Judy Skinner

Manager, Financial Planning

Tel: (416) 397-4219

E-Mail: jskinne1@toronto.ca

Fast Facts

- The Mayor is Head of City Council that governs the City with 2.8 million residents and is the largest city in Canada with 8% of Canada's total population, and the 4th largest city in North America.
- The Council Term is four years. Mayor John Tory was elected in October 2014 and assumed office on December 1, 2014.
- The Mayor's Office Budget and staff complement provides the funding for the Mayor's priorities and requirements of the Mayor to carry out his/her statutory responsibilities and mandates.

Statutory Role of the Mayor

In accordance with the City of Toronto Act, 2006 (c133), it is the role of the Mayor, as Head of City Council,

- To act as the Chief Executive Officer of the City;
- To preside over Council meetings so that City business can be carried out efficiently and effectively;
- To provide leadership to Council;
- To represent the City and Council at official functions; and
- To carry out duties as head of Council under the Act and under any other legislation.

The Mayor's role also includes providing information and making recommendations to Council with respect to Council's role in clauses 131 (d) and (e) in the City of Toronto Act. These include:

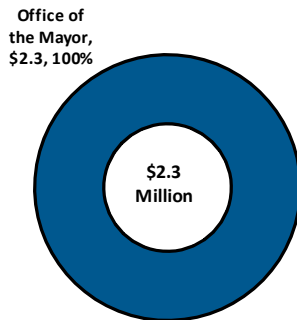
- (d) to ensure that administrative policies, practices and procedures and controllership policies, practices and procedures are in place to implement the decision of council;
- (e) to ensure the accountability and transparency of the operations of the City, including the activities of the senior management of the City.

2016 Operating Budget Expenses & Funding

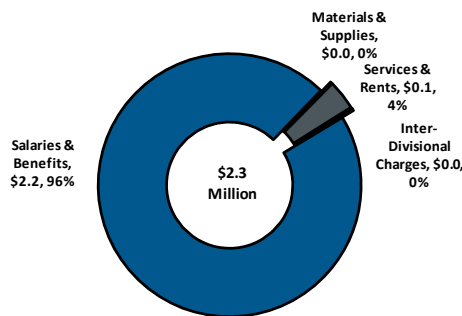
Our Key Issues & Priority Actions

Where the money goes:

2016 Budget by Service

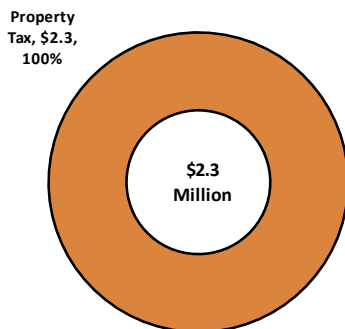


2016 Budget by Expenditure Category



Where the money comes from:

2016 Budget by Funding Source



Investing in Transit to get Toronto moving

- Make transit more affordable for families and deliver services that riders need by significantly expanding and enhancing transit service, reducing wait times and crowding.
- Implement SmartTrack by working in partnership with Metrolinx and the TTC to carry out and accelerate a SmartTrack work plan.

Taking Action on Housing

- Provide safe, affordable housing for the people of Toronto who need it by creating a Housing Task Force to bring better governance, service and value for money to Toronto Community Housing.
- Connect people with jobs.
- Improve transit and build SmartTrack to connect people to jobs and jobs to people by providing the opportunity to work in all four corners of the city.
- Support good programs already available that are assisting youth to secure jobs.

Tackle Traffic Congestion to get Toronto Moving

- Coordinate or accelerate construction, synchronize traffic lights, and ensure existing traffic laws, such as tagging and towing illegal parked vehicles blocking lanes during rush hour, are enforced.

Open Toronto for Business

- Make sure Toronto is the most welcoming city in North America by keeping taxes down, supporting provincial education initiatives, and encouraging and supporting entrepreneurship and innovation through Enterprise Toronto and Business Improvement Associations.

Actions for Consideration

Approval of the 2016 Preliminary Budget as presented in these notes requires that:

1. City Council approve the 2016 Operating Budget for the Office of the Mayor of \$2.297 million gross, \$2.297 million net for the following service:

<u>Service:</u>	Gross <u>(\$000s)</u>	Net <u>(\$000s)</u>
Office of the Mayor:	2,297.1	2,297.1
 Total Program Budget	 <u>2,297.1</u>	 <u>2,297.1</u>

2. City Council approve the 2016 staff complement for the Office of the Mayor of 20.0 positions.



Part I:

2016 – 2018

Service Overview and
Plan

Role of the Mayor

The role of the Mayor as Head of Council is:

- To act as Chief Executive Officer of the City;
- To preside over meetings of Council so that its business can be carried out efficiently and effectively;
- To provide leadership to Council;
- To represent the City at official functions; and
- To carry out the duties of the Head of Council under the City of Toronto Act, 2006.

The role of the Mayor as Chief Executive Officer of the City is:

- To uphold and promote the purposes of the City;
- To promote public involvement in the City's activities;
- To act as the representative of the City both within and outside the City, and promote the City locally, nationally and internationally; and
- To participate in and foster activities that enhance the economic, social and environmental well-being of the City and its residents.

Table 1
2016 Preliminary Operating Budget and Plan by Service

(In \$000s)	2015		2016 Operating Budget			2016 Budget vs. 2015 Budget Approved Changes		Incremental Change 2017 and 2018 Plan				
	Approved Budget	Projected Actual	2016 Base	2016 New/Enhanced	2016 Budget			2017		2018		
	\$	\$	\$	\$	\$			%	\$	%	\$	%
By Service												
Office of the Mayor												
Gross Expenditures	2,297.1	2,297.1	2,297.1		2,297.1	(0.0)	(0.0%)	152.2	6.6%	26.4	1.1%	
Revenue					-	-	-					
Net Expenditures	2,297.1	2,297.1	2,297.1	-	2,297.1	(0.0)	(0.0%)	152.2	6.6%	26.4	1.1%	
Total												
Gross Expenditures	2,297.1	2,297.1	2,297.1	-	2,297.1	(0.0)	(0.0%)	152.2	6.6%	26.4	1.1%	
Revenue	-	-	-	-	-	-	-			-		
Total Net Expenditures	2,297.1	2,297.1	2,297.1	-	2,297.1	(0.0)	(0.0%)	152.2	6.6%	26.4	1.1%	
Approved Positions	20.0	21.0	20.0	-	20.0	-						

The Office of the Mayor's 2016 Preliminary Operating Budget is \$2.297 million gross and net, representing a 0% change from the 2015 Council Approved Net Operating Budget.

- The Office of the Mayor's total staff complement will remain at 20.0.
- Approval of the 2016 Preliminary Base Budget will result in a 2017 incremental net cost of \$0.152 million and a 2018 incremental net cost of \$0.026 million to maintain the same level of support as 2016.

**Table 2
Key Cost Drivers**

(In \$000s)	2016 Base Operating Budget		2016 Base Budget	
	Office of the Mayor		Total	
	\$	Position	\$	Position
Gross Expenditure Changes				
Prior Year Impacts				
- Budget to Actual Salary and Benefit Adjustment	(2.4)		(2.4)	
COLA and Progression Pay				
- CPI increase for Mayor	3.7		3.7	
Other Base Changes				
- Non-Payroll Reduction	(1.3)		(1.3)	
Total Gross Expenditure Changes				
Revenue Changes (Increase) / Decrease				
Total Revenue Changes				
Net Expenditure Changes				

Key cost drivers for the Office of the Mayor are discussed below

- Increasing salary and benefit costs by \$0.001 million is offset by a reduction in non-payroll items.

**Table 5
2017 and 2018 Plan by Program**

Description (\$000s)	2017 - Incremental Increase					2018 - Incremental Increase				
	Gross Expense	Revenue	Net Expense	% Change	# Positions	Gross Expense	Revenue	Net Expense	% Change	# Positions
Known Impacts:										
Economic Factors										
Salaries and Benefits	152.2		152.2			26.4		26.4		
Sub-Total	152.2		152.2			26.4		26.4		
Total Incremental Impact	152.2		152.2			26.4		26.4		

Future year incremental costs are primarily attributable to the following:

Known Impacts:

- Salaries and benefits adjustments result in net increases of \$0.152 million and \$0.026 million, respectively in 2017 and 2018.



Appendices:

Appendix 2

2016 Preliminary Operating Budget by Expenditure Category

Program Summary by Expenditure Category

Category of Expense (\$000's)	2013	2014	2015	2015	2016	2016 Change from		Plan	
	Actual *	Actual *	Budget	Projected	Budget	2015 Approved		2017	2018
	\$	\$	\$	\$	\$	\$	%	\$	\$
Salaries and Benefits	1,628.2	1,794.9	2,199.6	2,199.6	2,200.9	1.3	0.1%	2,353.1	2,379.5
Materials and Supplies	9.4	14.3	5.0	5.0	4.8	(0.2)	(4.0%)	4.8	4.8
Equipment	1.3						-		
Services & Rents	19.1	22.3	87.5	87.5	84.4	(3.1)	(3.6%)	84.4	84.4
Contributions to Capital							-		
Contributions to Reserve/Res Funds							-		
Other Expenditures							-		
Interdivisional Charges	12.6	9.0	5.0	5.0	7.0	2.0	40.9%	7.0	7.1
Total Gross Expenditures	1,670.6	1,840.5	2,297.1	2,297.1	2,297.1	0.0	0.0%	2,449.3	2,475.8
Interdivisional Recoveries							-		
Provincial Subsidies							-		
Federal Subsidies							-		
Other Subsidies							-		
User Fees & Donations							-		
Transfers from Capital Fund							-		
Contribution from Reserve/Reserve Funds							-		
Sundry Revenues							-		
Total Revenues							-		
Total Net Expenditures	1,670.6	1,840.5	2,297.1	2,297.1	2,297.1	0.0	0.0%	2,449.3	2,475.8
Approved Positions	19.0	18.0	20.0	21.0	20.0			20.0	20.0

* Restated to include Deputy Mayor/City Clerk's Office actuals

** Based on the 2015 9-month Operating Variance Report

For additional information regarding the 2015 Q3 operating variances and year-end projections, please refer to the attached link for the report entitled "Operating Variance Report for the Nine-Month Period Ended September 30, 2015" approved by City Council at its meeting on December 9, 2015.

<http://app.toronto.ca/tmmis/viewAgendaItemHistory.do?item=2015.EX10.27>

Impact of 2015 Operating Variance on the 2016 Preliminary Budget

- There is no impact of the 2015 operating variance on the 2016 Preliminary Operating Budget.