

City & School Board Capital Funding Pressures

- Toronto District School Board
- City of Toronto
- Conseil Scolaire Viamonde
- Conseil Scolaire de District Catholique Centre-Sud
- Shared Public Infrastructure Challenge for Toronto
- Opportunities for City-School Board Cooperation

Presentation to the City-School Boards Advisory Committee

February 11, 2016

Carla Kisko, Associate Director, Finance & Operations, TDSB

Chris Brillinger, Executive Director, Social Development Finance & Administration, City of Toronto

Overview – The Context

The Renewal Challenge

- **589** operating schools (including Alternative schools)
- **102** schools below 60% capacity
- **67** properties sold
- **\$405 M** in proceeds
- **\$3.3 B** in current renewal needs
- **\$5.6 B** projected by 2028
- **30%** of schools in *critical** condition
- **5%** of schools need extensive renovations

Annual grant for school renewal:

\$44.0 M (2015-2016)

Grant for School Condition Improvement:

\$112M (2015-2016)

***Capital funding for
growth since 2008-2009:
\$138.0 M***

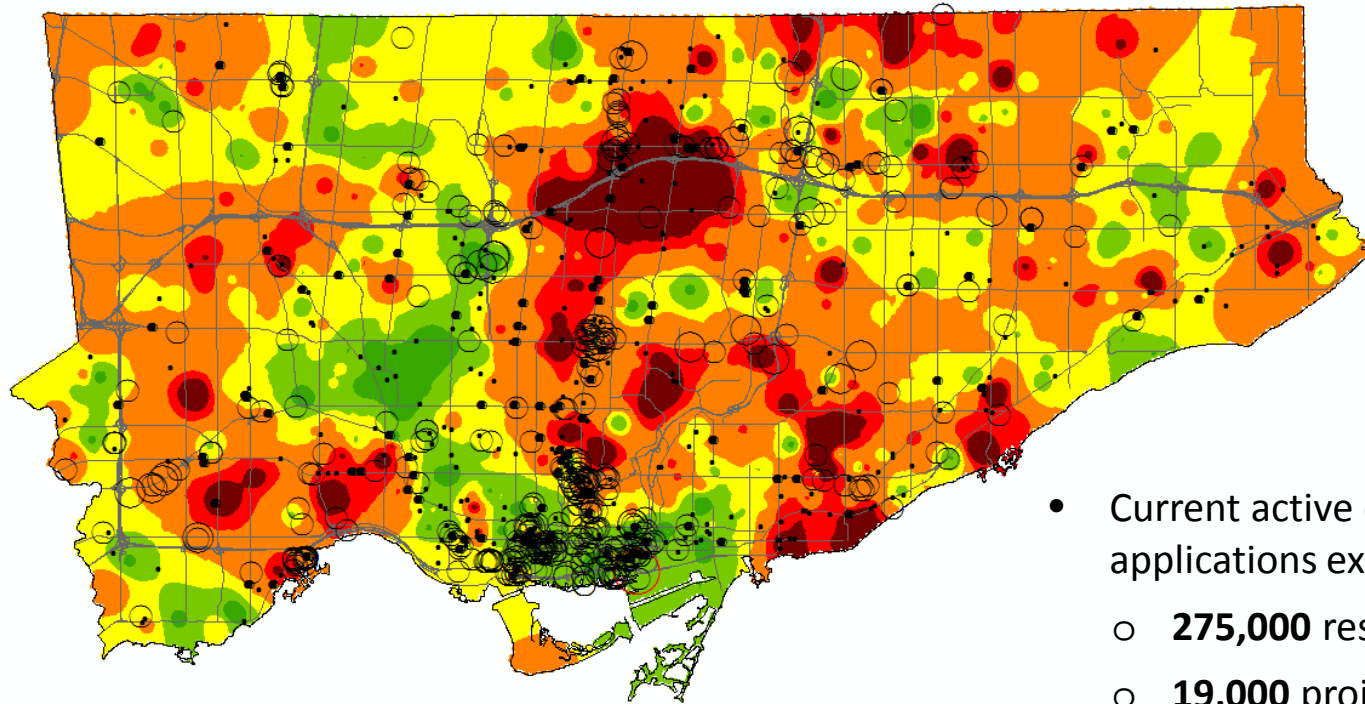
The Growth Challenge

- City's Residential Intensification continues
- Building applications for **275,000** residential units in process
- Enrolment up by **20,000** students by 2039
- **\$300 M** lost in potential Education Development Charges


*Ministry of Education FCI ranking: *critical* = >65%



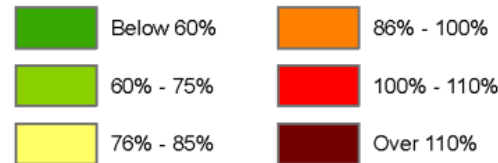
Planned Future Residential Development



Total # of Units by Address



Utilization Rate




Ward

- Current active development applications expected to yield:
 - **275,000** residential units;
 - **19,000** projected elementary TDSB students;
 - **10,000** projected secondary TDSB students.
 - **\$300M** of cost potential EDC revenue

Conseil scolaire Viamonde

- 9 elementary schools, 3 secondary schools in Toronto
- Board territory : Windsor to Penentanguishene to Oshawa, including over 160 municipalities.
- Growing board, requires additional schools in Toronto (and elsewhere)
- Funding for capital and land acquisition needs: Ministry of Education only.
 - No EDCs
 - No proceeds of disposition
- 55 269 963\$ in deferred maintenance (according to TCPS)



le succès
s'exprime en
FRANÇAIS

éducation
langue française
inclusion



Conseil scolaire Viamonde

Conseil Scolaire de District Catholique Centre-Sud (CSDCCS)

- 9 elementary and 2 secondary,
- 3 elementary schools are newly built,
- Board covers 110 municipalities,
- Growing board, requires additional schools in Toronto (and elsewhere),
- 2.9 M\$ Proceeds of disposition,
- 189 162 636 M \$ In deferred maintenance according to TCPS



2016 CAPITAL BUDGET SUMMARY

Programs (\$000)	2016				2016 - 2020				2016 - 2025			
	Admin. Review		Debt Target	Over/ (Under)	Admin. Review		Debt Target	Over/ (Under)	Admin. Review		Debt Target	Over/ (Under)
	Gross	Debt/CFC			Gross	Debt/CFC			Gross	Debt/CFC		
Citizen Centred Services - A	227,960	105,806	112,436	(6,630)	1,045,993	525,132	527,427	(2,295)	1,638,621	987,304	987,349	(45)
Citizen Centred Services - B	383,330	263,984	297,079	(33,095)	1,858,958	1,305,970	1,580,673	(274,703)	5,512,109	3,463,530	2,940,256	523,274
Internal Services	269,358	136,002	149,588	(13,586)	1,201,278	516,656	500,770	15,886	2,073,509	984,620	918,731	65,889
Other City Programs	5,135	3,160	15,719	(12,559)	15,522	7,117	15,705	(8,588)	46,197	34,317	28,305	6,012
Total - City Operations	885,783	508,952	574,822	(65,870)	4,121,751	2,354,875	2,624,575	(269,700)	9,270,436	5,469,771	4,874,641	595,130
Agencies	99,723	61,237	64,417	(3,180)	595,525	329,017	335,495	(6,478)	1,180,030	627,779	616,292	11,487
Total - Tax Supported before TTC	985,506	570,189	639,239	(69,050)	4,717,276	2,683,892	2,960,070	(276,178)	10,450,466	6,097,550	5,490,933	606,617
TTC	1,251,624	525,290	583,261	(57,971)	7,275,276	2,492,873	2,358,764	134,109	10,505,860	2,891,072	2,838,267	52,805
Total - Tax Supported Programs	2,237,130	1,095,479	1,222,500	(127,021)	11,992,552	5,176,765	5,318,834	(142,069)	20,956,326	8,988,622	8,329,200	659,422

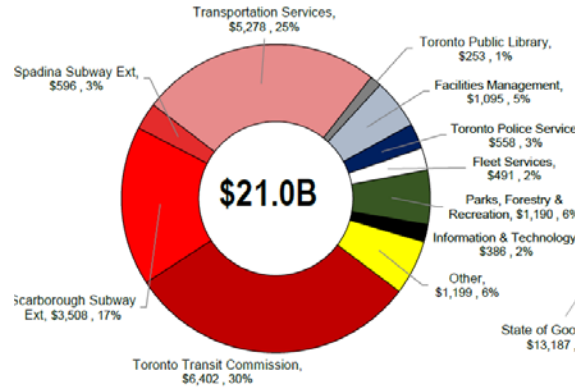
Highlights:

- Preliminary Tax Supported 2016-2025 Capital Budget & Plan totals \$21 B
- Preliminary Capital Budget and Plan is over Target by \$659 million
- Major cost components are Transportation Services and Transit Projects
- 2016 Preliminary Capital Budget totals \$2.2 B

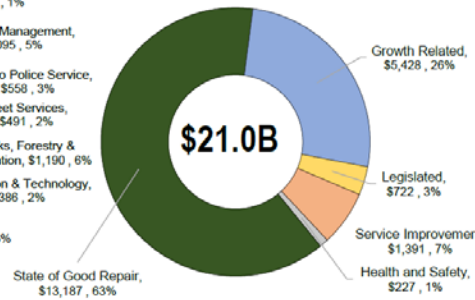
10 YEAR CAPITAL PLAN (TAX-SUPPORTED) WHERE THE MONEY GOES: \$21.0B

\$ Million

**2016 - 2025 Capital Budget & Plan
By Program
75% TTC/Transportation**

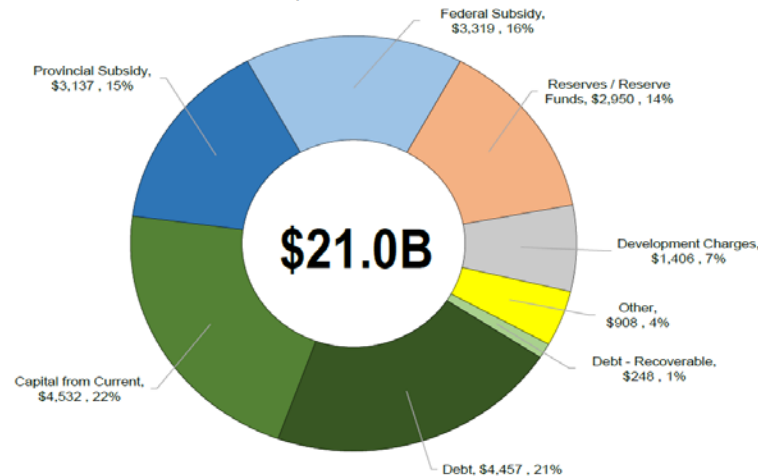


**2016 - 2025 Capital Budget & Plan
By Category
63% SOGR**



10 YEAR CAPITAL PLAN (TAX-SUPPORTED) WHERE THE MONEY COMES FROM: \$21.0B

\$ Million

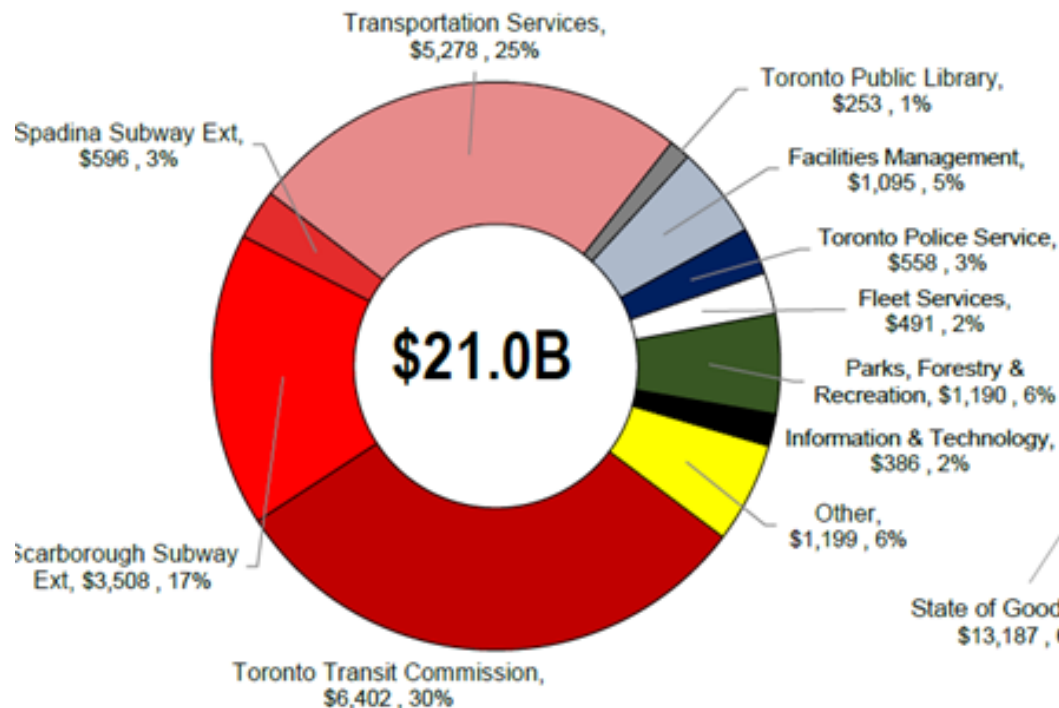


10 YEAR CAPITAL PLAN (TAX-SUPPORTED)

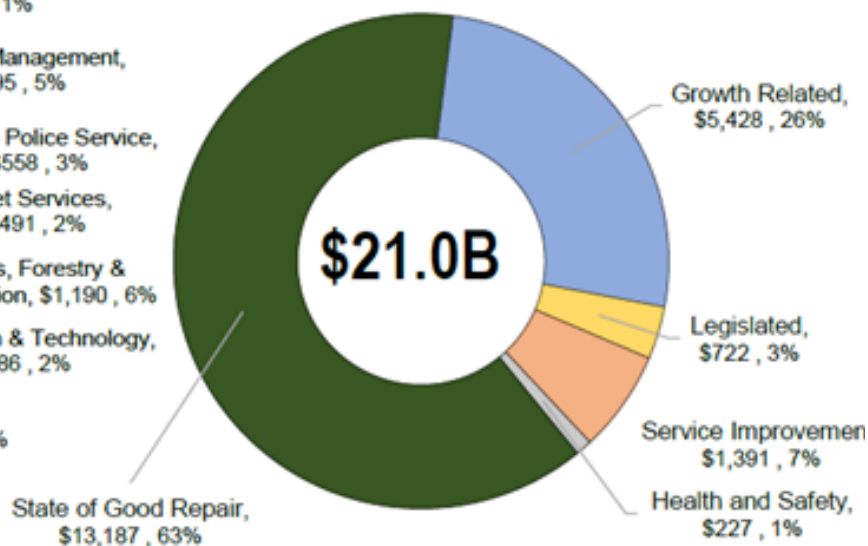
WHERE THE MONEY GOES: \$21.0B

\$ Million

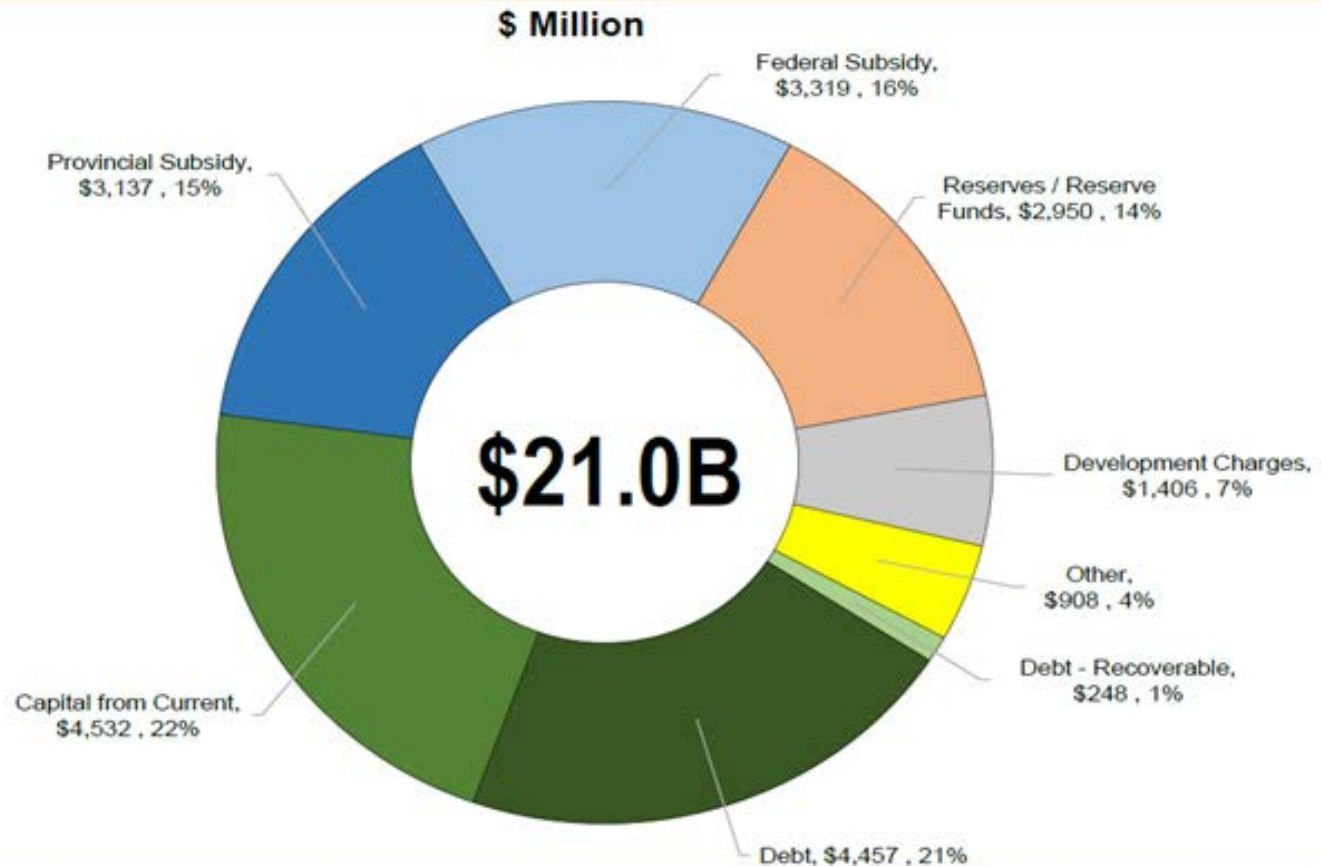
2016 - 2025 Capital Budget & Plan
By Program
75% TTC/Transportation




2016 - 2025 Capital Budget & Plan
By Category
63% SOGR



10 YEAR CAPITAL PLAN (TAX-SUPPORTED) WHERE THE MONEY COMES FROM: \$21.0B



MAJOR UNMET NEEDS




(\$ Million)	
TCHC State of Good Repair Backlog (Province/Federal Share of \$2.6 Billion Requirement)	1,728
SOGR Backlog City Programs/Agencies	1,663
Toronto Transit Commission – Board Approved Unfunded Projects	2,679
Toronto Transit Commission – Future Capital Needs	2,233
George Street Revitalization	480
Long Term Care Home Services-Capital Renewal Strategy	246
Facilities AODA Compliance	192
Other Programs – Transportation Services, Fire Services, Facilities, I&T, Exhibition Place, Toronto & Region Conservation Authority, Toronto Public Health, Toronto Public Library, Sony Centre.	1,282
SmartTrack (City share)	2,600
Downtown Relief Line (Pape to St. Andrew Option)	4,100
Waterfront Transit (East Bayfront to Long Branch GO)	1,059
Lower Don Flood Protection	975
Port Lands – Land Servicing	150
Waterfront Public Realm Initiatives including north-south connections & additional ports	350
Unfunded Projects from Environmental Assessments – Value of Projects over 2016-2025 period likely to move forward	2,000 (low end)
TCHC Revitalization – Principal repayment for Regent Park & some SOGR projects	200
TCHC Revitalization – Additional funding for planned projects (Regent Park, Lawrence Heights, Alexandra Park, Leslie-Nymark, Allenbury Gardens, Railway Lands, 250 Davenport & Don Summerville)	400
Total of Unfunded Capital Projects	22,337

A Complex Challenge Calls for a Diversified Strategy




Approaching Growth:

- Provincial Funds
- TDSB needs Education Development Charges (EDCs) to pay for school capital, including site-related costs
- Consider schools in condos



Approaching Renewal:

- Seek specific capital levy on property
- Consider redevelopment opportunities with partners
- Offer leasing partnerships with social service providers
- Address redundant school sites



CONCLUSION:

- Infrastructure issues in Toronto are concerning
- \$ 3.7 B in municipal infrastructure backlog
- \$3.3B in TDSB school renewal and backlog, growing every day
- \$245M Francophone boards' school renewal
Areas of growth lack adequate school and community space
- Growth puts increased pressure on old schools and school playing fields

