

BU41.1.158

TORONTO COALITION FOR
BETTER CHILD CARE (TCBCC)
PARENT FEE AND PER DIEM
SURVEY 2017

► SURVEY CONTENT

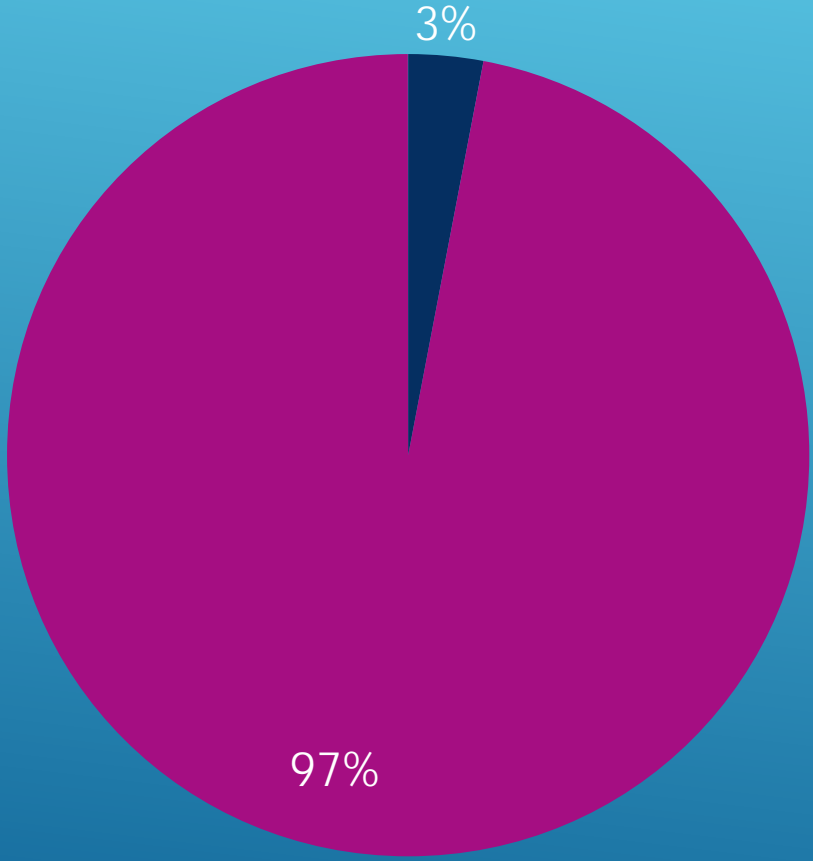
- ❖ To determine if the City of Toronto had paid the rates the day cares had budgeted for
- ❖ Conducted over a two month period (late October to mid December, 2017)
- ❖ 119 online surveys sent to TCBCCC day care membership only (non-profit). The responses would be anonymous.
- ❖ 49 returns
- ❖ 31 of 44 wards were represented in the data collected
- ❖ The responses included 5639 licensed spaces of which 1936 were subsidized and 2881 full fee (822 spaces were vacant)
- ❖ The % of programs affected and the total funding shortfall
- ❖ The average funding shortfall by age category
- ❖ The reasons given to Child Care Programs for the funding shortfall by the City of Toronto and the actions taken by those programs due to their funding shortfall

► FINDINGS

To determine if there is a difference between child care programs daily full fee cost and the City daily rate

- ❖ **97% reported yes** to a difference between their daily full fee cost and the City daily rate.

Difference between Programs daily full fee cost and the City daily rate



■ No 3%
■ Yes 97%

► FINDINGS

Approximate total shortfall in funding reported by Child Care Programs

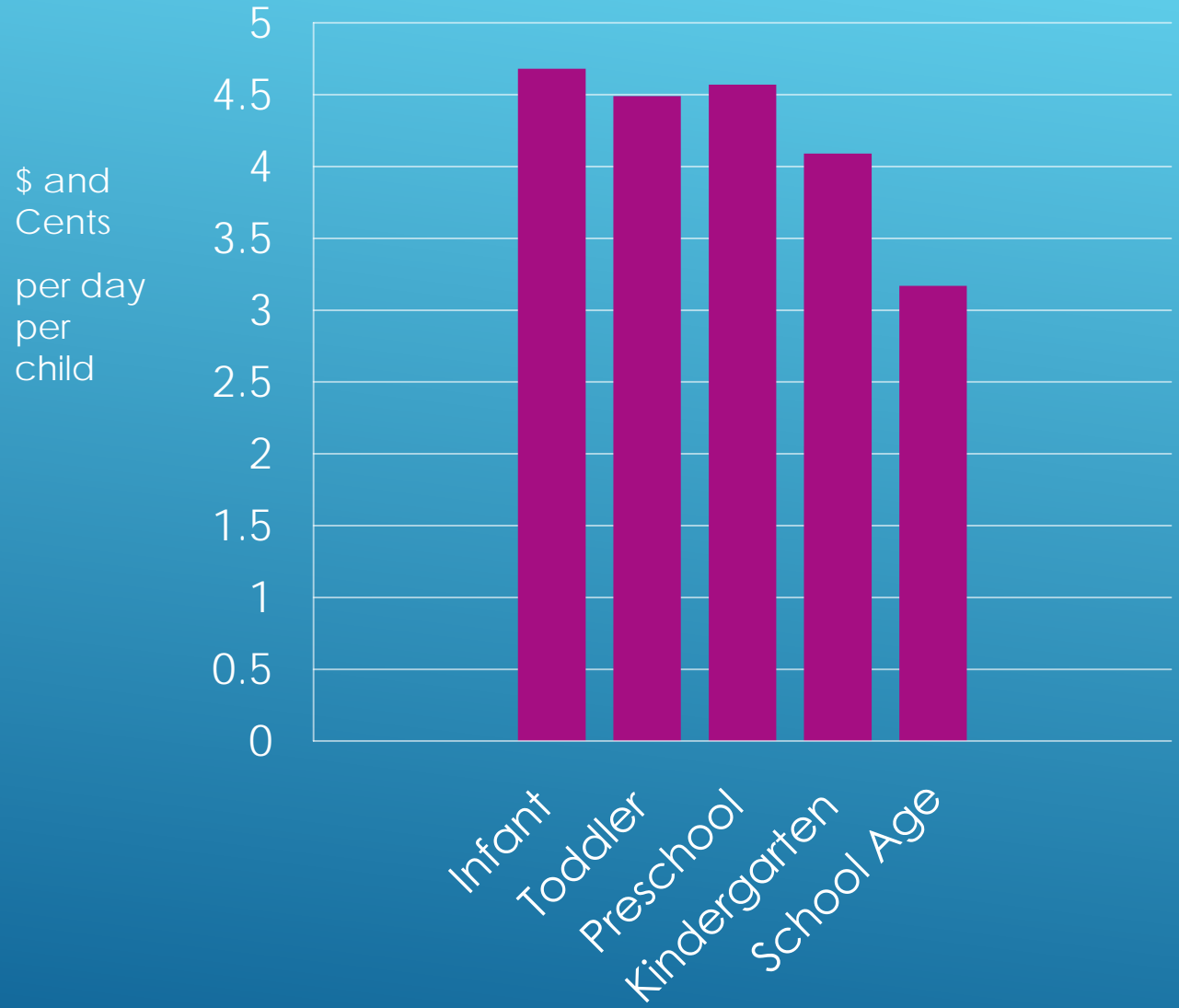
- ❖ Approximately **\$750,102.00** shortfall in funding was reported by those Child Care Programs who responded

► FINDINGS

► **Average shortfall in funding by age group**


- ❖ Infant programs on average reported a funding shortfall of \$4.68 per day per child
- ❖ Toddler programs on average reported a funding shortfall of \$4.49 per day per child
- ❖ Preschool programs on average reported a funding shortfall of \$4.57 per day per child
- ❖ Kindergarten programs on average reported a funding shortfall of \$4.09 per day per child
- ❖ School Age programs on average reported a funding shortfall of \$3.17 per day per child

■ Average shortfall in funding by age group

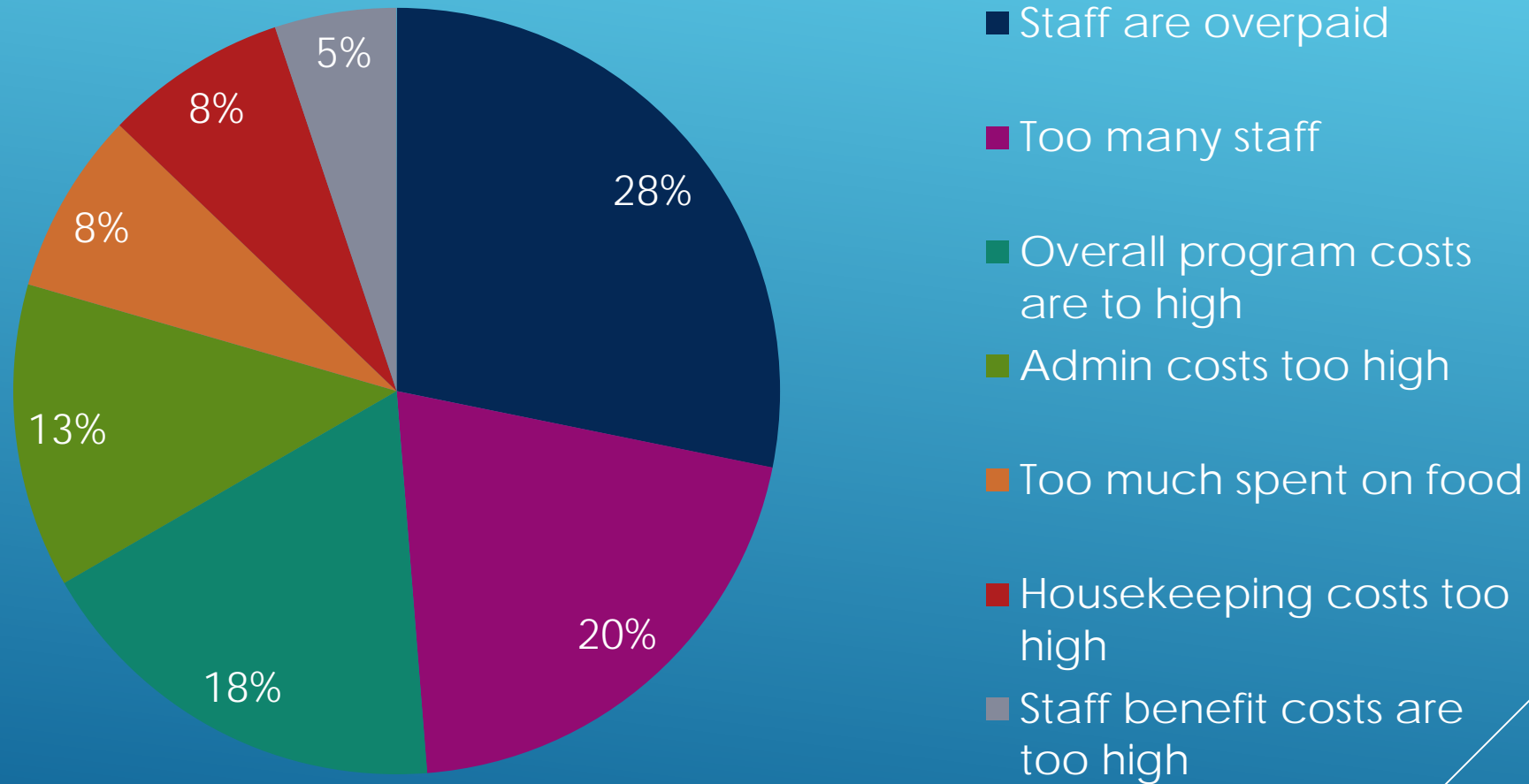


► FINDINGS

Most common reasons given by the City of Toronto for the funding cuts


- ❖ Staff are overpaid
 - ❖ Programs had too many staff
 - ❖ Overall program costs are too high
 - ❖ Administration costs are too high
 - ❖ They wanted Child Care Programs to pay less for food
 - ❖ Too much spent on housekeeping supplies
 - ❖ Staff Benefits are too expensive
- 

Most common reasons given by the City of Toronto for the funding cuts

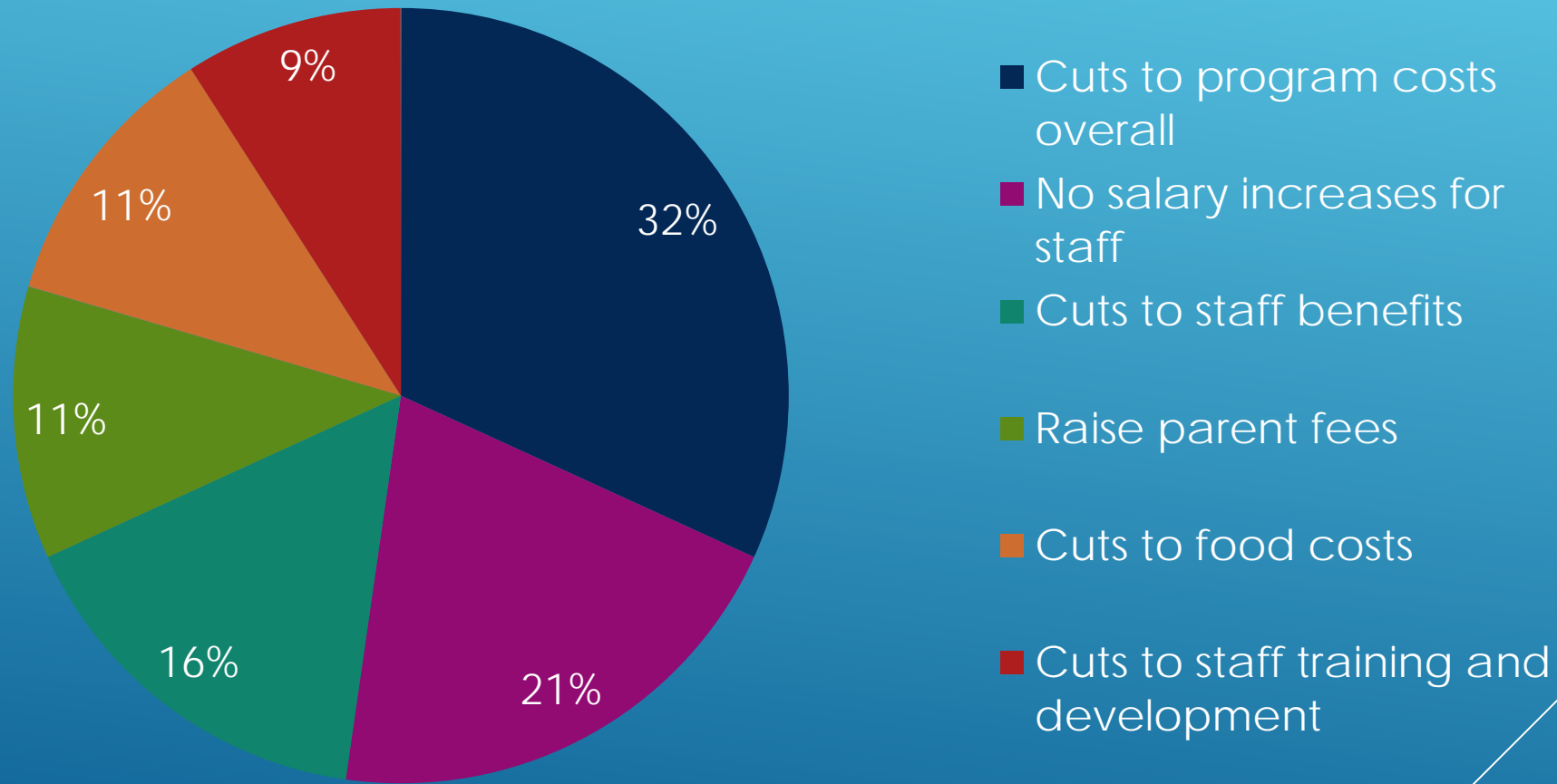


► FINDINGS

The top six budget cuts made by Child Care Programs due to the funding shortfall

- ❖ Cuts to program budgets overall
 - ❖ No salary increases for staff
 - ❖ Reduced benefit packages for staff
 - ❖ Raised parent fees
 - ❖ Reduced spending on food
 - ❖ Cut staff training and development
- 
- A decorative graphic consisting of several parallel white lines of varying lengths and orientations, located in the bottom right corner of the slide.

Actions to be taken by Child Care Programs due to funding cuts



▶ CONCLUSIONS

- ❖ The greatest majority of respondents had a funding shortfall in their per diems by the City of Toronto
 - ❖ Respondents reported a significant shortfall in overall funding
 - ❖ The greatest majority of respondents received a shortfall across ALL age categories
 - ❖ The greatest majority of respondents received reasons for the shortage of funding
 - ❖ A majority of respondents reported cuts to their programs as a result of the funding shortfall
 - ❖ Respondents reported a rate increase to cover the funding shortfall by the City of Toronto
- 